


# Primary 2

Work for Monday 1<sup>st</sup> June - Friday 5<sup>th</sup> June



We can't believe it's June already!!

Thank you for all your hard work over the last number of weeks. You are little superstars.

## Week beginning Monday 1<sup>st</sup> June Weekly Planner

	<b>Literacy/Phonics /WAU</b>	<b>Teaching Instructions</b>	<b>Numeracy</b>	<b>Teaching Instructions</b>
<b>Monday</b>	Read the story of "The Gruffalo". See attached in the home learning folder.	<i>Discuss the story of The Gruffalo. Label the parts of the gruffalo's body.</i>	Addition and Subtraction	<i>Ensure children recognise the addition symbol (+) and subtraction symbol (-). Use number line to count on to add (+) and count backwards to subtract (-).</i>
<b>Tuesday</b>	Phonics - Rhyming Words based on The Gruffalo story.	<i>Sound out the pictures. Draw a line to match the rhyming words. E.g.: mouse and house log and frog</i>	Tens and Ones	<i>Consolidating tens and ones. Children understand that 1 ten and 5 ones will make 15. 1 ten and 2 ones will make 12.</i>
<b>Wednesday</b>	My Gruffalo	<i>Children will use word mat to describe their very own Gruffalo. Use descriptive words.</i>	Before and after numbers within 40.	<i>Use number line to help children find numbers before and numbers after within 40. Eg what number comes <b>before</b> 37 = 36 What number comes <b>after</b> 39 = 40.</i>
<b>Thursday</b>	Capital Letters and Full stops.	<i>Remind children that punctuation is very important. We need capital letters at the beginning of every sentence to let us know that our sentence is starting. We need full stops at the end of our sentence to let us know our sentence has finished. Rewrite the sentences on the line putting in capital letters and full stops.</i>	Addition and Subtraction	<i>Remind children of the addition symbol (+) and subtraction symbol (-). Use number line to count on to add (+) and count backwards to subtract (-).</i>
<b>Friday</b>	Draw their favourite character from The Gruffalo story.		<b>Weekly Spelling and Maths test. Good luck!</b>	

## This week's spelling/maths targets:

### **Group 1:**

*Spellings:* This week's spellings are based on Linguistic Phonics Stage 4 words (where a sound may be represented by more than one letter), and the usual HFW's.

1. cuff
2. sniff
3. fluff
4. fuzz
5. buzz
6. fizz
7. away
8. going
9. help
10. be

*Maths Target:* Add/subtract 0, 1, 2 to numbers within 30, For example:  $26 + 1 = \underline{\quad}$ ,  $19 - 1 = \underline{\quad}$ ,  $23 + 0 = \underline{\quad}$ ,  $20 - 0 = \underline{\quad}$ . It is important for children to be able to move from one operation to another i.e. from addition to subtraction and vice versa. Ask children 5 of these questions as part of their home-schooling weekly test.

### **Group 2:**

*Spellings:* This week's spellings are based on Linguistic Phonics Stage 4 words (where a sound may be represented by more than one letter), and the usual High Frequency Words.

1. pull
2. kiss
3. hill
4. like
5. go

*Maths Target:* Add/subtract 0, 1, 2 to numbers within 20, For example:  $16 + 1 = \underline{\quad}$ ,  $19 - 1 = \underline{\quad}$ ,  $13 + 0 = \underline{\quad}$ ,  $20 - 0 = \underline{\quad}$ . It is important for children to be able to move from one operation to another i.e. from addition to subtraction and vice versa. Ask children 5 of these questions as part of their home-schooling weekly test.

### **Group 3:**

*Spellings:*


1. hot
2. dig
3. she

*Maths Target:* Add/subtract 0, 1, 2 to numbers within 10, For example:  $6 + 1 = \underline{\quad}$ ,  $9 - 1 = \underline{\quad}$ ,  $6 + 0 = \underline{\quad}$ ,  $1 - 0 = \underline{\quad}$ . *It is important for children to be able to move from one operation to another i.e. from addition to subtraction and vice versa. Ask children 5 of these questions as part of their home-schooling weekly test.*

WALT: Label the parts of The Gruffalo

# The Gruffalo

Write the word next to the right body part.




- |      |          |       |       |       |       |
|------|----------|-------|-------|-------|-------|
| wart | tongue   | eyes  | claws | tusks | knees |
| toes | prickles | teeth |       |       |       |



If your child is finding this activity tricky, please complete the next worksheet.

# The Gruffalo

Write the word next to the right body part.

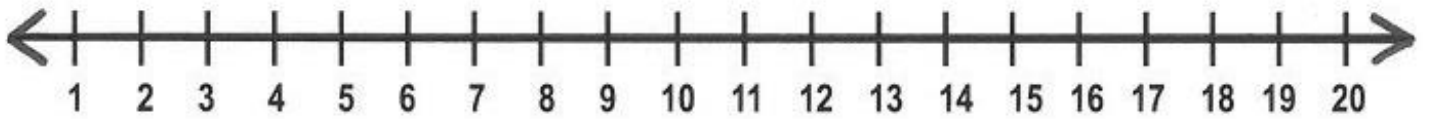


- |      |          |       |       |       |       |
|------|----------|-------|-------|-------|-------|
| wart | tongue   | eyes  | claws | tusks | knees |
| toes | prickles | teeth |       |       |       |



## Addition and Subtraction

WALT: count on to add numbers and count backwards to subtract numbers.



### Add

$12 + 2 = \square$

$14 + 6 = \square$

$9 + 1 = \square$

$11 + 3 = \square$

$8 + 4 = \square$

### Subtract

$15 - 2 = \square$

$17 - 3 = \square$

$15 - 5 = \square$

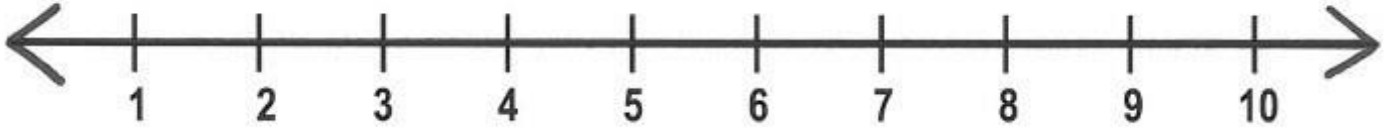
$18 - 2 = \square$

$10 - 6 = \square$

If your child is finding this activity tricky, please complete the next worksheet.

## Addition and Subtraction

WALT: count on to add numbers and count backwards to subtract numbers.



Add

Subtract

$2 + 3 = \square$

$5 - 2 = \square$

$4 + 6 = \square$

$7 - 3 = \square$

$8 + 1 = \square$

$5 - 1 = \square$

$5 + 4 = \square$

$8 - 4 = \square$

$1 + 3 = \square$

$9 - 3 = \square$

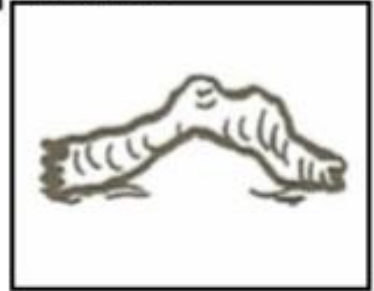






WALT: Match rhyming words.

Extension - Write sentences using the rhyming words.

# The Gruffalo

Draw a line to the matching rhyming picture.



# Tens and Ones

Yoghurts

How many?




$10 + \underline{5}$

15



$10 + \underline{\quad}$




$10 + \underline{\quad}$



$10 + \underline{\quad}$



$10 + \underline{\quad}$



$10 + \underline{\quad}$



$10 + \underline{\quad}$

# THE GRUFFALO

mouse



fox



owl



snake



gruffalo



treetop house



logpile house



underground house



orange eyes



Knobby knees



turned-out toes



purple prickles



poisonous wart



tusks



claws



teeth



black tongue

## Words to help you

The  
My  
Gruffalo

He  
She

can  
has  
some

his  
see  
look

met

blue ●

red ●

pink ●

orange ●

green ●

yellow ●


WALT: Use word mat to describe my own Gruffalo.

# My Gruffalo



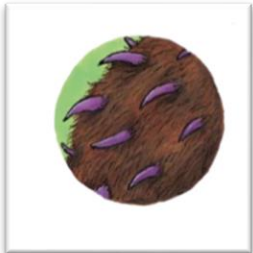
---

---



---

---



---

---



---

---

Draw your own Gruffalo

A large, empty rectangular box with a black border, intended for drawing a Gruffalo.



WALT: Recognise numbers before and after within 40.

## Before and after within 40

1	2	3	4	5	6	7	8	9	10	11	12	13	14	15	16	17	18	19	20
21	22	23	24	25	26	27	28	29	30	31	32	33	34	35	36	37	38	39	40

Write the number that comes **before**

1.



2.



3.



4.














5.



1	2	3	4	5	6	7	8	9	10	11	12	13	14	15	16	17	18	19	20
21	22	23	24	25	26	27	28	29	30	31	32	33	34	35	36	37	38	39	40

Write the number that comes **after**

1.		
2.		
3.		
4.		
5.		



Sentences start with a capital letter.

Sentences end with a full stop.

Aa Bb Cc Dd Ee Ff Gg Hh Ii Jj Kk Ll Mm Nn Oo  
Pp Qq Rr Ss Tt Uu Vv Ww Xx Yy Zz

Copy these sentences on the lines and add the capital letters and full stops.

1. we played on the swing

---

2. tom went to the park

---

3. mum read me a story

---

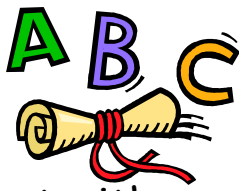
4. i made my bed today

---

5. look at the sun

---

If your child is finding this activity tricky, please complete the next worksheet.



Sentences start with a capital letter.

Sentences end with a full stop.

Aa Bb Cc Dd Ee Ff Gg Hh Ii Jj Kk Ll Mm Nn Oo  
Pp Qq Rr Ss Tt Uu Vv Ww Xx Yy Zz

Copy these sentences on the lines and add the capital letters and full stops.

E.g. we played on the swing

We played on the swing.

1. tom went to the park

---

2. mum read me a story

---

3. i made my bed today

---

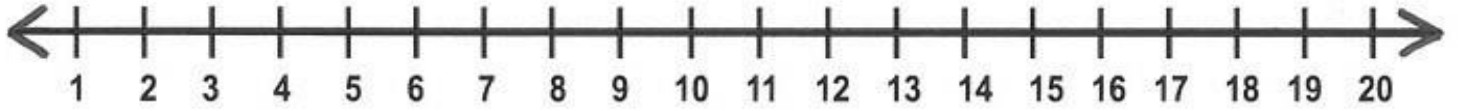




## Addition and Subtraction

**WALT:** add and subtract within 20.

Remember to look carefully at the signs!



$8 + 6 = \underline{\quad}$

$13 - 3 = \underline{\quad}$

$13 - 0 = \underline{\quad}$

$16 + 4 = \underline{\quad}$

$9 + 7 = \underline{\quad}$

$12 - 1 = \underline{\quad}$

$15 - 3 = \underline{\quad}$

$15 + 5 = \underline{\quad}$

$3 + 5 = \underline{\quad}$

$17 - 4 = \underline{\quad}$

$11 + 6 = \underline{\quad}$

$11 - 9 = \underline{\quad}$

$8 - 3 = \underline{\quad}$

$20 + 5 = \underline{\quad}$

# Weekly Tests

Good luck 😊

Spellings:

Maths:

The Gruffalo - Draw your favourite animal that mouse met in the deep dark wood.

