

Primary 2

Work for Monday 8th June - Friday 12th June



Another week of online learning begins 😊 where is time going? A big thank you to you and your teachers at home for all your hard work.

This week we begin a new topic all about Summer. We love this topic and hope you do too.

This will be your last week of Spelling and Maths targets so let's have one last big push!! Good luck.

We miss you lots.

Miss Breen and Mrs Morris

Week beginning Monday 8th June Weekly Planner

	Literacy/Phonics /WAU	Teaching Instructions	Numeracy	Teaching Instructions
Monday	<p>Phonics – Summer topic word building.</p> <p><i>Extension - write sentences using topic based words.</i></p>	<p><i>Use initial sounds and diagraphs taught in P2 to fill in the boxes to make up the topic based word.</i></p> <p><i>Eg: b u c k e t s u n</i></p>	Counting in 2s up to 20.	<p><i>Practice counting in 2s orally forwards and backwards to 20.</i></p> <p><i>Fill in the missing numbers on ice lolly.</i></p>
Tuesday	<p>WAU/Literacy – Writing sentences about summer clothing.</p>	<p><i>Discuss summer clothing. Use the word mat to write sentences about Summer clothes they like to wear.</i></p> <p><i>Eg: I like to wear a hat.</i></p> <p><i>In the Summer I wear sunglasses.</i></p> <p><i>When I go to the beach I wear flip flops.</i></p>	Addition and Subtraction with 20.	<p><i>Children to recognise the symbols +/-. Remind children to look out carefully for the signs in the sum. Make sure they count forwards when adding (getting bigger) and backwards when subtracting (getting smaller).</i></p>
Wednesday	<p>WAU – Sun Safety. Cut and Stick activity</p>	<p><i>Discuss the importance of keeping safe in the sun. Ask the children how we can keep safe in the sun? Children to colour, cut and stick the pictures that will help stay safe in the sun and stick them on the beach bag.</i></p>	Counting in 5s to 50.	<p><i>Using hands help the children to orally count to 50 in 5s.</i></p> <p><i>5 10 15 20 25 30...</i></p> <p><i>Fill in missing numbers on the hands.</i></p>
Thursday	<p>Literacy – Summer Cloze Procedure</p>	<p><i>Read the sentences and fill in the missing word(s) from the word bank.</i></p>	Counting in 10s to 100 if able or 50.	<p><i>Practice counting up in 10s orally using both hands (10 fingers).</i></p> <p><i>10 20 30 40 50 ...</i></p> <p><i>Fill in the missing numbers on flower.</i></p>
Friday	Design their own sun hat.		<p>Weekly Spelling and Maths test. Good luck!</p> <p>(Last test!) Yayy.</p>	

This week's spelling/maths targets:

Group 1:

Spellings: This week's spellings are based on Linguistic Phonics Stage 4 words (where a sound may be represented by more than one letter), and the usual High Frequency Words:

1. sock
2. kick
3. luck
4. neck
5. black
6. pick
7. for
8. all
9. you
10. came

Maths Target: Add/subtract 0, 1, 2 to numbers within 30, For example: $26 + 1 = \underline{\quad}$, $19 - 1 = \underline{\quad}$, $23 + 0 = \underline{\quad}$, $20 - 0 = \underline{\quad}$. It is important for children to be able to move from one operation to another i.e. from addition to subtraction and vice versa. Ask children 5 DIFFERENT questions from last week as part of their home-schooling weekly test.

Group 2:

Spellings:

1. map
2. leg
3. box
4. like
5. big

Maths Target: Add/subtract 0, 1, 2 to numbers within 20, For example: $4 + 1 = \underline{\quad}$, $13 - 1 = \underline{\quad}$, $9 + 0 = \underline{\quad}$, $17 - 0 = \underline{\quad}$. It is important for children to be able to move from one operation to another i.e. from addition to subtraction and vice versa. Ask children 5 DIFFERENT questions from last week as part of their home-schooling weekly test.

Group 3:

Spellings:


1. up
2. get
3. his

Maths Target: Add/subtract 0, 1, 2 to numbers within 15, For example: $14 + 1 = \underline{\quad}$, $13 - 1 = \underline{\quad}$, $9 + 0 = \underline{\quad}$, $7 - 0 = \underline{\quad}$. *It is important for children to be able to move from one operation to another i.e. from addition to subtraction and vice versa. Ask children 5 DIFFERENT questions from last week as part of their home-schooling weekly test.*

If your child finds this activity tricky, please complete the next worksheet.

Phonics – Word building Activity

WALT: build our topic words. *Extension- Write sentences using these “Summer” words.*



f	i	sh
---	---	----




--	--	--



--	--	--



--	--	--



--	--	--	--	--



--	--	--

Phonics - Word building Activity

WALT: build our topic words.



h	o	t
---	---	---



--	--	--	--



--	--	--









--	--	--



--	--	--	--





Can you write a sentence using these words?

WALT: Count in 2s up to 20.



If your child is finding this activity tricky, please complete the next worksheet.

WALT: Count in 2s up to 10.



Words to help
you:

wear
have
like
to
put
on
beach
pool

Summer Clothes



t-shirt



dress



shorts



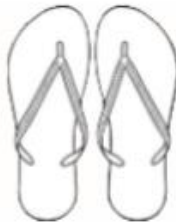
skirt




hat



sandals



flip flops



swimming trunks



swimming costume

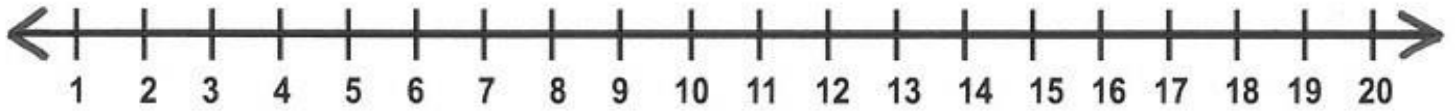


sunglasses

WALT: Write sentences about clothes I like to wear in Summer using the word mat.



WALT: add and subtract within 20 using a number line.



Remember to look carefully at the signs!!!

$13 + 5 = \underline{\quad\quad}$

$17 + 1 = \underline{\quad\quad}$

$11 - 1 = \underline{\quad\quad}$

$6 - 4 = \underline{\quad\quad}$

$6 + 3 = \underline{\quad\quad}$

$16 + 3 = \underline{\quad\quad}$

$20 - 2 = \underline{\quad\quad}$

$15 - 5 = \underline{\quad\quad}$

$12 + 4 = \underline{\quad\quad}$

$2 + 7 = \underline{\quad\quad}$

$10 - 2 = \underline{\quad\quad}$

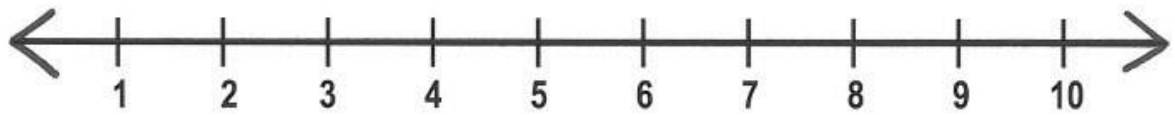
$20 - 1 = \underline{\quad\quad}$

$7 + 1 = \underline{\quad\quad}$

$19 + 1 = \underline{\quad\quad}$

If your child is finding this activity tricky, please complete the next worksheet.

WALT: add and subtract within 10 using a number line.



$3 + 5 = \underline{\quad}$

$4 + 1 = \underline{\quad}$

$10 - 1 = \underline{\quad}$

$6 - 2 = \underline{\quad}$

$6 + 3 = \underline{\quad}$

$2 + 2 = \underline{\quad}$

$10 - 2 = \underline{\quad}$

$5 - 0 = \underline{\quad}$

$2 + 4 = \underline{\quad}$

$7 + 2 = \underline{\quad}$

$9 - 2 = \underline{\quad}$

$8 - 1 = \underline{\quad}$

$7 + 1 = \underline{\quad}$

$1 + 1 = \underline{\quad}$

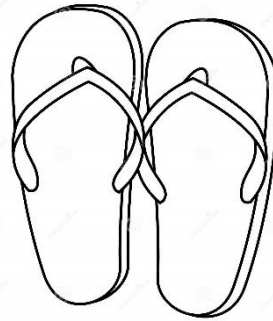


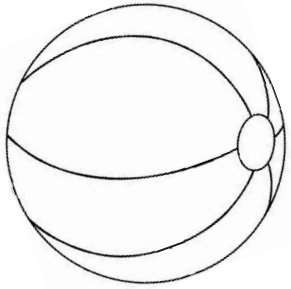
WALT: understand the importance of staying safe in the sun. We are sorting the pictures that help us stay safe in the sun.

Pack for Sun Safety

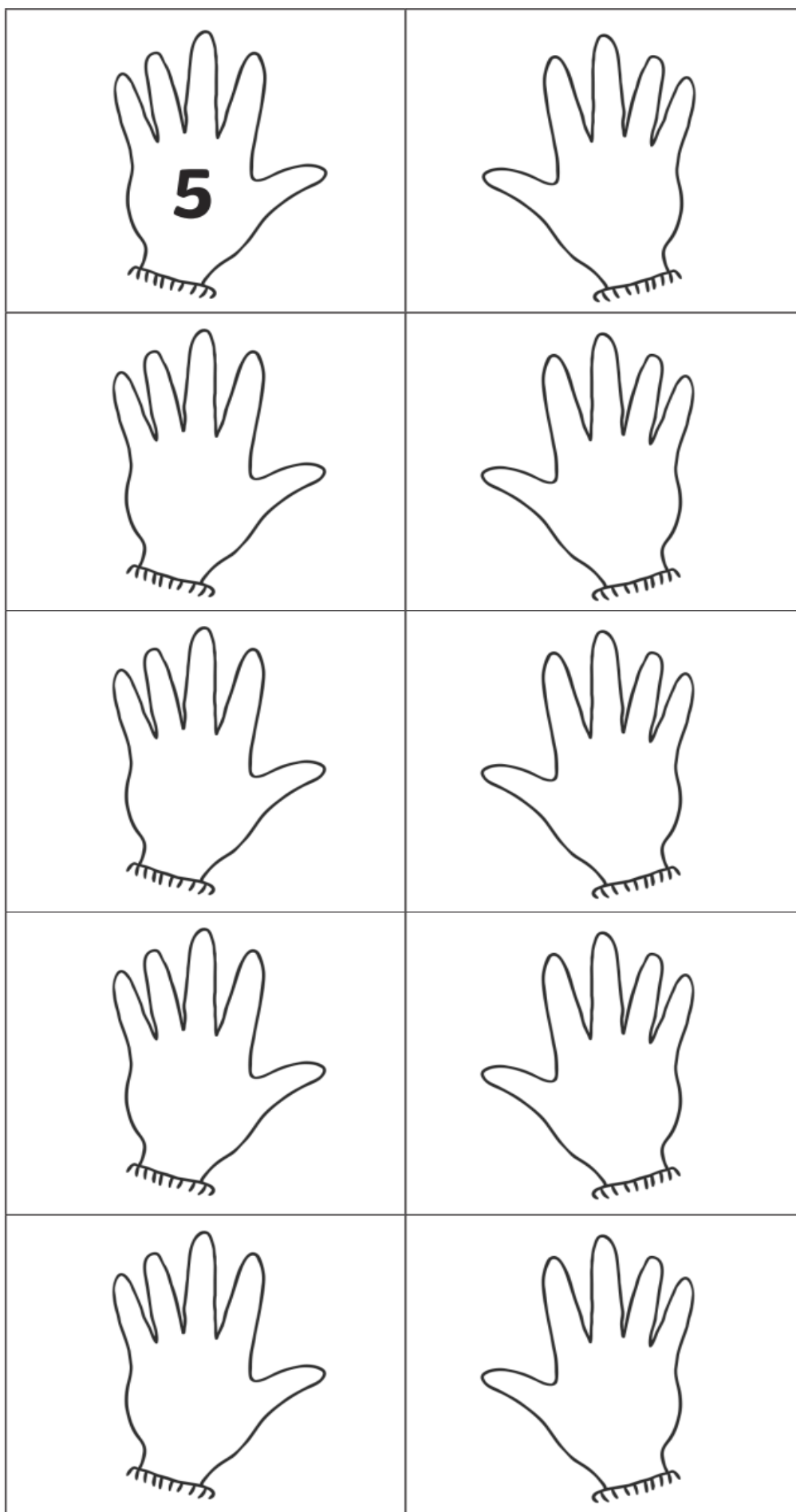
Colour and cut out the pictures that help you stay safe in the sun and glue them to your beach bag.



Cut and stick the items that you think will keep you safe in the sun into the beach bag.

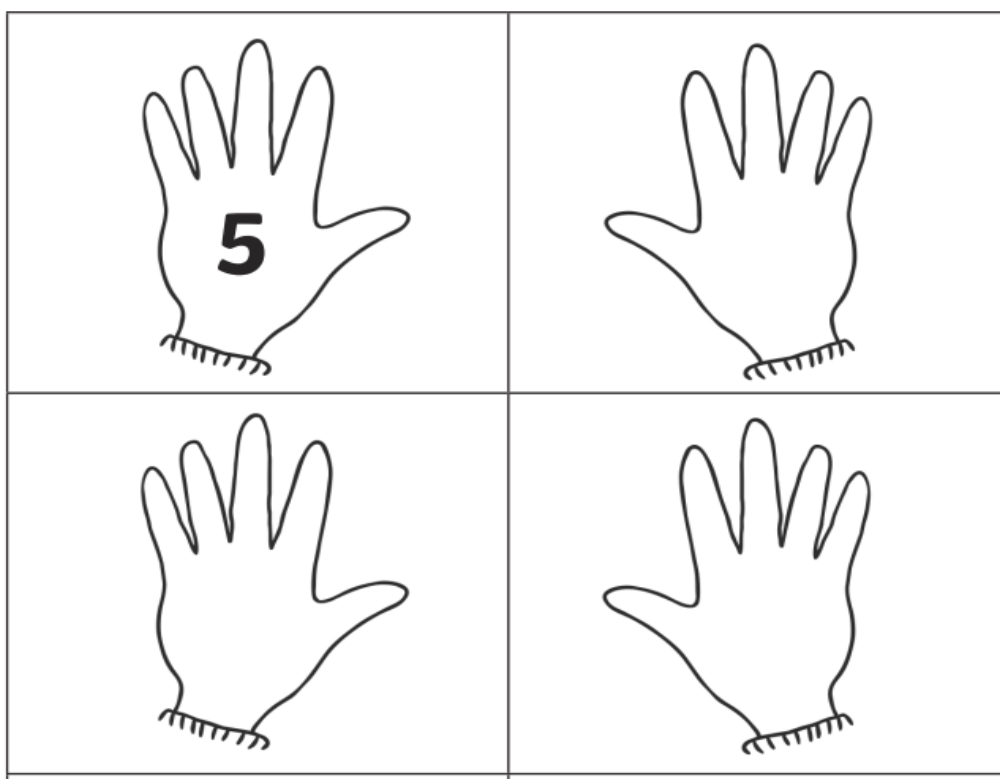


WALT: Count in 5s up to 50.



If your child is finding this activity tricky, please complete the next worksheet.

WALT: Count in 5s up to 20.



WALT: read the sentences and fill in the missing word using the words from the bank.

Lets keep safe in the summer!



wear a sun hat



keep in the shade



drink lots of water



wear sunglasses



put suncream on

Can you fill in the missing words ?

(The pictures above can help you)

1. We wear sunglasses to keep our eyes safe .

2. I wear a _____ on my head.

3. Drink lots of _____ to keep cool.

4. Put suncream _____ when you go out.

5. Keep in the _____ when you get too hot.

on shade sun hat water sunglasses

Read and Colour

Read the sentence in each box and colour the picture to match the sentence.



1.



The bucket and
spade are red.

2.




The sun is yellow.

3.



The sunglasses are
blue.

4.



The flower is pink.

5.



The kite is blue.

6.



The tree is green.

red

orange

yellow

green

blue












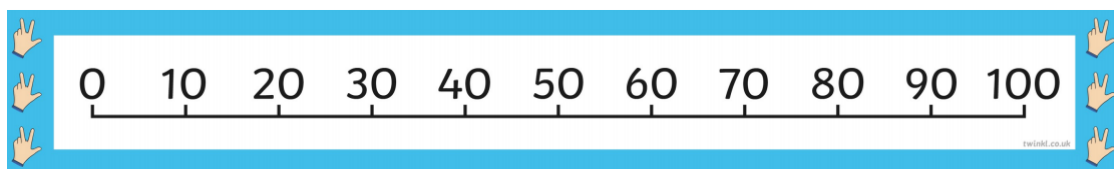
purple

pink

white





grey

WALT: count in 10s up to 100.



If your child finds this activity tricky, please complete next worksheet.

WALT: count in 10s up to 50.




Weekly Tests

Good luck 😊

Spellings:

Maths:

Design Your Own Sun Hat



Design Your Own Sun Hat

