

Primary 2

Monday 15th - Friday 19th June 2020

Summer is just around the corner



You are nearly there boys and girls. A big well done for making it this far - this is your last **full** week of online learning. Keep working hard and we hope you enjoy the activities based around our topic "Summer". It will soon be time for you to enjoy your summer holidays so one last big effort. We know you can do it 😊

Week beginning Monday 15th June Weekly Planner

	Literacy/Phonics /WAU	Teaching Instructions	Numeracy	Teaching Instructions
Monday	Phonics - Summer syllable sorting	Sound out the words and count the syllables. E.g. Buck-et has 2 syllables lem-on-ade has 3 syllables. Cut and stick / write the word in the correct column.	Missing numbers within 40.	Practice orally counting forward in ones from 0-40. Fill in the missing numbers in the sequence counting from 0-40. <u>Extension:</u> fill in the missing number in the sequence. Includes numbers before/after/between within 40.
Tuesday	.Lit/WAU - Seaside	Label the seaside picture using the word bank to help. Extension - write sentences about the seaside.	Money - Adding 1ps/2ps/5ps together.	Ensure children can recognise each coin. Add together 1ps/2ps/5ps and make a total. Write the total in the box. Ensure children remember to put the 'p' after the number because we are talking about pennies.
Wednesday	Literacy - Capital Letters and Full Stops	Rewrite the topic based sentences using capital letters and full stops.. Remind children to use a capital letter at the beginning of each sentence and a full stop to end each sentence.	Doubles to 10	Explain to children that when adding doubles we are adding numbers that are the same as each other. E.g. $1 + 1 = 2$ $2 + 2 = 4$
Thursday	Lit/WAU - What can you see in the Summer garden?	Look at the picture. Discuss and name all the objects in the picture. Write sentences about the picture.	Counting in 2s/5s/10s.	Practice orally counting in 2s up to 20, 5s to 50 and 10s to 50 or 100. Start at different numbers and get them to count up in 2s/5s/10s. For example: start on 12 and count in 2s up to 20... 12,14,16,18,20. Complete work activity.
Friday	Design a sandcastle and NESSY.			

If your child finds this activity tricky, please complete the next worksheet.

WALT: Sound out the words and count the syllables. *Extension:* Write a sentence using the words.

Cut out the words below and stick them in the right column.

1 syllable	2 syllables	3 syllables

lemonade 	goggles 	pool 
bug 	bicycle 	surfboard 
swimsuit 	sun 	sunglasses 

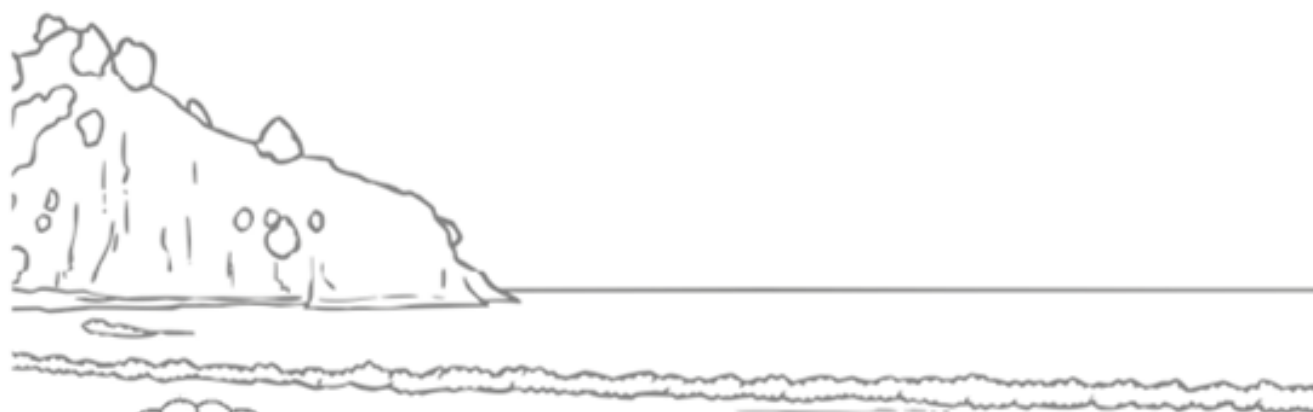
Seashell Word Colouring

Read the words. Then, colour the shells that sound the same using these clues.

sun = red

sand = yellow

hot = green



If your child is finding this activity tricky, please complete the worksheet filling in missing numbers to 20.

WALT: Fill in the missing numbers in the sequence.

1	11	21	31
3	13	23	32
5	15	25	35
7	17	27	37
9		29	
10	20	30	40

Extension

Missing Numbers up to 40

	20	
--	----	--



28		
----	--	--

30		
----	--	--



35		
----	--	--

	24	
--	----	--



	29	
--	----	--




	33	
--	----	--


38		
----	--	--



Fill in the missing numbers 1-20.



Summer labelling




Use these words

- spade
- bucket
- sandcastle
- book
- sunhat
- cloud
- sunglasses
- rubber-ring
- seagull
- dog
- sea

If your child is finding this activity tricky, please complete the next worksheet.

Summer labelling




Use these words

- spade
- bucket
- sandcastle
- book
- sunhat
- cloud
- sunglasses
- rubber-ring
- seagull
- dog
- sea


WALT: Add 1ps, 2ps and 5ps together.

How much does the ice cream cost?


Look at the coins. Count up the amount and write the total in the box. Don't forget your "p" for penny.




An ice cream cone with a scoop of vanilla ice cream. To its right are six pennies arranged in two columns of three. Below the coins is a rectangular box with the letter 'p' inside.



An ice cream cone with a scoop of vanilla ice cream. To its right are three pennies and one two-penny coin. Below the coins is a rectangular box with the letter 'p' inside.



An ice cream cone with a scoop of vanilla ice cream. To its right are three pennies and two two-penny coins. Below the coins is an empty rectangular box.



An ice cream cone with a scoop of vanilla ice cream. To its right are nine pennies arranged in a 3x3 grid. Below the coins is an empty rectangular box.



An ice cream cone with a scoop of vanilla ice cream. To its right are one five-penny coin and one penny. Below the coins is an empty rectangular box.




An ice cream cone with a scoop of vanilla ice cream. To its right are one two-penny coin, one five-penny coin, and one penny. Below the coins is an empty rectangular box.


If your child is finding this activity tricky, please complete the next worksheet.

How much does the ice cream cost?


Count the 1ps and write the total in the box.




An ice cream cone with a scoop of vanilla ice cream. To its right are seven 1p coins arranged in three rows: two in the top row, two in the middle row, and one in the bottom row. Below the coins is a rectangular box with the letter 'p' in the bottom right corner.




An ice cream cone with a scoop of vanilla ice cream. To its right are nine 1p coins arranged in three rows of three. Below the coins is a rectangular box with the letter 'p' in the bottom right corner.




An ice cream cone with a scoop of vanilla ice cream. To its right are two 1p coins arranged in a single row. Below the coins is a rectangular box with the letter 'p' in the bottom right corner.



An ice cream cone with a scoop of vanilla ice cream. To its right are four 1p coins arranged in two rows of two. Below the coins is a rectangular box with the letter 'p' in the bottom right corner.



An ice cream cone with a scoop of vanilla ice cream. To its right are three 1p coins arranged in two rows: two in the top row and one in the bottom row. Below the coins is a rectangular box with the letter 'p' in the bottom right corner.



An ice cream cone with a scoop of vanilla ice cream. To its right are ten 1p coins arranged in three rows: three in the top row, three in the middle row, and four in the bottom row. Below the coins is a rectangular box with the letter 'p' in the bottom right corner.

WALT: Rewrite the sentences using capital letters and full stops.

Can you be a super hero?

I use full stops at the
end of every sentence.



I use capital letters at the
start of every sentence.



Can you fix these sentences and be a Superhero?

1. the sun is in the sky

3. we build sandcastles at the beach


2. i like to eat ice cream

4. dad and I go to the park on Sunday

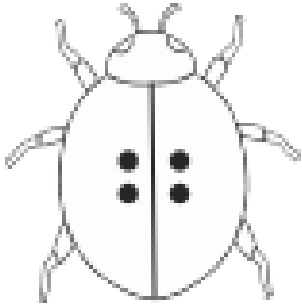
5. tom likes to play football at school

WALT: double a number.

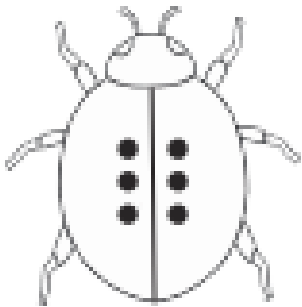
Lady bird Doubles to 10



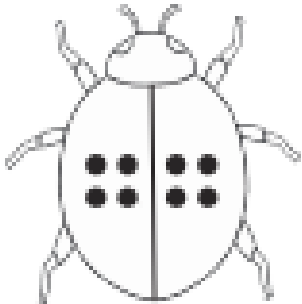
$1 + 1 = \underline{\hspace{2cm}}$



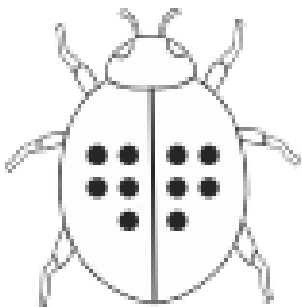
$2 + 2 = \underline{\hspace{2cm}}$



$3 + 3 = \underline{\hspace{2cm}}$



$4 + 4 = \underline{\hspace{2cm}}$



$5 + 5 = \underline{\hspace{2cm}}$

Butterfly Doubles to 10



$1 + 1 = \underline{\hspace{2cm}}$



$2 + 2 = \underline{\hspace{2cm}}$



$3 + 3 = \underline{\hspace{2cm}}$

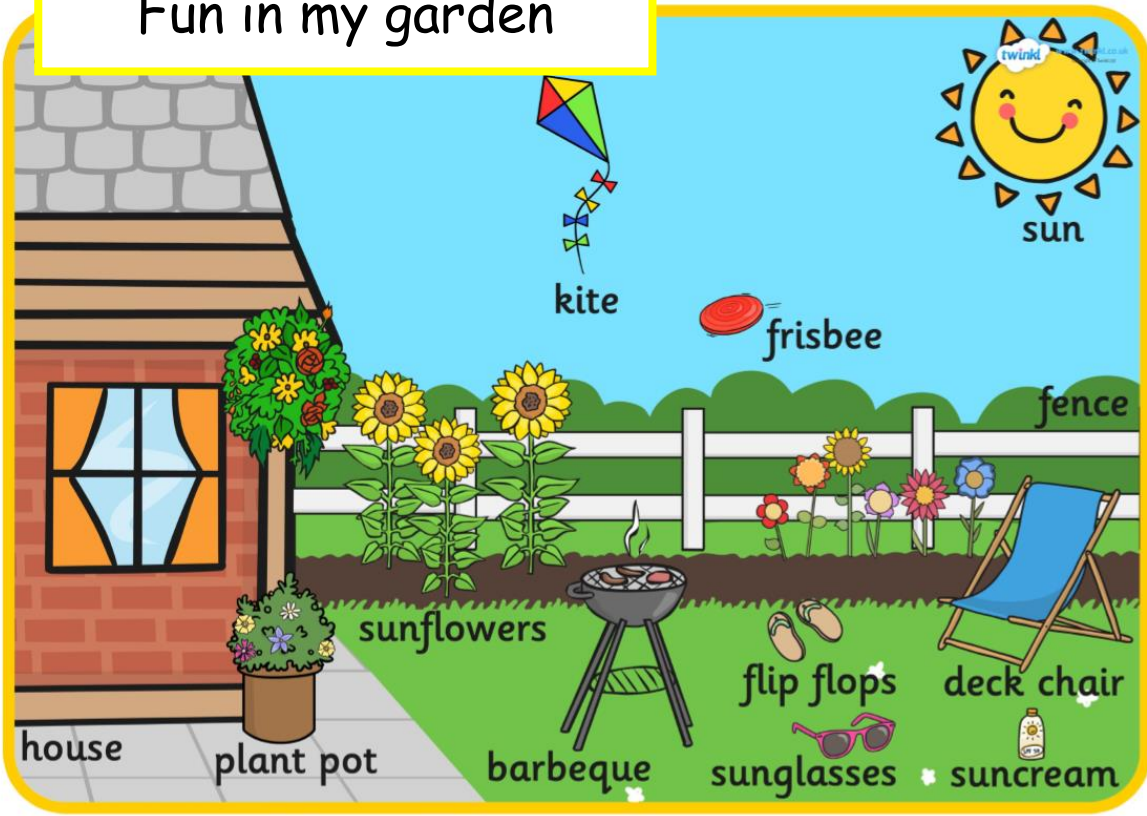


$4 + 4 = \underline{\hspace{2cm}}$



$5 + 5 = \underline{\hspace{2cm}}$

Fun in my garden



Words to help

- play
- with
- look
- see
- hot
- sky
- sausages
- sit
- like
- can

Can you write some sentences about fun in your garden using these words?






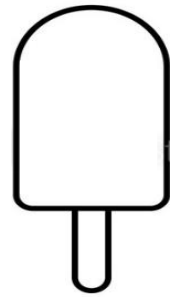
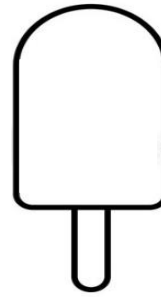

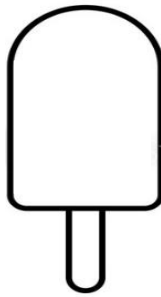
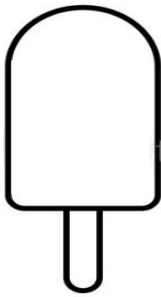





WALT: count in 2s, 5s and 10s.



2



8



If your child is finding this activity tricky, please complete the next worksheet.

WALT: count in 2s and 5s.





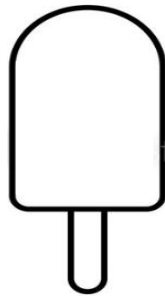
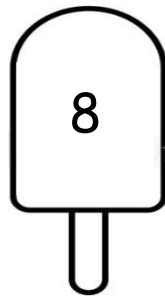
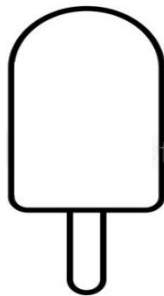
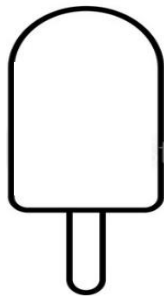
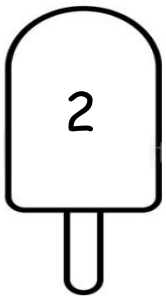
2



6



10



Design a sandcastle?

Can you design a sandcastle? You could draw and colour pictures of shells, seaweed, pebbles and flags on your sandcastle.

