

# DECODING

POSTERS

READY TO PRINT

*Tryin'*  
**LION**

Try it again.



Try to read the word or sentence.

Never give up and try again!

*Stretchy*  
**SNAKE**

S-T-R-E-T-C-H it out

Read the words slowly.

When blend the sounds together.



*Lips the*  
**FISH**


Get your lips ready.



Get your mouth ready by looking at the first letter of the word.

*Flippy the*  
**DOLPHIN**

Flip the vowel sound




Switch  
long → short  
short → long

Reread the word to see if it sounds right.

*Eagle*  
**EYE**

Look at the pictures




Look for clues in the pictures

Use the clues to help you read tricky words

*Dot the*  
**GIRAFFE**

Punctuation?



Look at the punctuation marks.

Don't forget to read with expression!

# LION

Try it again.

Try to read the word or sentence.

Never give up and try again!




# SNAKE

S-T-R-E-T-C-H it out!

Read the words slowly.

Then blend the sounds together.



# FISH

Get your lips ready

Get your mouth ready looking at the first letter of the word.



# Jumpy ANGAROO

Jump over tricky words.

Jump over the word and read the rest of the sentence. Think about what makes sense and



# Eagle EYE

Look at the pictures.

Look for clues in the pictures.

Use the clues to help you read tricky words.



# Asking ALLIGATOR

Ask for help.


If you've tried all word helpers and are still having trouble, ask the teacher for help.



# Flippy the DOLPHIN

Flip to the vowel sounds.

Switching short → long  
short → long  
Reread the word to see if




# Dot the GIRAFFE

Punctuation?

Look at the punctuation marks.

Don't forget to read with expression!




# Elephant EARS

"Does this make sense?"

Read the word in the sentence.

Ask yourself if it makes sense.




# Chunky MONKEY

Chunk the word.


swing  
chunk  
bang

Look for  
small chunks  
that you know in a  
tricky word.



# Tryin' LION

**Try it again.**




Try to read  
the word or  
sentence.

Never give  
up and try  
again!



# Lips the FISH

Get your lips ready.




Get your  
mouth  
ready by  
looking at  
the first  
letter of  
the word.

# Stretchy SNAKE

**S-T-R-E-T-C-H it out!**

Read the  
words  
slowly.

Then blend  
the sounds  
together.




# *Jumpy* KANGAROO

**Jump over tricky words.**

Jump over  
the word  
and read the  
rest of the  
sentence.

Think about  
what makes  
sense and  
try again.



# Eagle EYE

Look at the pictures.



Look for  
clues in the  
pictures.


Use the clues  
to help you  
read tricky  
words.



# Asking ALLIGATOR

**Ask for help.**

If you've  
tried all word  
helpers and  
are still  
having  
trouble, ask  
the teacher  
for help.



# Flippy the DOLPHIN

Flip the vowel sounds.

Switch:


long → short

short → long

Reread the  
word to see if  
it sounds right.

# Dot the GIRAFFE

Punctuation?




Look at the  
punctuation  
marks.

Don't forget  
to read with  
expression!

# Elephant EARS

**“Does this make sense?”**



Read the  
word or  
sentence.

Ask yourself  
if it makes  
sense.




# Skipppy FROG


**Skip over tricky words.**

Skip over  
the word  
and read the  
rest of the  
sentence.

Think about  
what makes  
sense and  
try again.



**Chunky  
Monkey**




**Tryin'  
Lion**




**Lips the  
Fish**




**Stretchy  
Snake**



**Jumpy  
Kangaroo**




**Flippy  
Dolphin**




**Eagle  
Eye**




**Asking  
Alligator**




**Skippy  
Frog**



**Dot Giraffe**



**Elephant  
Ears**



# Tryin' LIÓN

Try it again.

Try to read  
the word or  
sentence.

Never give  
up and try  
again!




@FirstGradeLemonade

# Chunky MONKEY

Chunk the word.

swing  
chunk  
bang

Look for  
small chunks  
that you know in a  
tricky word.



@FirstGradeLemonade




# Stretchy SNAKE

**S-T-R-E-T-C-H** it out!

Read the  
words  
slowly.

Then blend  
the sounds  
together.




@FirstGradeLemonade

# Lips the FISH

**Get your lips ready.**


Get your  
mouth  
ready by  
looking at  
the first  
letter of  
the word.



@FirstGradeLemonade

# Eagle EYE

**Look at the pictures.**



Look for  
clues in the  
pictures.


Use the clues  
to help you  
read tricky  
words.

@FirstGradeLemonade

# Jumpy KANGAROO

**Jump over tricky words.**

Jump over  
the word  
and read the  
rest of the  
sentence.  
Think about  
what makes  
sense and  
try again.




@FirstGradeLemonade

# Flippy the DOLPHIN

**Flip the vowel sounds.**

Switch:  
long → short  
short → long

Reread the  
word to see if  
it sounds right.




@FirstGradeLemonade

# Asking ALLIGATOR

**Ask for help.**

If you've  
tried all word  
helpers and  
are still  
having  
trouble, ask  
the teacher  
for help.



@FirstGradeLemonade

# Elephant EARS

“Does this make sense?”

Read the  
word or  
sentence.

Ask yourself  
if it makes  
sense.




@FirstGradeLemonade

# Dot the GIRAFFE

Punctuation?

Look at the  
punctuation  
marks.

Don't forget  
to read with  
expression!



@FirstGradeLemonade



# Skippy FROG

**Skip over tricky words.**

Skip over  
the word  
and read the  
rest of the  
sentence.  
Think about  
what makes  
sense and  
try again.



©FirstGradeLearning

**Print & cut. Hole punch these cards and put them on a binder ring. Students will be able to refer back to them while reading independently or with the teacher during small group.**

# CREDITS:

Here are some of the fabulous authors that have helped me create my product. 😊



# THANK YOU!

Thank you so much for  
downloading this product!

Please remember to leave  
feedback to earn TPT credits  
towards future purchases 😊

If you have any questions,  
please contact me at  
[deannacuczza@gmail.com](mailto:deannacuczza@gmail.com)

**INSTAGRAM:**  
firstgradelemonade