

# **First 100 Words**

**WORKSHEETS FOR READING AND SPELLING  
ESSENTIAL HIGH-FREQUENCY WORDS**

**easylearn**

# Contents

---

	<b>page</b>
<b>First 32 words</b>	
Focus on one word per page	1-32
Mixed words: each page with several words	33-44
<b>Next 24 words</b>	
Focus on one word per page	45-68
Mixed words: each page with several words	69-81
<b>Next 20 words</b>	
Focus on one word per page	82-101
Mixed words: each page with several words	102-116
<b>Final 24 of the total 100 words</b>	
Focus on one word per page	117-140
Mixed words: each page with several words	141-157
<b>Word List</b>	158
<b>Index</b>	159

---

## **Please note:**

1. The word order follows that used in the UK *Primary National Strategy's* document *Letters and Sounds*.
2. The word *put* has been included in the first section of the book, on page 18, but is not a focus word in the mixed sheets, pages 33-44.

## **Features of the Mixed Words Sections**

- All words are used at least once and are often used several times.
- Words used other than focus words are either high-frequency words at that level or phonically regular words appropriate for that level.
- Sheets at the beginning of the section relate to the previous *one word per page* section, whilst those towards the end look at all the words covered in the book up to that point.
- Pages 77-81 each deal with quite a large number of words covered in the first two sections of the book.
- Pages 148-157, at the end of the book, practise all the 100 words, with each word being used at least once. Each page contains quite a large number of words.

# Colour is




is	it	can	is	in	as
	if	to	is	is	his
is	up	as	is	on	is

Write is

It \_\_\_\_\_ windy.

It \_\_\_\_\_ sunny.




It \_\_\_\_\_ snowing.




It \_\_\_\_\_ wet.

It \_\_\_\_\_ foggy.



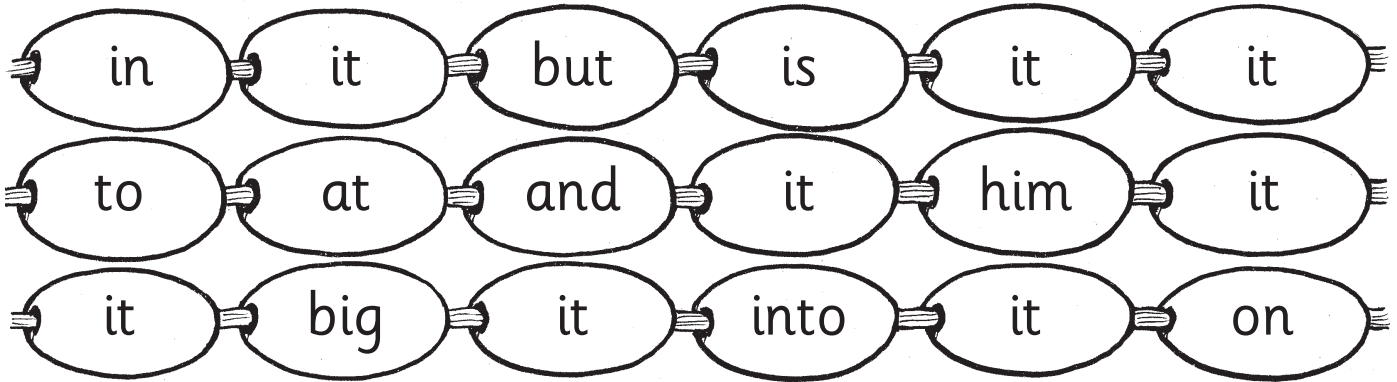
## Copy



\_\_\_\_\_ is \_\_\_\_\_  
\_\_\_\_\_  
\_\_\_\_\_  
\_\_\_\_\_  
\_\_\_\_\_  
\_\_\_\_\_


Teacher's note: we suggest using highlighter pens or pale crayons for the first task.

# Colour it




# Write it

Put \_\_\_\_\_ on the shelf.



Put \_\_\_\_\_ on the table.



Put \_\_\_\_\_ on the chair.

Put \_\_\_\_\_ on the box.



## Copy

it	
it	
it	

\_\_\_\_\_ it \_\_\_\_\_

\_\_\_\_\_

\_\_\_\_\_

\_\_\_\_\_

\_\_\_\_\_

\_\_\_\_\_

Put \_\_\_\_\_ in the bin.



# Colour in



it	in	on	get	in	is
	in	in	mum	an	in
him	into	to	no	in	not

## Write in



I am \_\_\_\_\_ bed.



I am \_\_\_\_\_ my house.


I am \_\_\_\_\_  
the box.



I am \_\_\_\_\_ my boat.



## Copy

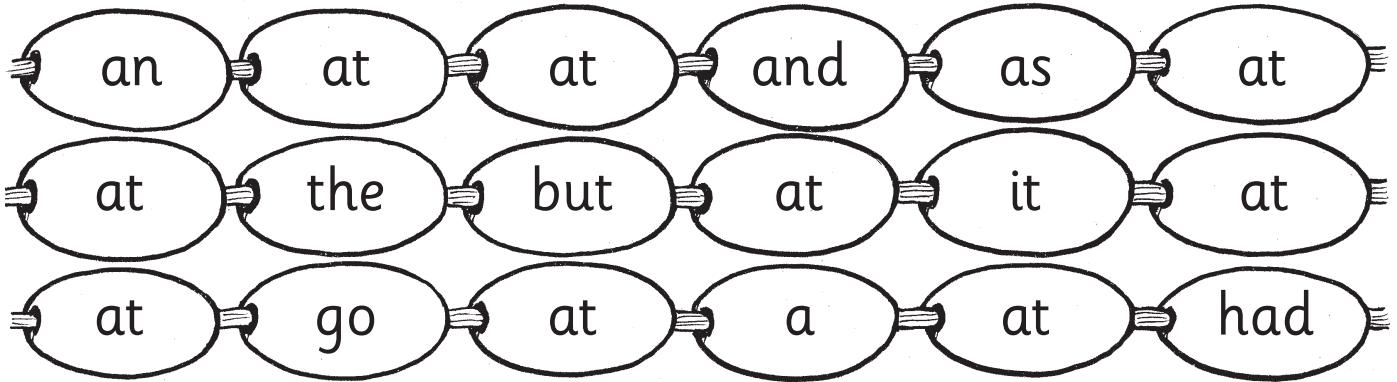


\_\_\_\_\_ in \_\_\_\_\_  
\_\_\_\_\_  
\_\_\_\_\_  
\_\_\_\_\_  
\_\_\_\_\_  
\_\_\_\_\_


I am \_\_\_\_\_  
trouble!



# Colour at



# Write at



Tim is \_\_\_\_\_ home.


Sam is \_\_\_\_\_ home.

Dad is \_\_\_\_\_ home.

Mum is \_\_\_\_\_ home.

The dog is \_\_\_\_\_ home.

## Copy



\_\_\_\_\_ at \_\_\_\_\_

\_\_\_\_\_

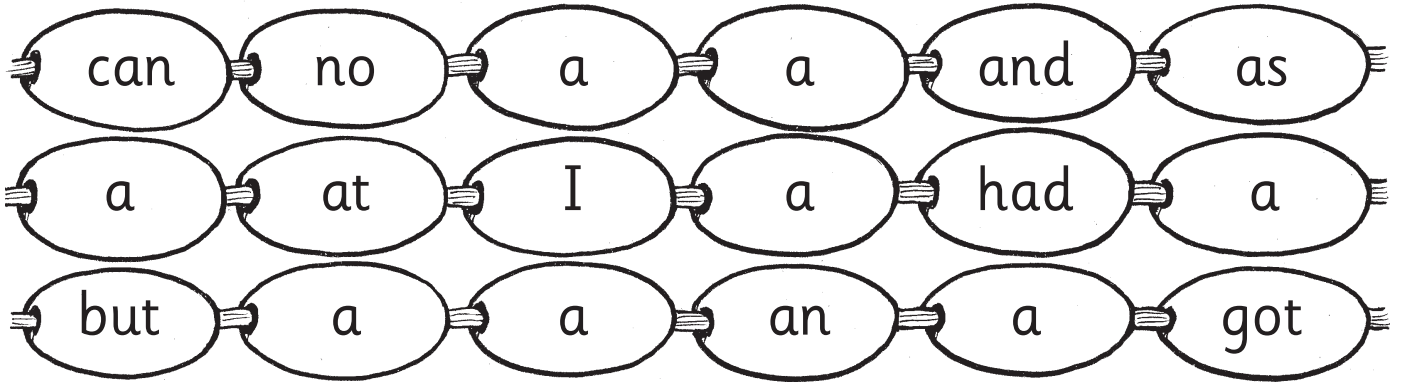
\_\_\_\_\_

\_\_\_\_\_

\_\_\_\_\_


\_\_\_\_\_

# Colour a



Write   a  

It's \_\_\_\_\_ bag.



It's \_\_\_\_\_ pen.

It's \_\_\_\_\_ DVD.



**Copy**

a
a
a

\_\_\_\_\_ a \_\_\_\_\_

\_\_\_\_\_

\_\_\_\_\_

\_\_\_\_\_

\_\_\_\_\_

\_\_\_\_\_

It's \_\_\_\_\_ dog.




# Colour as




as	a	off	as	dad	in
	his	as	at	up	as
as	is	no	as	an	had


## Write as




Tom is \_\_\_\_\_ big \_\_\_\_\_ Dan.



Sam is \_\_\_\_\_ big \_\_\_\_\_ Meg.



Bob is \_\_\_\_\_ big \_\_\_\_\_ Tim.




Kim is \_\_\_\_\_  
big \_\_\_\_\_ Beth.



The cat is \_\_\_\_\_  
big \_\_\_\_\_ the dog.

## Copy



\_\_\_\_\_ as \_\_\_\_\_

\_\_\_\_\_

\_\_\_\_\_

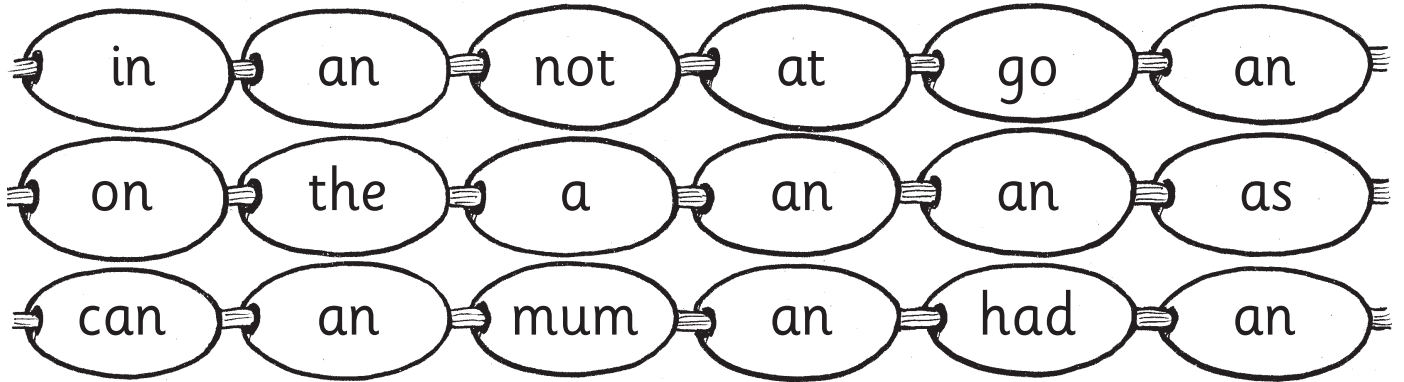
\_\_\_\_\_

\_\_\_\_\_


\_\_\_\_\_



# Colour an



# Write an



I can see \_\_\_\_\_ apple.


I can see \_\_\_\_\_ orange.

I can see \_\_\_\_\_ umbrella.

I can see \_\_\_\_\_ egg.

I can see \_\_\_\_\_ insect.

## Copy



\_\_\_\_\_ an \_\_\_\_\_

\_\_\_\_\_

\_\_\_\_\_

\_\_\_\_\_

\_\_\_\_\_

\_\_\_\_\_

# Colour can



him	an	can	got	can	but
	in	can	can	dad	at
can	as	can	can	had	get

## Write can

I \_\_\_\_\_ run.



I \_\_\_\_\_ hop.



I \_\_\_\_\_ read.



I \_\_\_\_\_ cut.



I \_\_\_\_\_ skip.



### Copy

can	
can	
can	

\_\_\_\_\_ can \_\_\_\_\_

\_\_\_\_\_

\_\_\_\_\_

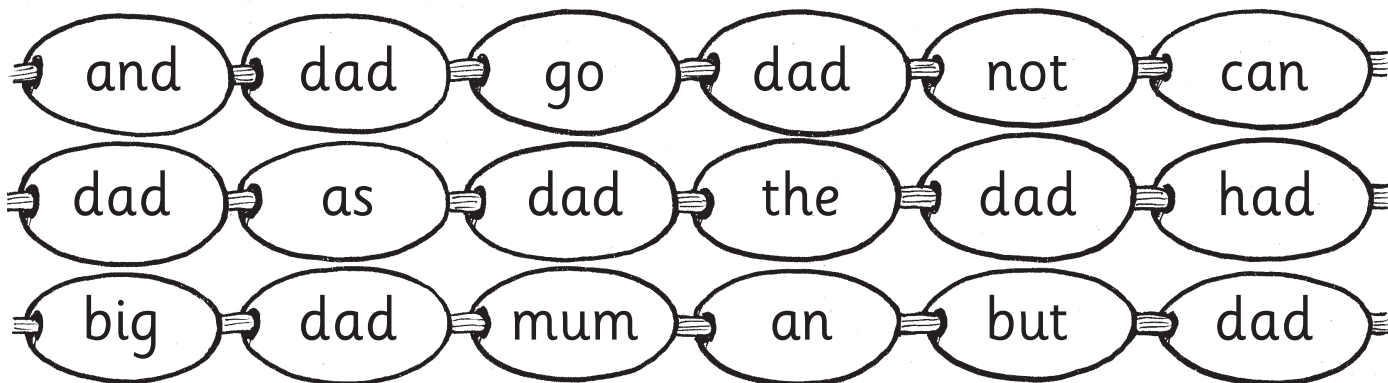
\_\_\_\_\_

\_\_\_\_\_

\_\_\_\_\_

Teacher's note: we suggest using highlighter pens or pale crayons for the first task.

# Colour dad



Write dad



Sam's \_\_\_\_\_ can run.

Tom's \_\_\_\_\_ can run.

Mick's \_\_\_\_\_ can run.

Bob's \_\_\_\_\_ can run.

Megan's \_\_\_\_\_ cannot run.

## Copy



\_\_\_\_\_ dad \_\_\_\_\_

\_\_\_\_\_

\_\_\_\_\_

\_\_\_\_\_

\_\_\_\_\_

\_\_\_\_\_

# Colour and



and	the	can	and	and	an
	as	and	dad	a	and
and	into	and	had	at	and

**Write** and 

I like fish \_\_\_\_\_ chips.




I like strawberries \_\_\_\_\_ cream.




I like milk \_\_\_\_\_ sugar.




I like bacon \_\_\_\_\_ eggs.



I like bread \_\_\_\_\_ jam.



**Copy** 

and  
and  
and

\_\_\_\_\_ and \_\_\_\_\_

\_\_\_\_\_

\_\_\_\_\_

\_\_\_\_\_

\_\_\_\_\_

\_\_\_\_\_

Teacher's note: we suggest using highlighter pens or pale crayons for the first task.

# Colour to



an go to to as it  
on to the get to to  
him to but not to no

# Write to




I go \_\_\_\_\_ the shop.

I go \_\_\_\_\_ the bus stop.



I go \_\_\_\_\_ the shed.




I go \_\_\_\_\_  
the bin.



I go \_\_\_\_\_  
Mum.

## Copy



\_\_\_\_\_ to \_\_\_\_\_

\_\_\_\_\_

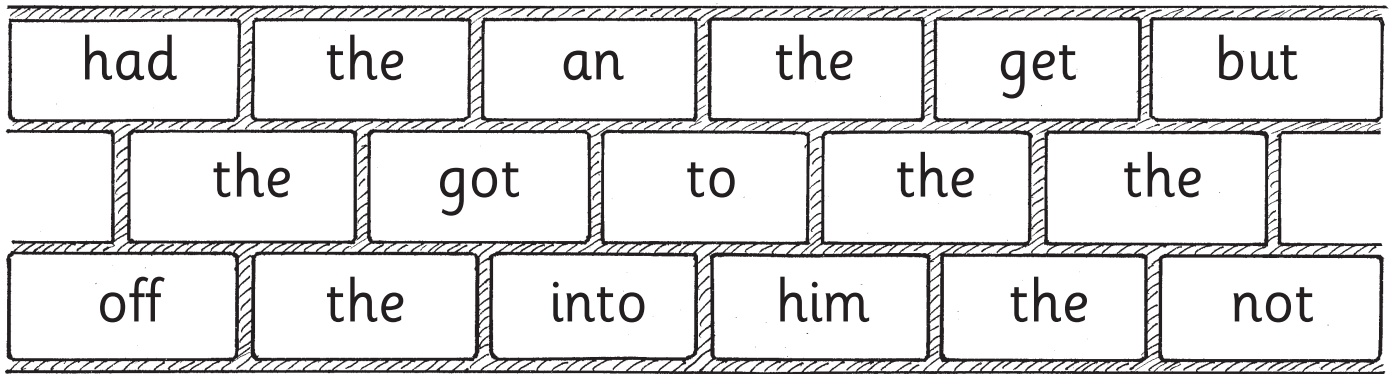
\_\_\_\_\_

\_\_\_\_\_


\_\_\_\_\_

\_\_\_\_\_

# Colour the



# Write the



Meg is on \_\_\_\_\_ bus.


Dan is on \_\_\_\_\_ bus.

Jack is on \_\_\_\_\_ bus.

Kim is on \_\_\_\_\_ bus.

I am not on \_\_\_\_\_ bus.

## Copy



\_\_\_\_\_ the \_\_\_\_\_

\_\_\_\_\_

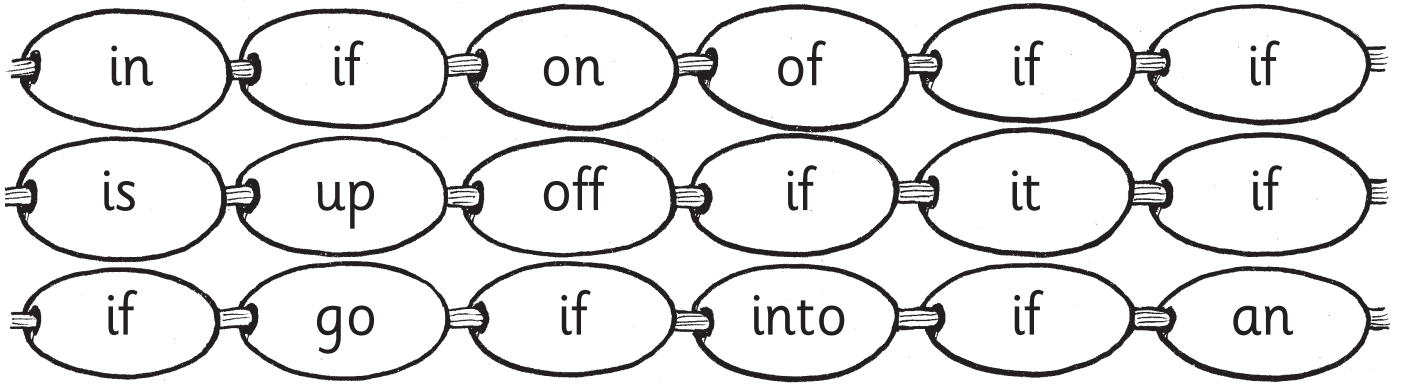
\_\_\_\_\_

\_\_\_\_\_

\_\_\_\_\_

\_\_\_\_\_

# Colour if



# Write if



Put on a cap \_\_\_\_\_ it is hot.




Put on sunglasses \_\_\_\_\_ it is hot.



Put on shorts \_\_\_\_\_ it is hot.




Get a can \_\_\_\_\_ it is hot.



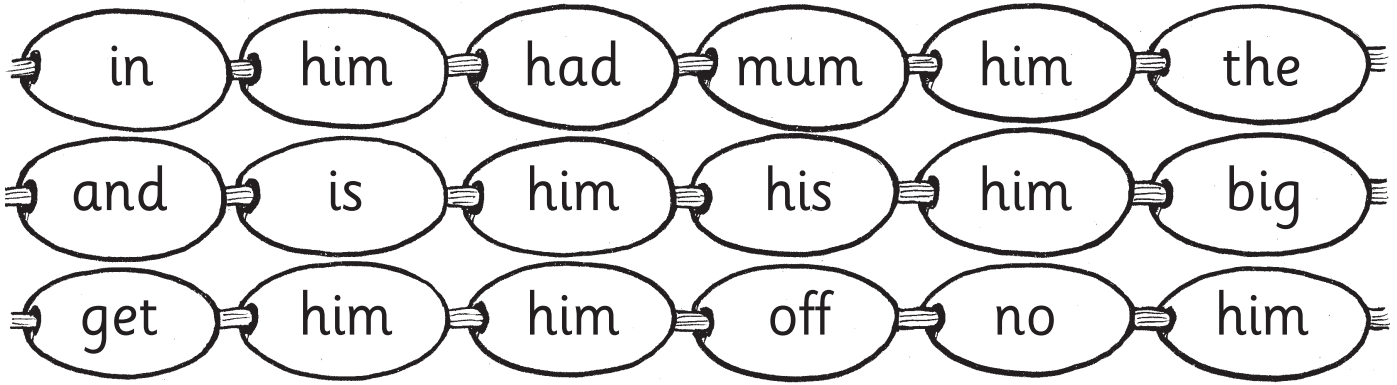
Get a fan \_\_\_\_\_ it is hot.

## Copy




\_\_\_\_\_ if \_\_\_\_\_  
\_\_\_\_\_  
\_\_\_\_\_  
\_\_\_\_\_  
\_\_\_\_\_  
\_\_\_\_\_

# Colour him



# Write him



Mum likes \_\_\_\_\_ .

Dad likes \_\_\_\_\_ .

Sam likes \_\_\_\_\_ .

I like \_\_\_\_\_ .

We all like \_\_\_\_\_ .

## Copy



\_\_\_\_\_ him \_\_\_\_\_

\_\_\_\_\_

\_\_\_\_\_


\_\_\_\_\_

\_\_\_\_\_

\_\_\_\_\_



# Colour his



## Write his



Dan got \_\_\_\_\_ bag.

Bob got \_\_\_\_\_ bag.

Jack got \_\_\_\_\_ bag.

Adam got \_\_\_\_\_ bag.

Tim got \_\_\_\_\_ bag.

## Copy



\_\_\_\_\_ his \_\_\_\_\_

\_\_\_\_\_

\_\_\_\_\_

\_\_\_\_\_

\_\_\_\_\_


\_\_\_\_\_

# Colour mum



mum	into	an	mum	him	no
	can	mum	off	big	mum
dad	mum	mum	got	mum	at

## Write mum



Pat's \_\_\_\_\_ is wet.

Mick's \_\_\_\_\_ is wet.

Beth's \_\_\_\_\_ is wet.

Tom's \_\_\_\_\_ is wet.

Jack's \_\_\_\_\_ is wet.

### Copy



\_\_\_\_\_ mum \_\_\_\_\_

\_\_\_\_\_

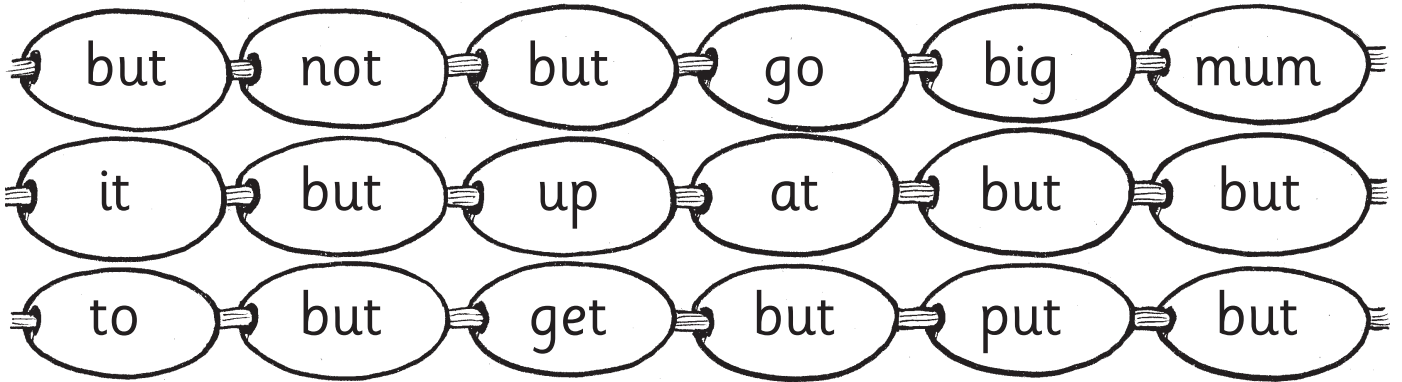
\_\_\_\_\_

\_\_\_\_\_


\_\_\_\_\_

\_\_\_\_\_


# Colour but



## Write but



I am wet, \_\_\_\_\_ Tom is not.




I am hot, \_\_\_\_\_ Tom is not.



I am 7, \_\_\_\_\_ Tom is not.




I am sad,  
\_\_\_\_\_ Tom is not.



I am big, \_\_\_\_\_  
Tom is not.

## Copy



\_\_\_\_\_ but \_\_\_\_\_

\_\_\_\_\_

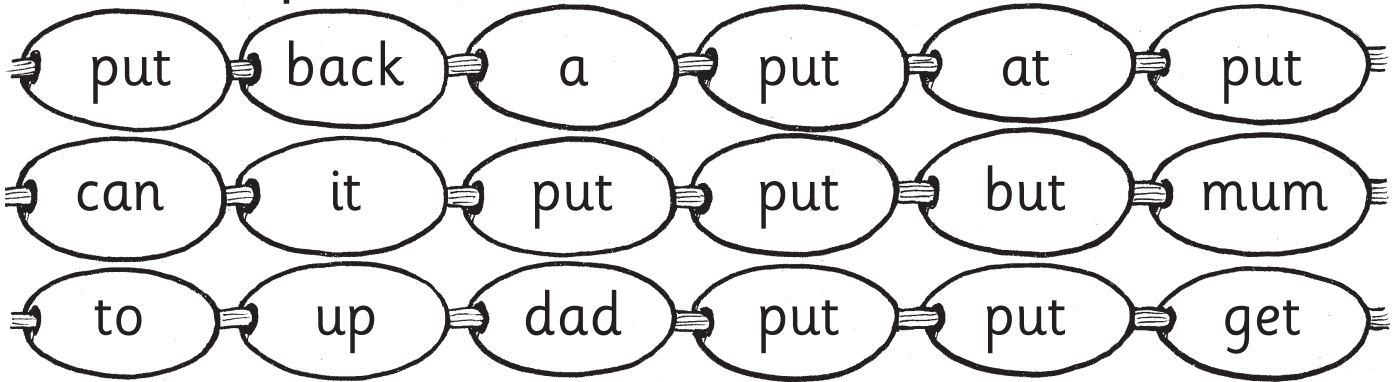
\_\_\_\_\_

\_\_\_\_\_


\_\_\_\_\_

\_\_\_\_\_

# Colour put



# Write put



I \_\_\_\_\_ the hat in.


I \_\_\_\_\_ the bag in.

I \_\_\_\_\_ the net in.

I \_\_\_\_\_ the map in.

I \_\_\_\_\_ a lot in.

## Copy



\_\_\_\_\_ put \_\_\_\_\_

\_\_\_\_\_

\_\_\_\_\_

\_\_\_\_\_


\_\_\_\_\_

\_\_\_\_\_


Teacher's notes (1) We suggest using highlighter pens or pale crayons for the first task.

(2) In *Letters and Sounds*, "put" is a word to learn at *Phase 2* for those with a northern accent.

# Colour up



# Write up



I can go \_\_\_\_\_ .


Beth can go \_\_\_\_\_ .

Mum can go \_\_\_\_\_ .

Dad can go \_\_\_\_\_ .

The cat can go \_\_\_\_\_ .

## Copy



\_\_\_\_\_ up \_\_\_\_\_

\_\_\_\_\_

\_\_\_\_\_

\_\_\_\_\_

\_\_\_\_\_

\_\_\_\_\_

# Colour big




back big got big can big  
big into dad him big but  
no big big the his big

# Write big



The hat is \_\_\_\_\_ .

The cup is \_\_\_\_\_ .



The fish is \_\_\_\_\_ .

The bed is

\_\_\_\_\_ .



The bag is \_\_\_\_\_ .

## Copy



big

\_\_\_\_\_

\_\_\_\_\_

\_\_\_\_\_

\_\_\_\_\_

\_\_\_\_\_

Teacher's note: we suggest using highlighter pens or pale crayons for the first task.

# Colour no



no up no go on no  
of to no no no an  
off no in up into no

# Write no




Mum had \_\_\_\_\_ pen. 



Kim had \_\_\_\_\_ hat. 




Dad had \_\_\_\_\_ cash. 




Will had \_\_\_\_\_ fish. 



The pan had \_\_\_\_\_ lid. 

## Copy



no

\_\_\_\_\_

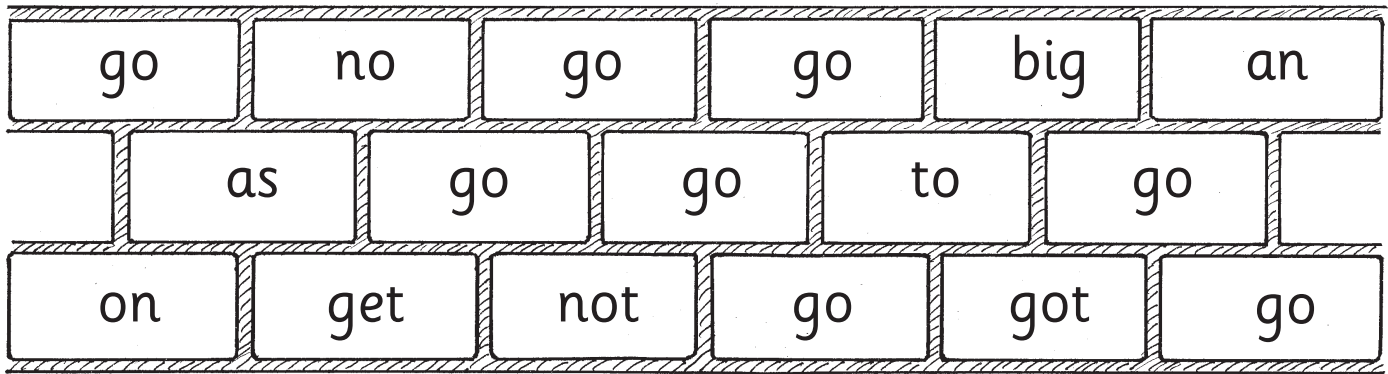
\_\_\_\_\_

\_\_\_\_\_


\_\_\_\_\_

\_\_\_\_\_

# Colour go



Write go 



I can \_\_\_\_\_ in.


Meg can \_\_\_\_\_ in.

Sam can \_\_\_\_\_ in.

Jess can \_\_\_\_\_ in.

Tim can \_\_\_\_\_ in.

Copy



\_\_\_\_\_ go \_\_\_\_\_

\_\_\_\_\_

\_\_\_\_\_

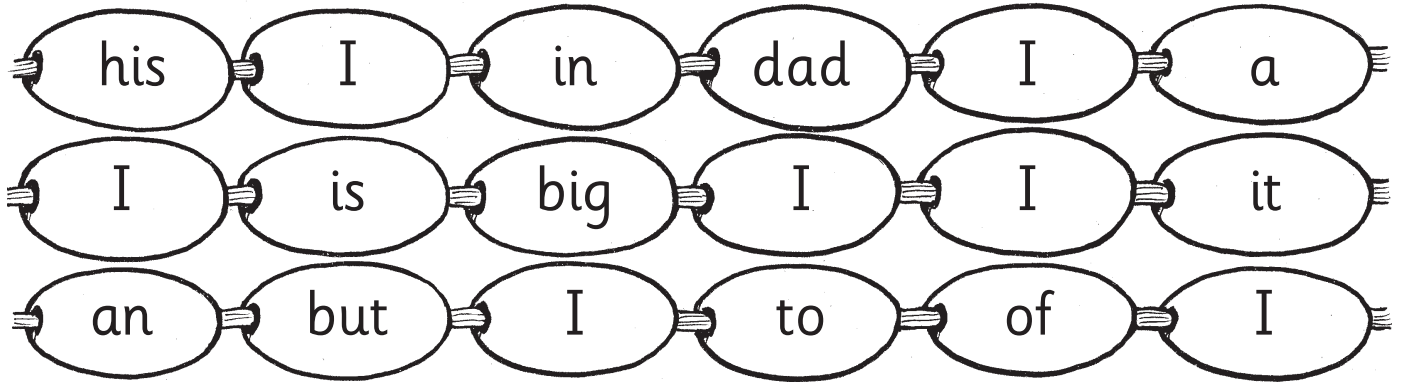
\_\_\_\_\_

\_\_\_\_\_


\_\_\_\_\_



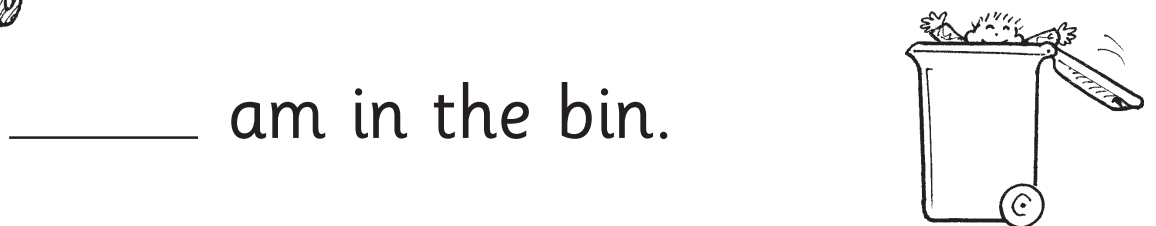
# Colour I




Write   I  



\_\_\_\_\_ am on the bus.




\_\_\_\_\_ am in the bin.




\_\_\_\_\_ am in the van.

\_\_\_\_\_ am on  
the rug.



\_\_\_\_\_ am in bed.

## Copy



I

\_\_\_\_\_

\_\_\_\_\_

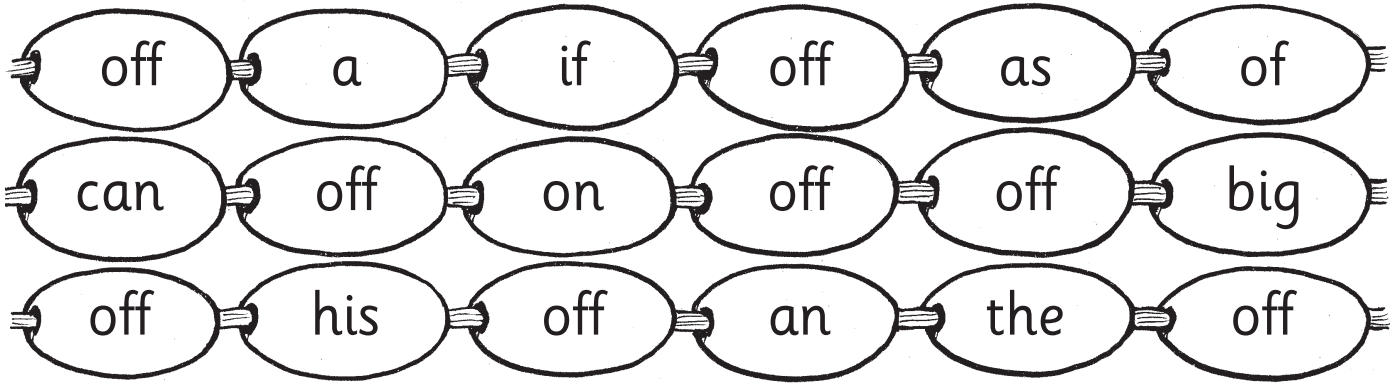
\_\_\_\_\_

\_\_\_\_\_

\_\_\_\_\_


\_\_\_\_\_

# Colour off




## Write off



Get \_\_\_\_\_ the bed!



Get \_\_\_\_\_ !



Get \_\_\_\_\_ !




Get \_\_\_\_\_ !

Bad dog! Get \_\_\_\_\_ !



## Copy



off

\_\_\_\_\_

\_\_\_\_\_

\_\_\_\_\_

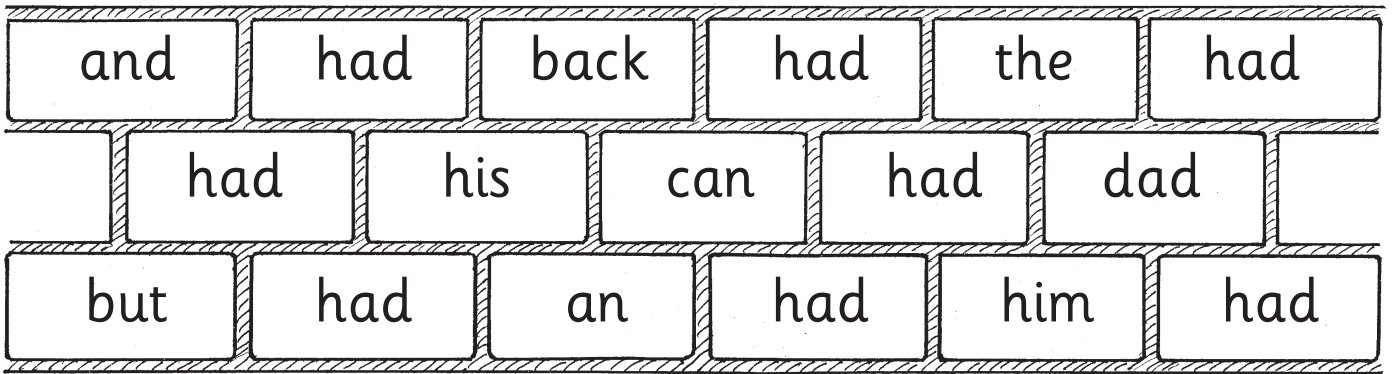
\_\_\_\_\_

\_\_\_\_\_

\_\_\_\_\_

Teacher's note: we suggest using highlighter pens or pale crayons for the first task.

# Colour had



## Write had



Dad \_\_\_\_\_ pizza.

Mum \_\_\_\_\_ pizza.

I \_\_\_\_\_ pizza.

Megan \_\_\_\_\_ pizza.

The dog \_\_\_\_\_ pizza.

### Copy



\_\_\_\_\_ had \_\_\_\_\_

\_\_\_\_\_

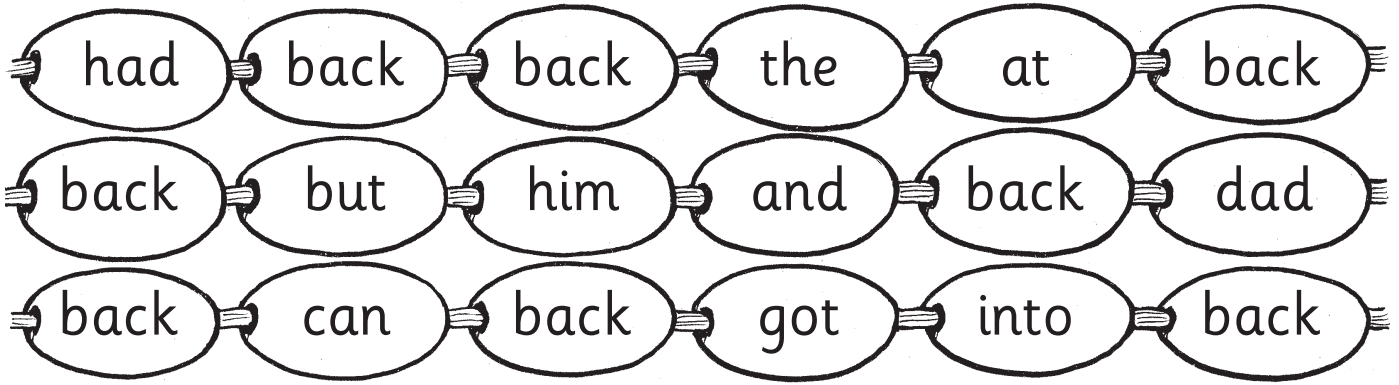
\_\_\_\_\_

\_\_\_\_\_


\_\_\_\_\_

\_\_\_\_\_

# Colour back



# Write back



I put the cup \_\_\_\_\_ .

I put the pan \_\_\_\_\_ .

I put the jug \_\_\_\_\_ .

I put the mug \_\_\_\_\_ .

I put the pot \_\_\_\_\_ .

## Copy



back

\_\_\_\_\_

\_\_\_\_\_

\_\_\_\_\_

\_\_\_\_\_


\_\_\_\_\_

# Colour not



get	not	no	not	the	not
	but	got	go	not	not
not	on	put	it	not	at

## Write not




I am \_\_\_\_\_ wet.

I am \_\_\_\_\_ hot.




I am \_\_\_\_\_ six.

I am \_\_\_\_\_ sad.



I am \_\_\_\_\_  
in bed.

## Copy



\_\_\_\_\_ not \_\_\_\_\_

\_\_\_\_\_

\_\_\_\_\_

\_\_\_\_\_

\_\_\_\_\_


\_\_\_\_\_

# Colour got



got	can	got	not	get	got
	at	got	but	the	got
to	off	got	got	on	got

## Write got



I \_\_\_\_\_ up.


Sis \_\_\_\_\_ up.

Mum \_\_\_\_\_ up.

Dad \_\_\_\_\_ up.

The dog \_\_\_\_\_ up.

## Copy



\_\_\_\_\_ got \_\_\_\_\_

\_\_\_\_\_

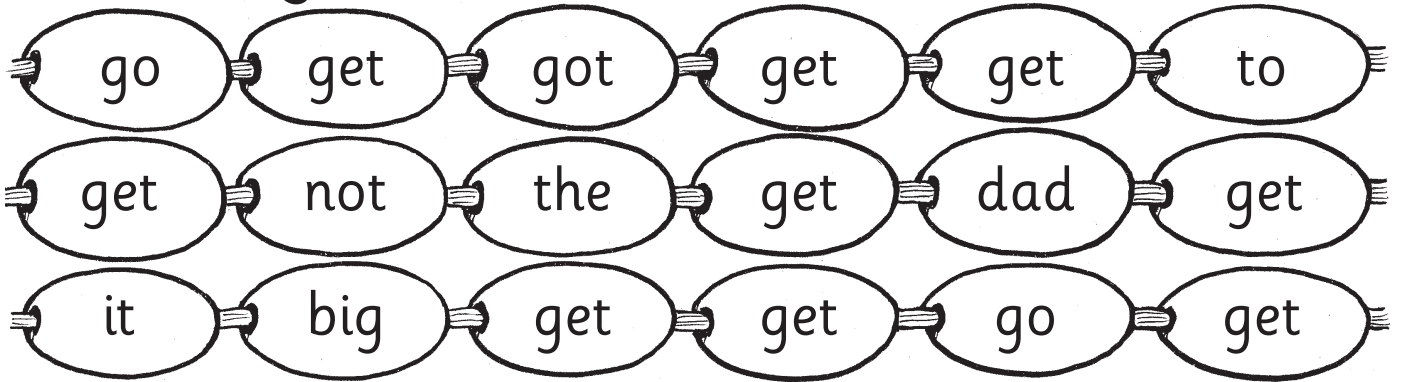
\_\_\_\_\_

\_\_\_\_\_


\_\_\_\_\_

\_\_\_\_\_

# Colour get



# Write get



I \_\_\_\_\_ my bag.

I \_\_\_\_\_ my pen.

I \_\_\_\_\_ my cap.

I \_\_\_\_\_ my kit.

I \_\_\_\_\_ the bus.

## Copy



\_\_\_\_\_ get \_\_\_\_\_

\_\_\_\_\_

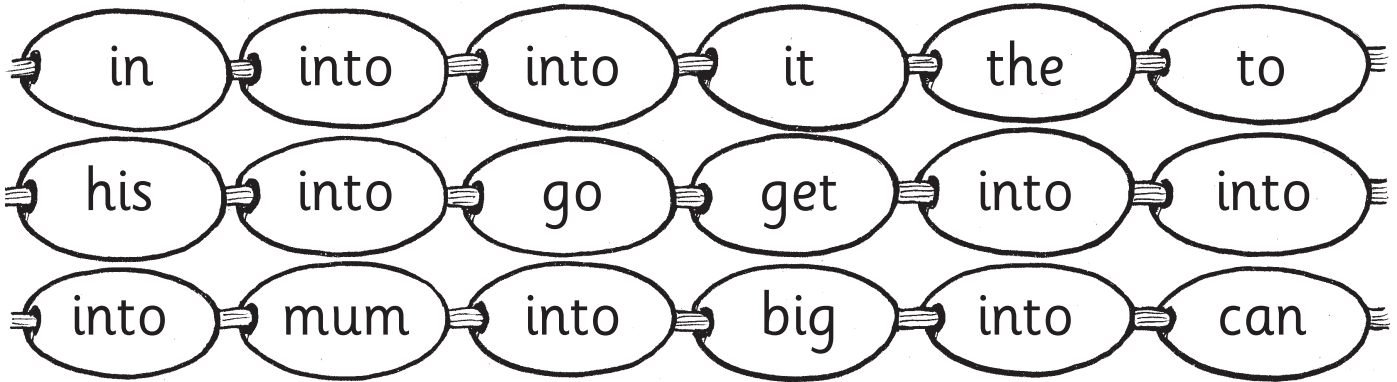
\_\_\_\_\_

\_\_\_\_\_

\_\_\_\_\_

\_\_\_\_\_


# Colour into




# Write into




I go \_\_\_\_\_ school.



I go \_\_\_\_\_ the shop.



I go \_\_\_\_\_ the house.



I go \_\_\_\_\_  
the tent.



I go \_\_\_\_\_  
the bathroom.

## Copy



\_\_\_\_\_ into \_\_\_\_\_

\_\_\_\_\_

\_\_\_\_\_

\_\_\_\_\_

\_\_\_\_\_

\_\_\_\_\_



# Colour of



of	an	of	if	of	on
	off	at	of	of	no
of	of	go	not	of	to

# Write of



I had a bag \_\_\_\_\_ apples.


I had a bag \_\_\_\_\_ nuts.

I had a bag \_\_\_\_\_ bananas.

I had a bag \_\_\_\_\_ peas.

I had a pot \_\_\_\_\_ jam.

## Copy



\_\_\_\_\_ of \_\_\_\_\_

\_\_\_\_\_

\_\_\_\_\_

\_\_\_\_\_

\_\_\_\_\_

\_\_\_\_\_

# Colour on



an	in	on	of	on	at
	on	as	can	off	on
is	on	on	go	no	on

## Write on

I sit \_\_\_\_\_  
the chair.



I sit \_\_\_\_\_  
the stool.




I sit \_\_\_\_\_  
the sofa.




I sit \_\_\_\_\_  
the bed.



I sit \_\_\_\_\_  
the mat.



## Copy



\_\_\_\_\_ on \_\_\_\_\_

\_\_\_\_\_


\_\_\_\_\_

\_\_\_\_\_

\_\_\_\_\_

\_\_\_\_\_

# Match

 is	in	it	in
it	is	is	it
in	it	in	is


# Write

i	s	i	t	i	n	i	s	i	t	i	n
	s		t		n	i		i		i	

# Write




The log \_\_\_\_\_ big.

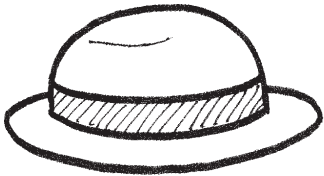


A hen is \_\_\_\_\_ the tub.


# Match




# Write




\_\_\_ hat



a bat  
\_\_\_ a ball





\_\_\_ apple



Tom \_\_\_\_\_ run.

Sam is \_\_\_\_\_ school.




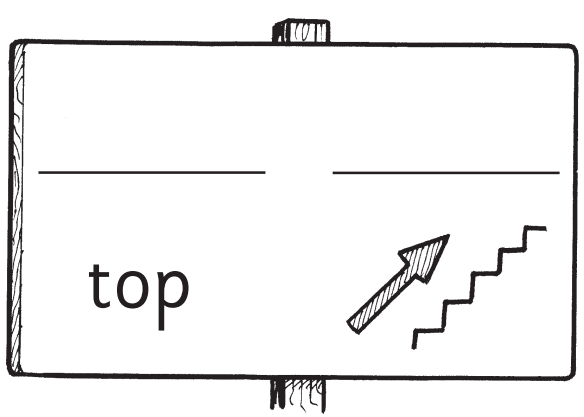


Dan is as big \_\_\_\_\_ Mum.

Colour **to** red 

Colour **the** yellow 

the	to	the	to	the	to	the
to	the	to	the	to	the	to
the	to	the	the	the	to	the
to	to	to	the	to	to	to

Write \_\_\_\_\_ 



Teacher's note: the words *to* and *the* are the focus on this page.

# Match

his	got	him	get	not
get	not	got	him	his

# Write

h	i	m	h	i	s	n	o	t	g	o	t	g	e	t
		m			s		o	t		o	t		e	t
h			h			n			g			g		

# ✓ and ✗



Tom has got his bag.

Tom has got him bag.




I can not got it.

I can not get it.

**Write** 



in in in in in in in

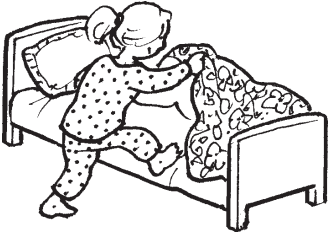


to to to to to to to



into into into into into

**Write** into 



\_\_\_\_\_ bed



\_\_\_\_\_ the bin



\_\_\_\_\_ the pan



\_\_\_\_\_ the pot



\_\_\_\_\_ the bag



\_\_\_\_\_ the van

Teacher's note: the words *in*, *into* and *to* are the focus on this page.

# Match



no

I

no

go

go

no

I

I

I

go

go

no



✗

no no no no no no



→

go go go go go go



I I I I I I I I

## ✓ and ✗



I go to bed.

I no to bed.



Pat and no run.

Pat and I run.





# Write





the		the		
a			a	
	no			no
	on		on	
back			back	


## Write each word on a line.




_____ hat _____ a peg

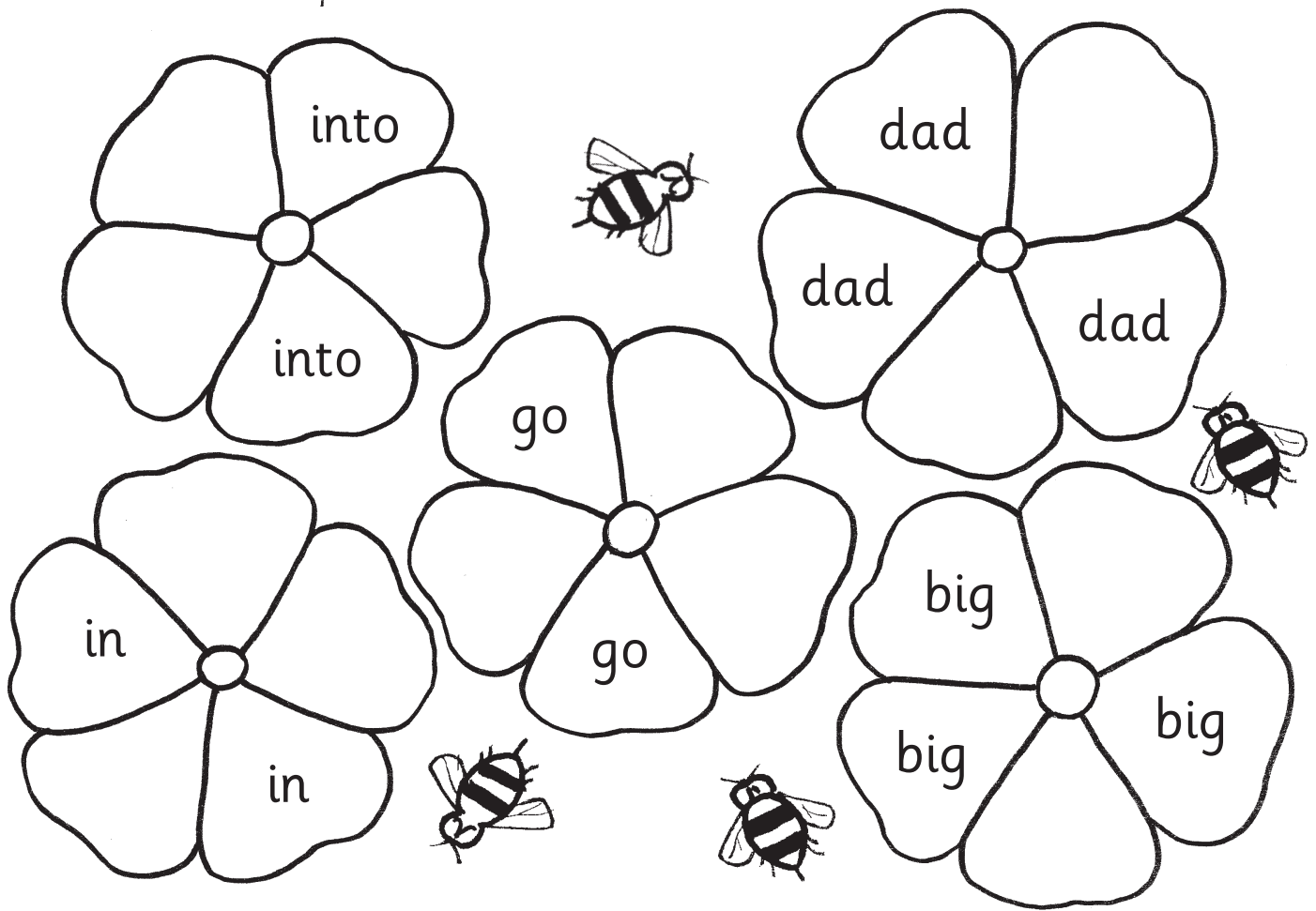

_____ sun


_____ dogs


a man's _____

Teacher's note: the words *a*, *back*, *no*, *on* and *the* are the focus on this page.

# Write




## Write each word on a line.


Sam's \_\_\_\_\_ got \_\_\_\_\_ his \_\_\_\_\_

van. Sam and his dad \_\_\_\_\_

to the shop



\_\_\_\_\_ the van.

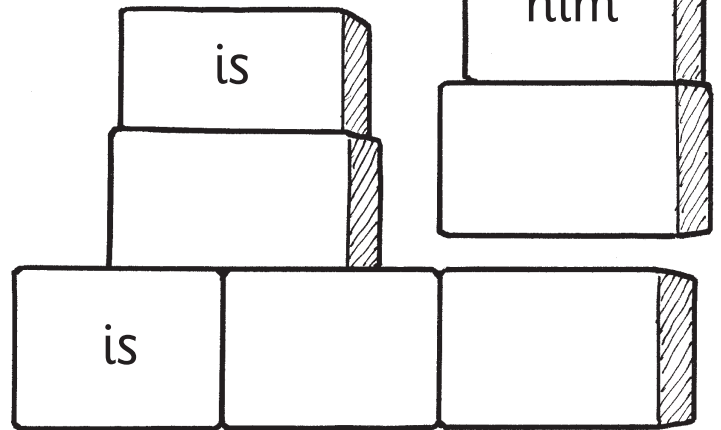
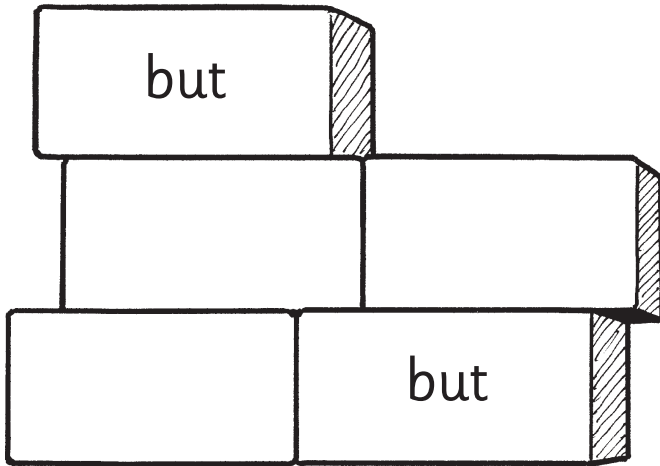
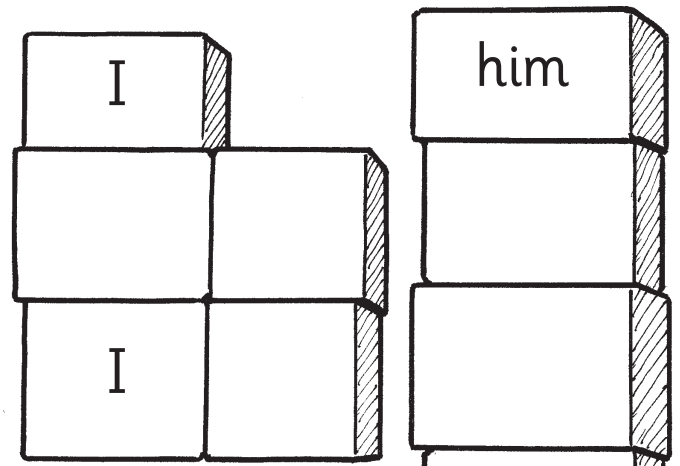
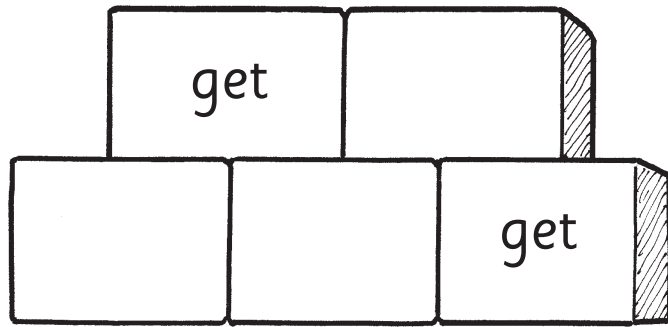


-----   
dad      into      big      go      in

Teacher's notes (1) The words *big*, *dad*, *go*, *in* and *into* are the focus on this page.

(2) The order of the missing words is indicated above, as a prompt for some pupils.

Write 



Write each word on a line. 

Bob \_\_\_\_\_ hot, \_\_\_\_\_ I am

not. \_\_\_\_\_ go

and \_\_\_\_\_ a can

for \_\_\_\_\_ .




is but I get him

Teacher's notes (1) The words *but*, *get*, *him*, *I* and *is* are the focus on this page.


(2) The order of the missing words is indicated above, as a prompt for some pupils.

# Write



as	at	if	it	to	off
		if			
as					off
	at		it		
				to	

## ✓ and ✗



The dog is as big at Tom.

The dog is as big as Tom.

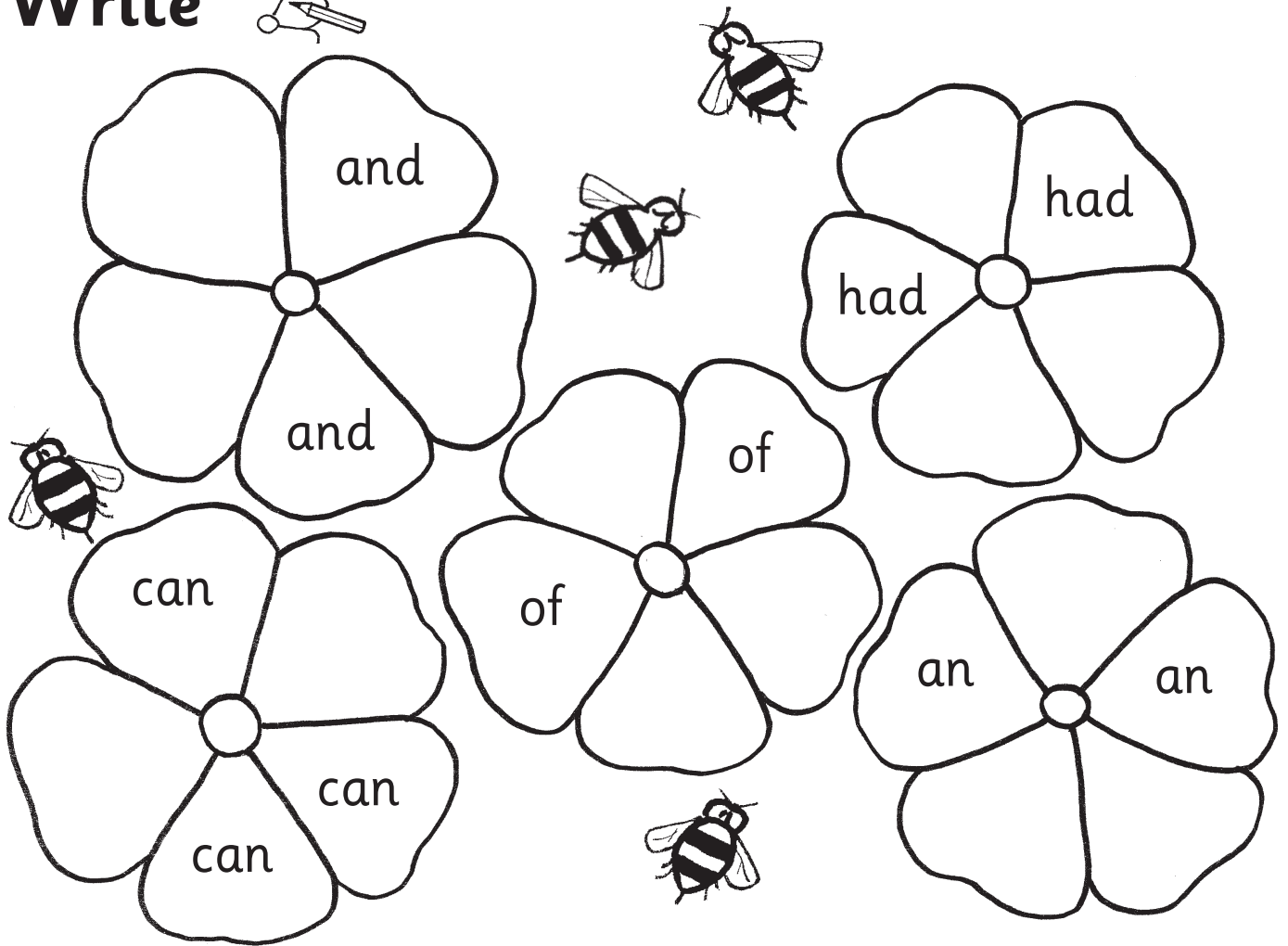


Go in off it is wet.

Go in if to is wet.

Go in if it is wet.

# Write



## Write each word on a line.



Meg had \_\_\_\_\_ egg \_\_\_\_\_ a \_\_\_\_\_ .

Mum \_\_\_\_\_ a cup

\_\_\_\_\_ tea.



an

and

can


had

of

Teacher's notes (1) The words *an*, *and*, *can*, *had* and *of* are the focus on this page.

(2) The order of the missing words is indicated above, as a prompt for some pupils.

# Write



not			not	
		up		up
	mum	mum		
got		got		
	his		his	

# Write



Jim \_\_\_\_\_ up but his  
\_\_\_\_\_ and \_\_\_\_\_ dad  
can \_\_\_\_\_ get \_\_\_\_\_ .



got      mum      his      not      up

Teacher's notes (1) The words *got*, *his*, *mum*, *not* and *up* are the focus on this page.

(2) The order of the missing words is indicated above, as a prompt for some pupils.

# Colour he



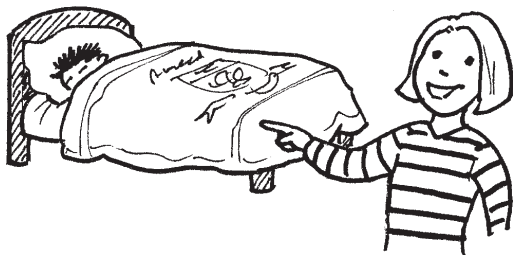

he be are he had she  
can we he he get he  
he of me up he her

## Write he

Will \_\_\_\_\_ win?



Will \_\_\_\_\_ sit?




Will \_\_\_\_\_ get up?

Will \_\_\_\_\_ run?



Will \_\_\_\_\_ get the bus?



## Copy



he

\_\_\_\_\_

\_\_\_\_\_

\_\_\_\_\_

\_\_\_\_\_

\_\_\_\_\_

# Colour she




he	she	is	she	him	see
	get	we	she	for	she
her	was	she	she	me	she

## Write she

Is \_\_\_\_\_ in?



Is \_\_\_\_\_ on the bus?




Is \_\_\_\_\_ up?



Is \_\_\_\_\_ at school?



Is \_\_\_\_\_ in bed?



### Copy

she	
she	
she	

\_\_\_\_\_ she \_\_\_\_\_

\_\_\_\_\_

\_\_\_\_\_

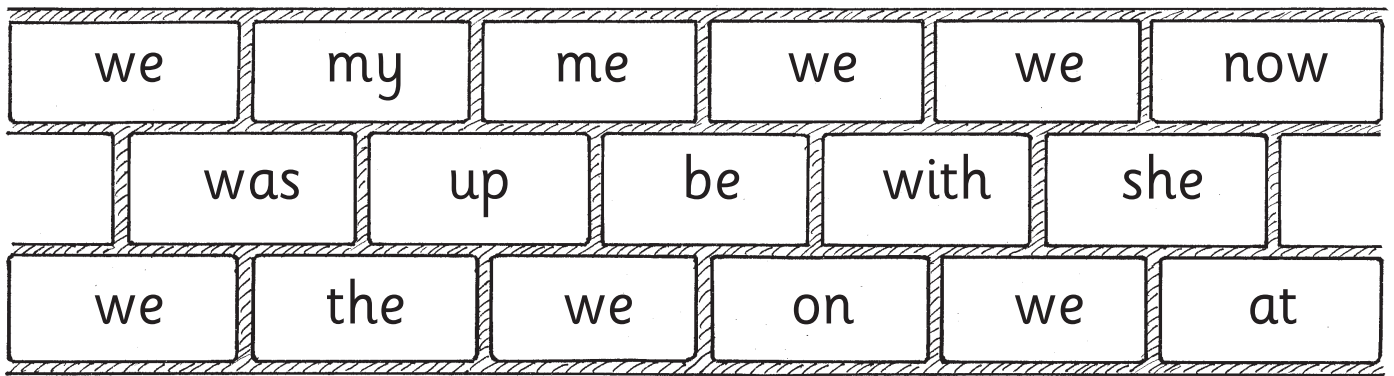
\_\_\_\_\_

\_\_\_\_\_


Teacher's note: we suggest using highlighter pens or pale crayons for the first task.



# Colour we



## Write we



In P.E. \_\_\_\_\_ run.


In P.E. \_\_\_\_\_ skip.

In P.E. \_\_\_\_\_ hop.

In P.E. \_\_\_\_\_ catch.

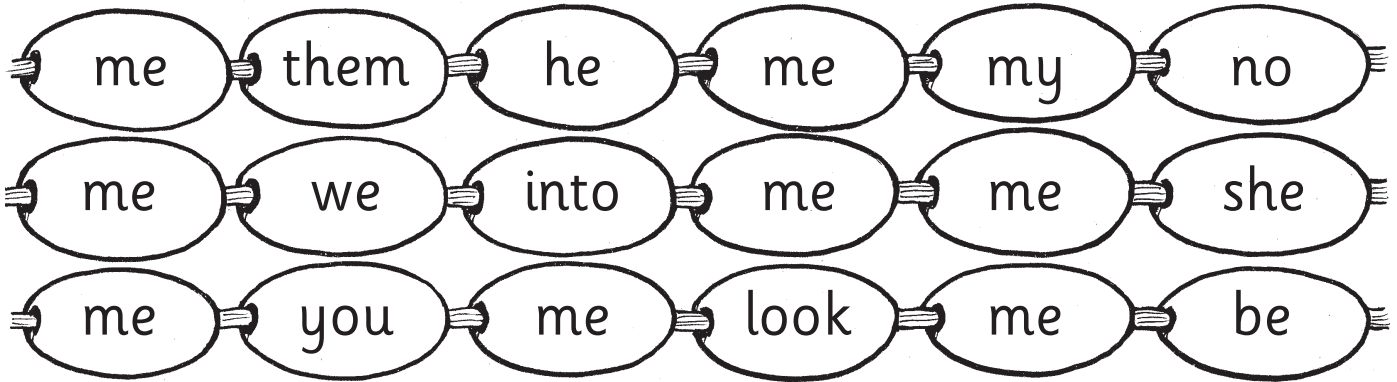
In P.E. \_\_\_\_\_ jump.

## Copy



we  
\_\_\_\_\_  
\_\_\_\_\_  
\_\_\_\_\_  
\_\_\_\_\_  
\_\_\_\_\_

# Colour me



# Write me



The top is for \_\_\_\_\_ .


The bag is for \_\_\_\_\_ .

The book is for \_\_\_\_\_ .

The pen is for \_\_\_\_\_ .

The cap is for \_\_\_\_\_ .

## Copy



me

\_\_\_\_\_

\_\_\_\_\_

\_\_\_\_\_

\_\_\_\_\_

\_\_\_\_\_

Teacher's note: we suggest using highlighter pens or pale crayons for the first task.

# Colour be



me	be	dad	be	will	we	
	her	he	for	be	be	
be	be	big	but	she	be	

## Write be



I can \_\_\_\_\_ a rat.



I can \_\_\_\_\_ a rabbit.



I can \_\_\_\_\_ a dog.




I can \_\_\_\_\_  
a sheep.



I can \_\_\_\_\_  
a queen.

## Copy



\_\_\_\_\_ be \_\_\_\_\_  
\_\_\_\_\_  
\_\_\_\_\_  
\_\_\_\_\_  
\_\_\_\_\_  
\_\_\_\_\_

# Colour will



we will into will was this  
will with will if all will  
will can she will now will

# Write will



Josh \_\_\_\_\_ go to bed.

Anna \_\_\_\_\_ go to bed.

Patrick \_\_\_\_\_ go to bed.

Daisy \_\_\_\_\_ go to bed.

Mum \_\_\_\_\_ go to bed.

## Copy



will

\_\_\_\_\_

\_\_\_\_\_

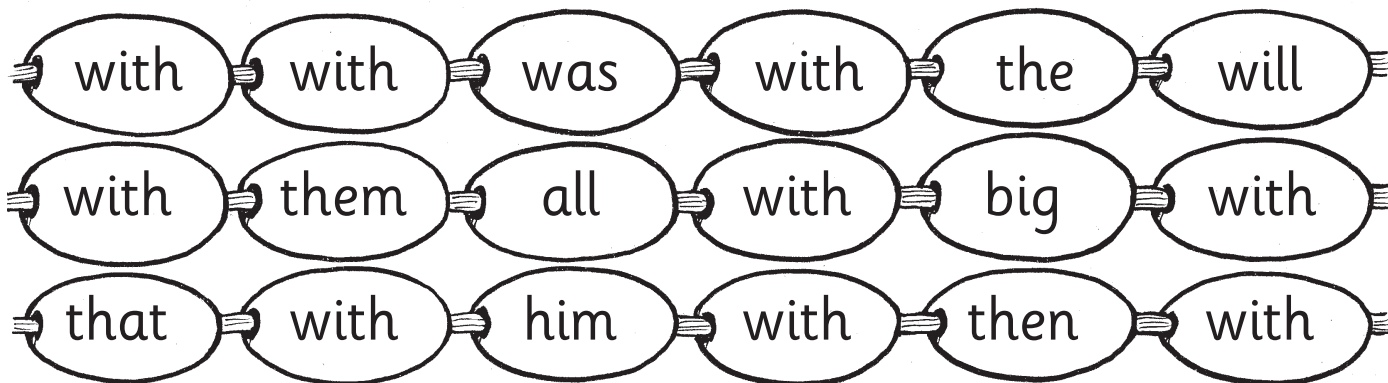
\_\_\_\_\_

\_\_\_\_\_

\_\_\_\_\_

Teacher's note: we suggest using highlighter pens or pale crayons for the first task.

# Colour with



# Write with



Abigail is \_\_\_\_\_ Dad.

Max is \_\_\_\_\_ Dad.

Will is \_\_\_\_\_ Dad.

Chelsea is \_\_\_\_\_ Dad.

The dog is \_\_\_\_\_ Dad.

## Copy



with

\_\_\_\_\_

\_\_\_\_\_

\_\_\_\_\_

\_\_\_\_\_

\_\_\_\_\_

\_\_\_\_\_

# Colour was



was	will	see	was	with	too
	was	was	we	now	was
was	as	down	was	are	was

# Write was



Bob \_\_\_\_\_ in bed.


Ethan \_\_\_\_\_ in bed.

Jack \_\_\_\_\_ in bed.

Max \_\_\_\_\_ in bed.

Tim \_\_\_\_\_ in bed.

## Copy



\_\_\_\_\_ was \_\_\_\_\_

\_\_\_\_\_

\_\_\_\_\_

\_\_\_\_\_

\_\_\_\_\_

\_\_\_\_\_

# Colour my



my	up	my	me	my	you
	my	too	my	them	my
with	my	my	now	him	down

## Write my

This is \_\_\_\_\_ bag.



This is \_\_\_\_\_ book.



This is \_\_\_\_\_ dog.




This is \_\_\_\_\_ hat.



This is \_\_\_\_\_ cat.



## Copy



my

\_\_\_\_\_

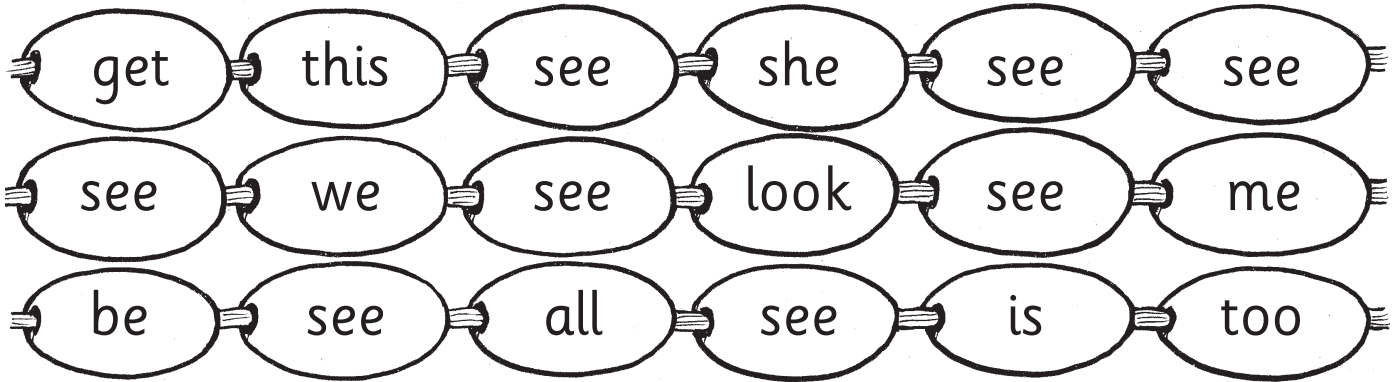
\_\_\_\_\_

\_\_\_\_\_


\_\_\_\_\_

\_\_\_\_\_

# Colour see



# Write see



I can \_\_\_\_\_ sheep.


I can \_\_\_\_\_ a goat.

I can \_\_\_\_\_ a cow.

I can \_\_\_\_\_ hens.

I can \_\_\_\_\_ a duck.

## Copy



see

\_\_\_\_\_

\_\_\_\_\_

\_\_\_\_\_

\_\_\_\_\_

\_\_\_\_\_

\_\_\_\_\_



# Colour you




you	my	now	you	my	big
	and	you	you	was	you
you	are	with	you	as	this

## Write you

Can \_\_\_\_\_ see Dad?



Can \_\_\_\_\_ see the van?




Can \_\_\_\_\_ see the moon?




Can \_\_\_\_\_ see a cup?

Can \_\_\_\_\_ see the dog?



### Copy



\_\_\_\_\_ you \_\_\_\_\_

\_\_\_\_\_

\_\_\_\_\_

\_\_\_\_\_

\_\_\_\_\_

# Colour that




that down that this that that

that them the that then that

my that with at that they


## Write that

Look at \_\_\_\_\_!

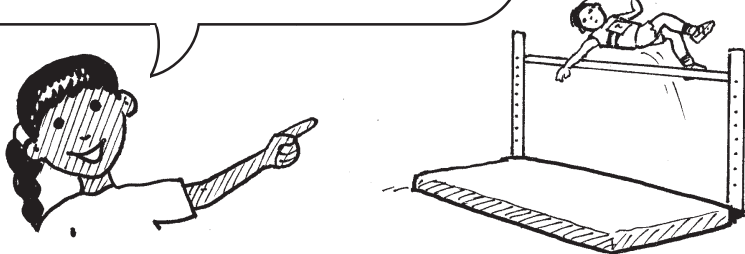


Look at \_\_\_\_\_!

Look at \_\_\_\_\_!




Look at \_\_\_\_\_!



Look at \_\_\_\_\_!



**Copy** 

that
that
that

\_\_\_\_\_ that \_\_\_\_\_

\_\_\_\_\_

\_\_\_\_\_

\_\_\_\_\_

\_\_\_\_\_

\_\_\_\_\_

# Colour this





that	with	her	this	then	this
	this	is	this	down	this
this	was	them	this	they	this

**Write** this 


Is \_\_\_\_\_ for me?

Is \_\_\_\_\_ for me?





Is \_\_\_\_\_  
for me?

Is \_\_\_\_\_ for me?



Is \_\_\_\_\_ for me?



**Copy** 

\_\_\_\_\_ this \_\_\_\_\_

\_\_\_\_\_

\_\_\_\_\_

\_\_\_\_\_

\_\_\_\_\_

\_\_\_\_\_

# Colour then




then now they then too them  
he then can this then then  
the with then get then she

# Write then



I get my bag, \_\_\_\_\_ I go out.



I look at TV, \_\_\_\_\_ I go up.



I go down, \_\_\_\_\_ I go in.



I get up,  
\_\_\_\_\_ I put  
my dress on.



I see Dad,  
\_\_\_\_\_ I run  
to him.

## Copy

then  
then  
then



then

---

---

---

---

---

---

# Colour them



this	them	her	then	them	that
	them	we	will	them	they
him	them	mum	them	he	them

# Write them



Jess can see \_\_\_\_\_ .

Evan can see \_\_\_\_\_ .

Caitlin can see \_\_\_\_\_ .

Mum can see \_\_\_\_\_ .

Dad can see \_\_\_\_\_ .

## Copy



\_\_\_\_\_ them \_\_\_\_\_

\_\_\_\_\_

\_\_\_\_\_

\_\_\_\_\_

\_\_\_\_\_

\_\_\_\_\_

# Colour they



that they you this they they

they the them they my they

they back then see they he

# Write they



Can \_\_\_\_\_ see?

Can \_\_\_\_\_ run?

Can \_\_\_\_\_ eat?

Can \_\_\_\_\_ lick?

Can \_\_\_\_\_ bark?

## Copy



\_\_\_\_\_ they \_\_\_\_\_

\_\_\_\_\_

\_\_\_\_\_

\_\_\_\_\_

\_\_\_\_\_


\_\_\_\_\_

# Colour for



for for now look for off  
you of for too her for  
are for will for go for

# Write for



This is \_\_\_\_\_ Sam.

This is \_\_\_\_\_ Alex.

This is \_\_\_\_\_ Patrick.

This is \_\_\_\_\_ Beth.

This is \_\_\_\_\_ me!

## Copy



for

\_\_\_\_\_


\_\_\_\_\_

\_\_\_\_\_

\_\_\_\_\_

\_\_\_\_\_

# Colour her



# Write her



She put on \_\_\_\_\_ coat.

She put on \_\_\_\_\_ hat.

She put on \_\_\_\_\_ scarf.

She put on \_\_\_\_\_ boots.

She put on \_\_\_\_\_ gloves.

## Copy



\_\_\_\_\_ her \_\_\_\_\_

\_\_\_\_\_

\_\_\_\_\_

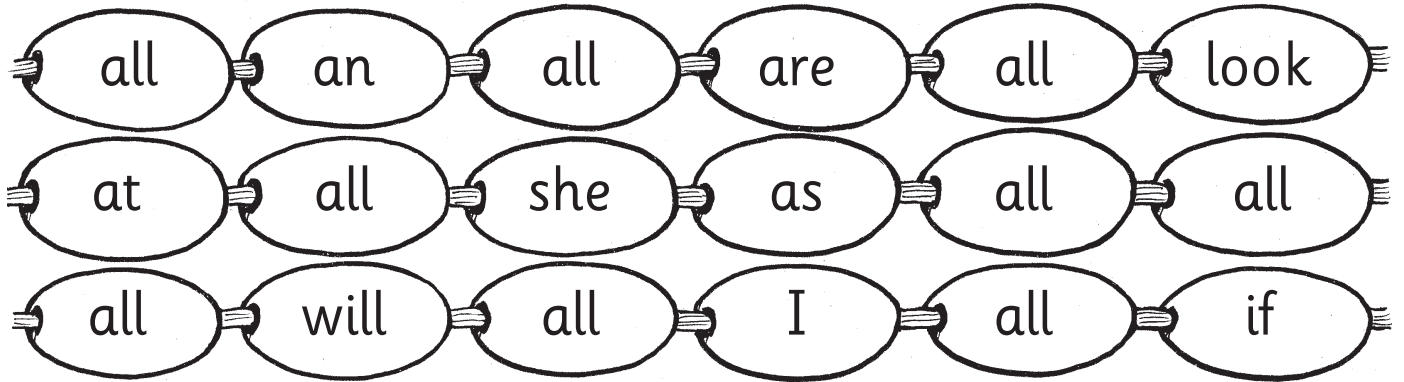
\_\_\_\_\_

\_\_\_\_\_

\_\_\_\_\_



# Colour all



Write all



Look at \_\_\_\_\_ his books.

Look at \_\_\_\_\_ his DVDs.

Look at \_\_\_\_\_ his cars.

Look at \_\_\_\_\_ his clothes.

Look at \_\_\_\_\_ the mess!

Copy



\_\_\_\_\_ all \_\_\_\_\_

\_\_\_\_\_

\_\_\_\_\_

\_\_\_\_\_

\_\_\_\_\_


\_\_\_\_\_

# Colour now



we	now	now	into	not	now
	now	no	now	but	now
down	with	now	too	now	for

# Write now



I go \_\_\_\_\_ .

Mum and Dad go \_\_\_\_\_ .

Sam and Kim go \_\_\_\_\_ .

The dogs go \_\_\_\_\_ .

We all go \_\_\_\_\_ .

## Copy



\_\_\_\_\_ now \_\_\_\_\_

\_\_\_\_\_

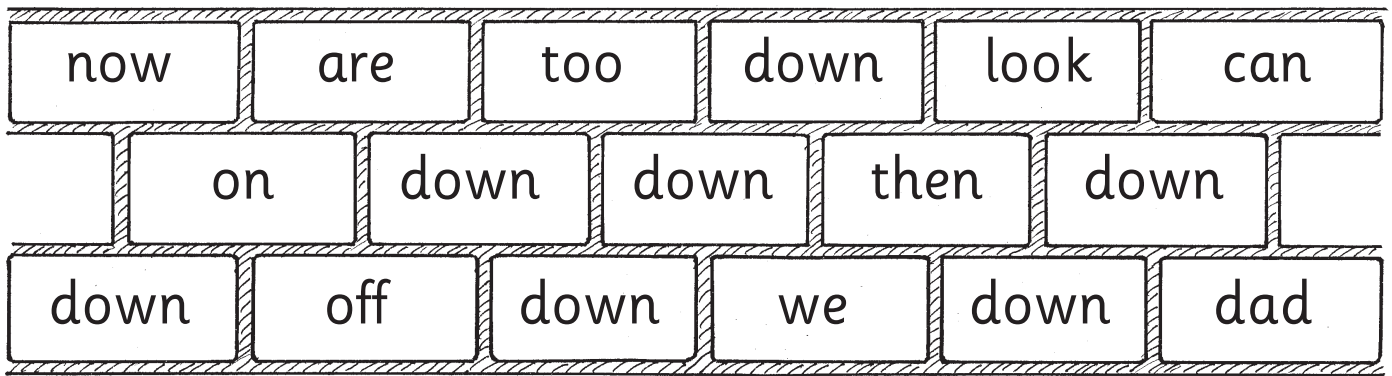
\_\_\_\_\_

\_\_\_\_\_


\_\_\_\_\_

\_\_\_\_\_

# Colour down



# Write down



Amber will go \_\_\_\_\_ .


Dan will go \_\_\_\_\_ .

Max will go \_\_\_\_\_ .

Natasha will go \_\_\_\_\_ .

Mum will go \_\_\_\_\_ .

## Copy



down

\_\_\_\_\_

\_\_\_\_\_

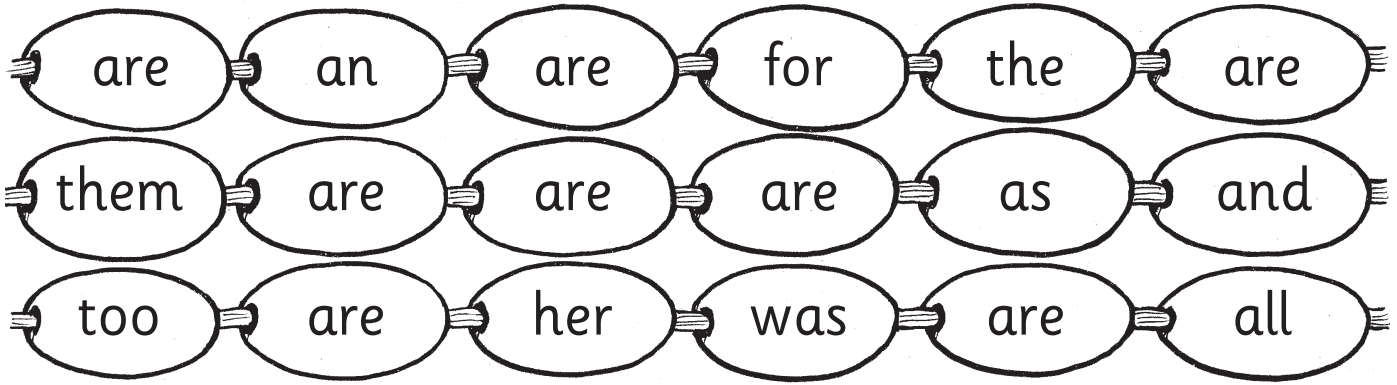
\_\_\_\_\_

\_\_\_\_\_


\_\_\_\_\_

Teacher's note: we suggest using highlighter pens or pale crayons for the first task.

# Colour are



# Write are




We \_\_\_\_\_ in a bus.




We \_\_\_\_\_ in a car.



We \_\_\_\_\_ in a van.



We \_\_\_\_\_  
in a train.



We \_\_\_\_\_  
in a balloon!

## Copy



\_\_\_\_\_ are \_\_\_\_\_

\_\_\_\_\_

\_\_\_\_\_

\_\_\_\_\_

\_\_\_\_\_

\_\_\_\_\_

# Colour look



too	into	will	look	no	look
	off	look	see	look	look
look	you	look	back	look	into

## Write look



We \_\_\_\_\_ at the sea.


We \_\_\_\_\_ at the birds.

We \_\_\_\_\_ at the ship.

We \_\_\_\_\_ at the boats.

We \_\_\_\_\_ at Dad!

### Copy



\_\_\_\_\_ look \_\_\_\_\_

\_\_\_\_\_

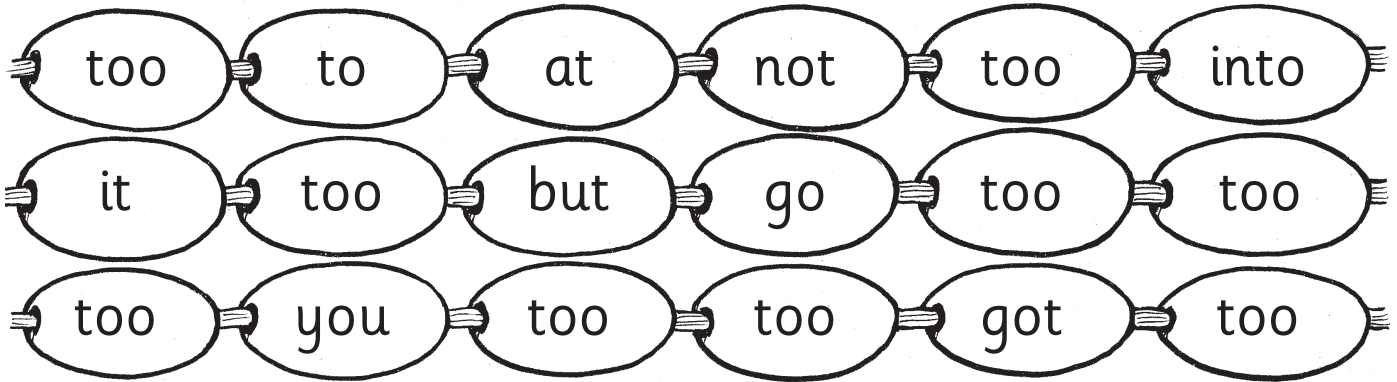
\_\_\_\_\_

\_\_\_\_\_

\_\_\_\_\_

\_\_\_\_\_

# Colour too



# Write too



The tea is \_\_\_\_\_ hot.

The soup is \_\_\_\_\_ hot.

The pasta is \_\_\_\_\_ hot.

The chips are \_\_\_\_\_ hot.

They are all \_\_\_\_\_ hot.

## Copy



\_\_\_\_ too \_\_\_\_

\_\_\_\_\_

\_\_\_\_\_

\_\_\_\_\_

\_\_\_\_\_

\_\_\_\_\_

# Match



he

we

be

he

she

be

he

me

we

he

we

she

me

she

me

be


be

me

she


we

## ✓ and ✗



Kim can see be.

Kim can see me.



We will be back soon.

We will he back soon.



Is we asleep?

Is she asleep?

# Match

this

that

then

them

then

them

this

that

# Write

th a t

th i s

th e m

th e n

a t

i s

e m

e n

th

th

th


th

# ✓ and ✗



Is that Ethan's dog?

Is them Ethan's dog?



Is then Beth's bag?

Is this Beth's bag?



Write 

--	--	--

w	i	ll
---	---	----

w	i	th
---	---	----

n	ow
---	----

d	ow	n
---	----	---

		ll
--	--	----

		th
--	--	----

n	
---	--

d		n
---	--	---

w		
---	--	--

w		
---	--	--

	ow
--	----

	ow	
--	----	--

--	--	--

--	--	--

--	--

--	--	--

Write \_\_\_\_\_



Jess will go \_\_\_\_\_ Dad.

Dan \_\_\_\_\_ go with Dad, too.

They will go \_\_\_\_\_ now.

Will you go down \_\_\_\_\_ ?

Colour **all** blue 

Colour **was** red 

all	was	all	was	all	was	all
was	all	was	was	was	all	was
all	was	all	was	all	was	all
was	all	was	was	was	all	was

Write all or was 




My socks are \_\_\_\_\_ wet.




Tim \_\_\_\_\_ too hot.



Beth \_\_\_\_\_ with her dog.



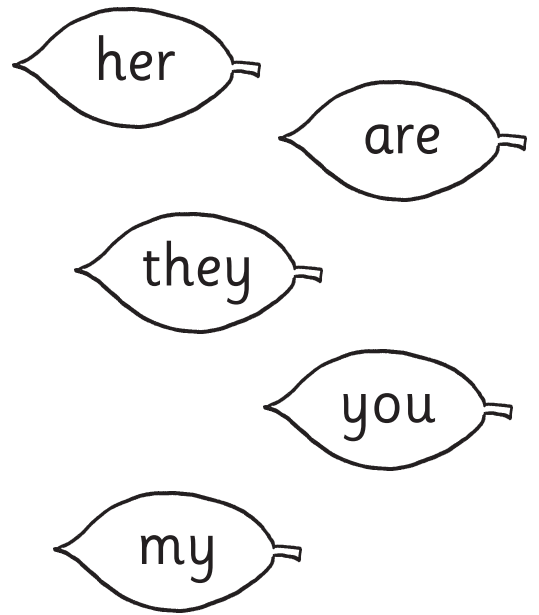
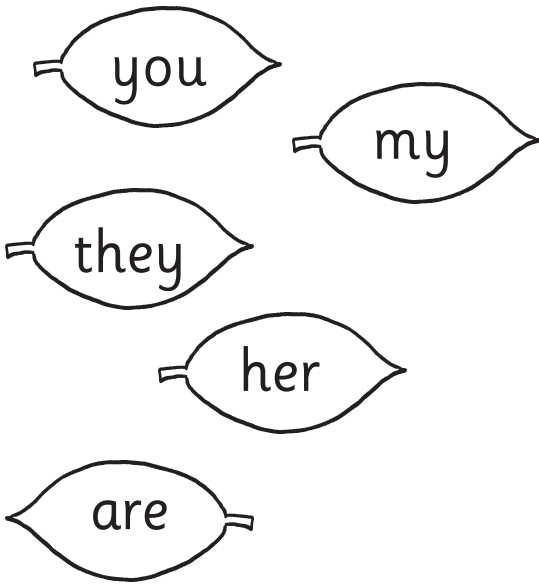
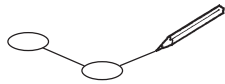
They are \_\_\_\_\_ ill.




The shops are \_\_\_\_\_ shut.

Teacher's note: the words *all* and *was* are the focus on this page.

# Match



# Write \_\_\_\_\_



This is \_\_\_\_\_ cat and this is \_\_\_\_\_ bed.

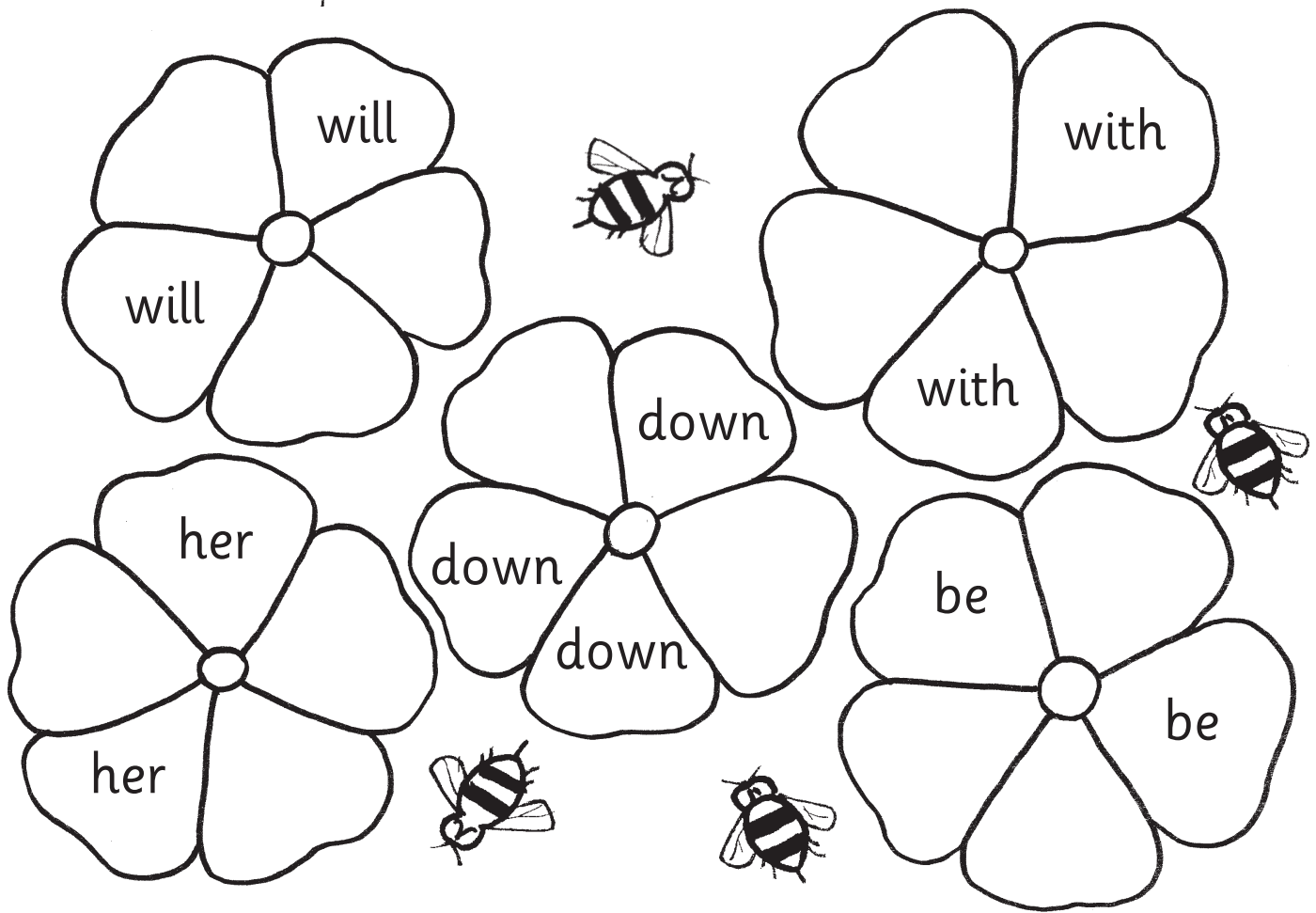


This is for \_\_\_\_\_ .



We \_\_\_\_\_ in the boat but \_\_\_\_\_ are not.

# Write



## Write each word on a line.

Chelsea \_\_\_\_\_ get the cat

\_\_\_\_\_. It is \_\_\_\_\_ cat.

Chelsea's dad is \_\_\_\_\_ her.

They will all \_\_\_\_\_ O.K. now.



will

down

her

with

be


Teacher's notes (1) The words *be*, *down*, *her*, *will* and *with* are the focus on this page.

(2) The order of the missing words is indicated above, as a prompt for some pupils.

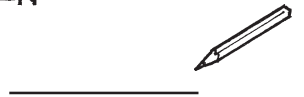
# Write



for			for	
		look		look
	too	too		
see		see		
	you		you	



## Write each word on a line.



I \_\_\_\_\_ for the doll. Daisy and Jack  
look \_\_\_\_\_ the doll, \_\_\_\_\_. We  
cannot \_\_\_\_\_ it. Can \_\_\_\_\_ see it?

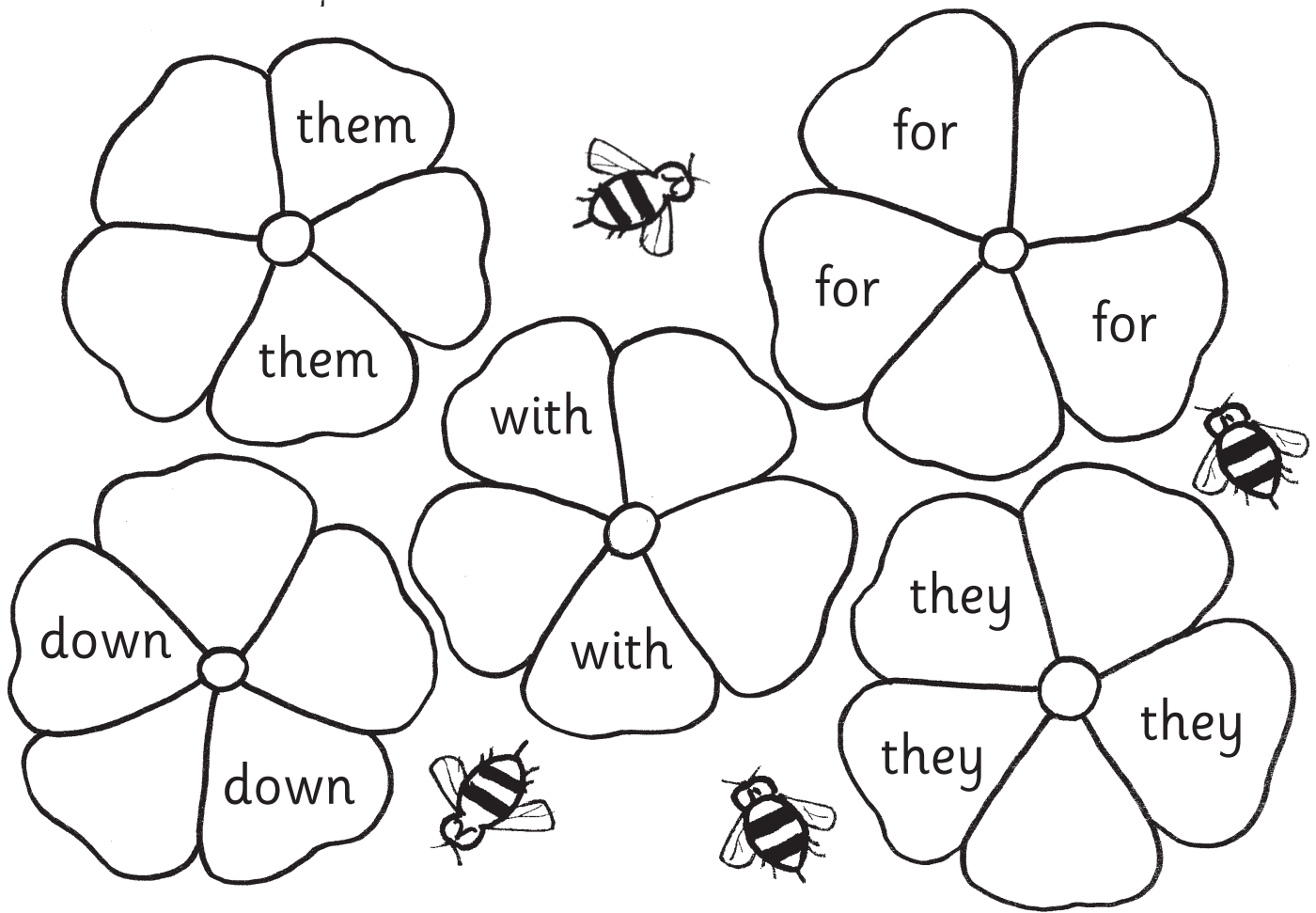


look      for      too      see      you

Teacher's notes (1) The words *for*, *look*, *see*, *too* and *you* are the focus on this page.

(2) The order of the missing words is indicated above, as a prompt for some pupils.

# Write



## Write each word on a line.

Josh and Max go \_\_\_\_\_ a run \_\_\_\_\_

me. They run a bit then \_\_\_\_\_

sit \_\_\_\_\_ . Look at \_\_\_\_\_ !




for      with      they      down      them

Teacher's notes (1) The words *down*, *for*, *them*, *they* and *with* are the focus on this page.

(2) The order of the missing words is indicated above, as a prompt for some pupils.

# Write sentences with the words.




Dad

me

not

see

can



Dad

---

put

Ethan

coat

on

my



Ethan

---

will

go

We

that

hill

up



We

---

get


bed

Tom

not

into

will




Tom

---

Teacher's note: you may wish to ask pupils to add a full stop.

# Write sentences with the words.



are

the

We

zoo

at



We

---

I

see

moon

can

the



I

---

all


the

look

van

for

We



We

---

to

go

with

school

I

them




I

---

Teacher's note: you may wish to ask pupils to add a full stop.



# Write sentences with the words.



in

Mum

sea

is

the



## Mum

as

can

you

quick

as

Be



## Be

big

was

It

him

too

for



## It

had

and


Gail

an

a

egg

bun



## Gail

Teacher's note: you may wish to ask pupils to add a full stop.

# Write sentences with the words.




off

his

He

bike

fell



He

all


into

They

the

go

shop



They

Look

this

of

at

boots

box



Look

will

if


down

I

go

rains


it



I

Teacher's note: you may wish to ask pupils to add a full stop.

# Write sentences with the words.



the

pens

She

back

put



She

---

go

We

we

then

down

up

go



We

---

had

food


in

Meg

no

dish

her



Meg

---

got

on


Will

Anna

but

did

not



Anna

---

Teacher's note: you may wish to ask pupils to add a full stop.

# Colour said



she	dad	said	said	so	see
	have	said	from	some	said
said	was	said	like	when	said

# Write said



Mum \_\_\_\_\_ , "Help!"

Dad \_\_\_\_\_ , "Help!"

Amber \_\_\_\_\_ , "Help!"

Evan \_\_\_\_\_ , "Help!"

Shannon \_\_\_\_\_ , "Help!"

## Copy



\_\_\_\_\_ said \_\_\_\_\_

\_\_\_\_\_

\_\_\_\_\_

\_\_\_\_\_

\_\_\_\_\_

\_\_\_\_\_

# Colour so



as so is no so to


so see up so so she

some so do so go so

Write so

This book is \_\_\_\_\_ good!

I am \_\_\_\_\_ hot!



He is \_\_\_\_\_ big now!

I am \_\_\_\_\_ full!



I am \_\_\_\_\_ glad to see you!

## Copy

so
so
so

\_\_\_\_\_ so \_\_\_\_\_

\_\_\_\_\_

\_\_\_\_\_

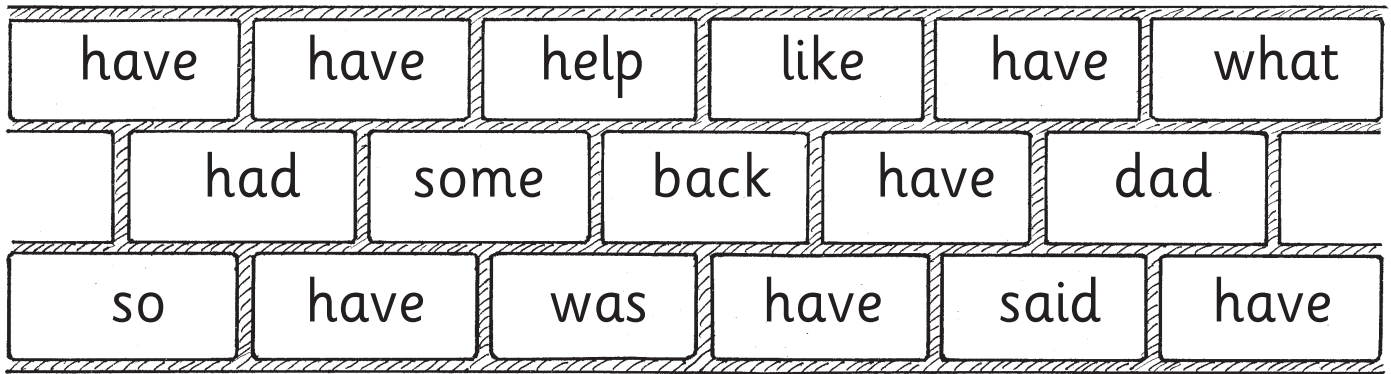
\_\_\_\_\_

\_\_\_\_\_

\_\_\_\_\_

Teacher's note: we suggest using highlighter pens or pale crayons for the first task.

# Colour have



## Write have

I \_\_\_\_\_ some books.

I \_\_\_\_\_  
some pens.



I \_\_\_\_\_  
a coat.


I \_\_\_\_\_ my P.E. kit.



## Copy



\_\_\_\_\_ have \_\_\_\_\_  
\_\_\_\_\_  
\_\_\_\_\_  
\_\_\_\_\_  
\_\_\_\_\_  
\_\_\_\_\_



I \_\_\_\_\_  
a big bag!

Teacher's note: we suggest using highlighter pens or pale crayons for the first task.

# Colour like




like said help like little like  
like this like like into have  
it's like all when like from

## Write like


I \_\_\_\_\_ football.




I \_\_\_\_\_ tennis.



I \_\_\_\_\_ cricket.



I \_\_\_\_\_ swimming.

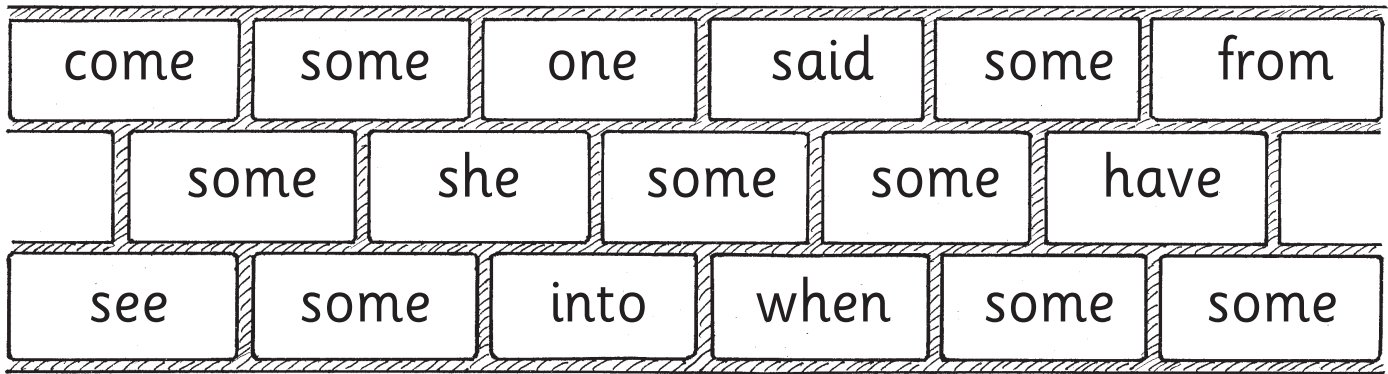


I \_\_\_\_\_ sleeping!

### Copy

like  
\_\_\_\_\_  
\_\_\_\_\_  
\_\_\_\_\_  
\_\_\_\_\_  
\_\_\_\_\_

# Colour some



# Write some



There are \_\_\_\_\_ cars.

There are \_\_\_\_\_ bricks.

There are \_\_\_\_\_ dolls.

There are \_\_\_\_\_ paints.

There are \_\_\_\_\_ boats.

## Copy



\_\_\_\_\_ some \_\_\_\_\_

\_\_\_\_\_

\_\_\_\_\_

\_\_\_\_\_

\_\_\_\_\_

\_\_\_\_\_

Teacher's note: we suggest using highlighter pens or pale crayons for the first task.



# Colour come



some	when	come	one	come	from
come	can	mum	children	like	
went	come	came	come	it's	come

## Write come

\_\_\_\_\_ in!

\_\_\_\_\_ here!

\_\_\_\_\_ up!

\_\_\_\_\_ with me!

\_\_\_\_\_ on!

## Copy



\_\_\_\_\_ come \_\_\_\_\_

\_\_\_\_\_

\_\_\_\_\_

\_\_\_\_\_

\_\_\_\_\_

\_\_\_\_\_


Teacher's notes (1) We suggest using highlighter pens or pale crayons for the first task.  
(2) You may wish pupils to write the letter "C" as a capital.

# Colour went



went what went help when went  
was were went out went you  
went went we there went now

# Write went



Tom \_\_\_\_\_ swimming.


Mum \_\_\_\_\_ swimming.

Anna \_\_\_\_\_ swimming.

Dad \_\_\_\_\_ swimming.

Alex \_\_\_\_\_ swimming.

## Copy



\_\_\_\_\_ went \_\_\_\_\_

\_\_\_\_\_

\_\_\_\_\_

\_\_\_\_\_

\_\_\_\_\_

\_\_\_\_\_

# Colour it's



is	it's	it's	into	it	it's	
	it's	will	they	it's	just	
so	it's	said	it's	it's	one	

**Write** it's

Look, \_\_\_\_\_ for Sam.




Look, \_\_\_\_\_  
for Jess.




Look, \_\_\_\_\_ for Evan.



Look, \_\_\_\_\_ for Ted.



Look, \_\_\_\_\_  
for me!

**Copy** 

\_\_\_\_\_ it's \_\_\_\_\_

\_\_\_\_\_

\_\_\_\_\_

\_\_\_\_\_

\_\_\_\_\_

\_\_\_\_\_

# Colour were




went were when were were have  
were what then were there was  
we were down children were see

# Write were



They \_\_\_\_\_ on the bus.




They \_\_\_\_\_ in the pool.



They \_\_\_\_\_ in the park.



They \_\_\_\_\_  
on the beach.



They \_\_\_\_\_  
in the house.

## Copy



\_\_\_\_\_ were \_\_\_\_\_

\_\_\_\_\_

\_\_\_\_\_

\_\_\_\_\_

\_\_\_\_\_

\_\_\_\_\_

# Colour there




there were from there help there  
when went there have there are  
the there them there then there

## Write there

My bag is not \_\_\_\_\_.



It's not \_\_\_\_\_.



It's not \_\_\_\_\_.



It's not \_\_\_\_\_.



### Copy



there

\_\_\_\_\_

\_\_\_\_\_

\_\_\_\_\_

\_\_\_\_\_

\_\_\_\_\_

My bag is \_\_\_\_\_ !



# Colour little




little	like	little	there	little	were
	little	help	little	little	out
little	what	will	children	little	them

## Write little



The kitten is \_\_\_\_\_ .



The pup is \_\_\_\_\_ .



The cup is \_\_\_\_\_ .



My boots are  
too \_\_\_\_\_ .



My coat is too  
\_\_\_\_\_ .

## Copy



\_\_\_\_\_ little \_\_\_\_\_

\_\_\_\_\_

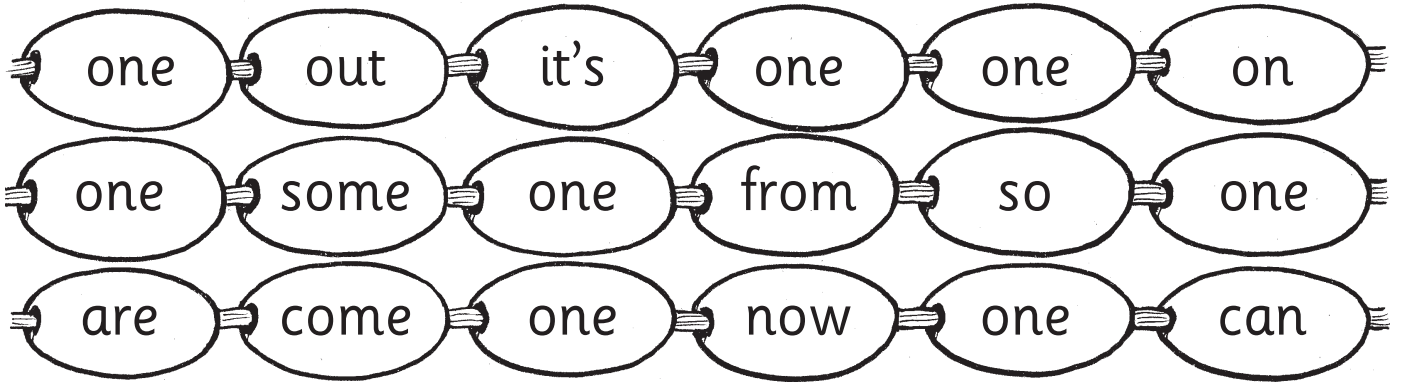
\_\_\_\_\_

\_\_\_\_\_

\_\_\_\_\_

\_\_\_\_\_

# Colour one



# Write one



On the shelf

there is \_\_\_\_\_ clock,

there is \_\_\_\_\_ lamp,

there is \_\_\_\_\_ drill,

there is \_\_\_\_\_ train set

and there is \_\_\_\_\_ plug.

## Copy



\_\_\_\_\_ one \_\_\_\_\_

\_\_\_\_\_

\_\_\_\_\_

\_\_\_\_\_

\_\_\_\_\_

\_\_\_\_\_

# Colour from



from you for from from got  
have from went are from from  
just when from from from some

# Write from



One card is \_\_\_\_\_ Beth.

One card is \_\_\_\_\_ Tim.

One card is \_\_\_\_\_ Abigail.

One card is \_\_\_\_\_ Max.

The big card is \_\_\_\_\_ Mum.

## Copy

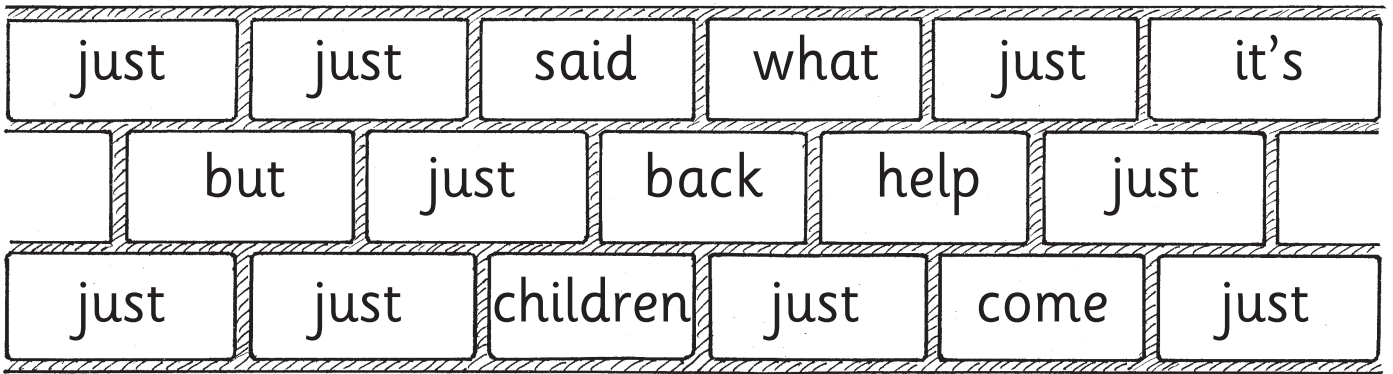


from  
\_\_\_\_\_  
\_\_\_\_\_  
\_\_\_\_\_  
\_\_\_\_\_  
\_\_\_\_\_

Teacher's note: we suggest using highlighter pens or pale crayons for the first task.



# Colour just



## Write just



Dad has \_\_\_\_\_ come in.


Daisy has \_\_\_\_\_ come in.

Megan has \_\_\_\_\_ come in.

Will has \_\_\_\_\_ come in.

The dog has \_\_\_\_\_ come in.

### Copy



\_\_\_\_\_ just \_\_\_\_\_

\_\_\_\_\_

\_\_\_\_\_

\_\_\_\_\_

\_\_\_\_\_


\_\_\_\_\_

# Colour help



have	from	went	help	were	help
	help	will	help	just	help
help	put	what	help	help	him

## Write help



Shannon will \_\_\_\_\_ .

Josh will \_\_\_\_\_ .

Jack will \_\_\_\_\_ .

Anna will \_\_\_\_\_ .

They will all \_\_\_\_\_ .

### Copy



\_\_\_\_\_ help \_\_\_\_\_

\_\_\_\_\_

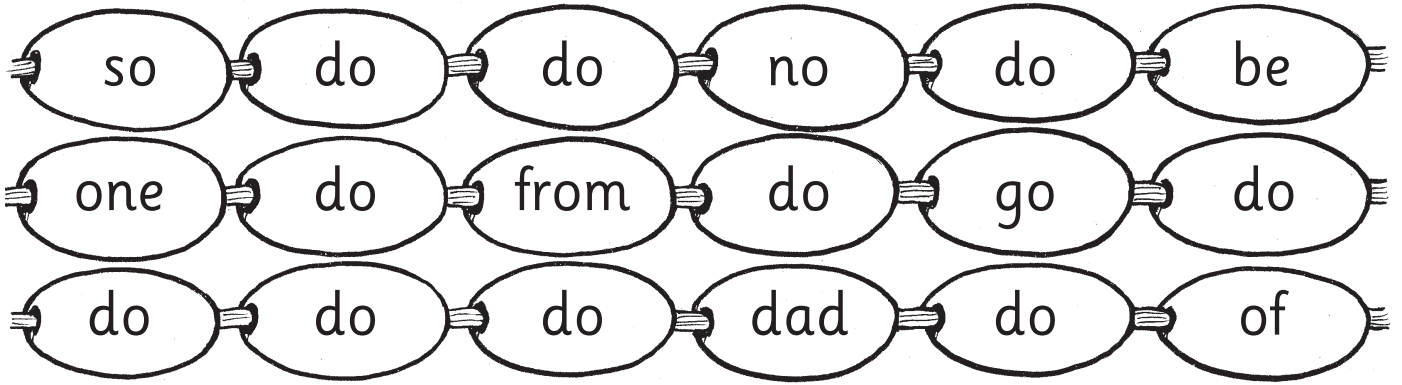
\_\_\_\_\_

\_\_\_\_\_

\_\_\_\_\_

\_\_\_\_\_


# Colour do



# Write do



Dad will \_\_\_\_\_ some painting.



Dad will \_\_\_\_\_ some dusting.



Dad will \_\_\_\_\_ some cooking.




Dad will \_\_\_\_\_ some washing.



Dad will \_\_\_\_\_ some mending.

## Copy



do

\_\_\_\_\_

\_\_\_\_\_

\_\_\_\_\_

\_\_\_\_\_

\_\_\_\_\_

# Colour when




when	with	when	them	when	was
	from	what	when	when	went
when	help	when	have	get	one

## Write when



I drink water \_\_\_\_\_ it's hot.



I drink tea \_\_\_\_\_ it's cold.



I put on shorts \_\_\_\_\_ it's hot.



I put on a big coat \_\_\_\_\_ it's cold.



I put on a hat \_\_\_\_\_ it's cold.

### Copy



\_\_\_\_\_ when \_\_\_\_\_

\_\_\_\_\_

\_\_\_\_\_

\_\_\_\_\_

\_\_\_\_\_

\_\_\_\_\_


# Colour out




out one from out out said  
some out are it's out out  
help off at into not and

## Write out

Can you come \_\_\_\_\_ ?



I put the bin \_\_\_\_\_ ?



I will go \_\_\_\_\_ now.




I am \_\_\_\_\_ !



I put the cat \_\_\_\_\_ ?



## Copy



out

\_\_\_\_\_

\_\_\_\_\_

\_\_\_\_\_

\_\_\_\_\_

\_\_\_\_\_

\_\_\_\_\_

Teacher's note: we suggest using highlighter pens or pale crayons for the first task.


# Colour what




what when what have what there  
went what were what what will  
what back little that had what

## Write what

\_\_\_\_\_ is in the box?




\_\_\_\_\_ is in the hat?




\_\_\_\_\_ is in the pan?



\_\_\_\_\_ is in there?



\_\_\_\_\_ is in my bed?




## Copy



what  
\_\_\_\_\_  
\_\_\_\_\_  
\_\_\_\_\_  
\_\_\_\_\_  
\_\_\_\_\_

Teacher's notes (1) We suggest using highlighter pens or pale crayons for the first task.  
(2) You may wish pupils to write the letter "W" as a capital.

# Colour children



## Write children



The \_\_\_\_\_ are at school.

Some \_\_\_\_\_ are painting.

Some \_\_\_\_\_ are reading.

Some \_\_\_\_\_ are singing.

Some \_\_\_\_\_ are playing.

### Copy



children

---

---

---

---

---

# Match



said

have

so

like

have

like

said

so

so

said

have

have

like

so

like

said

## Write each word on a line.



The Hunts \_\_\_\_\_

a big dog. The

dog is \_\_\_\_\_ big! They \_\_\_\_\_

the dog a lot. Ann Hunt \_\_\_\_\_ that

he was a good dog. Tom Hunt said so,

too.



# Write \_\_\_\_\_


some \_\_\_\_\_

come \_\_\_\_\_


# Write some or come \_\_\_\_\_




I have \_\_\_\_\_ milk.



I can see \_\_\_\_\_ flags.



Jack has \_\_\_\_\_ to see me.



There are \_\_\_\_\_ pens on the desk.



The dog will not \_\_\_\_\_ back.

# Find the words.




children

it's

were

there



There were six children in the lift. They were cramped. They said, "It's a bit cramped in here!" The children will get out when it's at the top. Then there will be no cramped children in there!

# Write a sentence for each word.



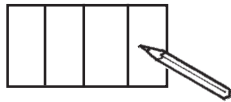
were \_\_\_\_\_

there \_\_\_\_\_

children \_\_\_\_\_

it's \_\_\_\_\_

# Write



h	e	l	p
---	---	---	---

j	u	s	t
---	---	---	---

w	e	n	t
---	---	---	---

f	r	o	m
---	---	---	---

h	e	l	
---	---	---	--

j	u	s	
---	---	---	--

w	e	n	
---	---	---	--

	r	o	m
--	---	---	---

h	e		
---	---	--	--

j	u		
---	---	--	--

w	e		
---	---	--	--

		o	m
--	--	---	---

--	--	--	--

--	--	--	--

--	--	--	--

--	--	--	--

## ✓ and ✗




I help my dad.

I went my dad.



Fran has from got up.

Fran has just got up.



We went on a tram.




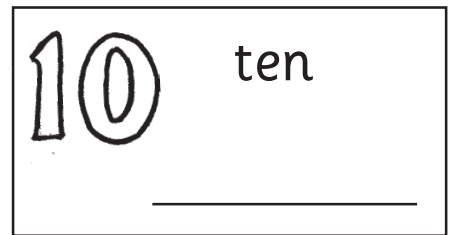

We from on a tram.

**Write** \_\_\_\_\_ 

what \_\_\_\_\_

when \_\_\_\_\_

**Rhymes with when or what?** \_\_\_\_\_ 



**Write what or when.** \_\_\_\_\_ 

Can you see \_\_\_\_\_ it is?



I like a bed \_\_\_\_\_ it's soft.



Tell me \_\_\_\_\_ to do now.



# Copy \_\_\_\_\_

little

one

do

out

---

---

---

---

---

---

---

---

---

---

---


---

## ✓ and ✗



We can go out now.

We can go do now.



There is out drink left.

There is one drink left.



The dog can one tricks.

The dog can do tricks.



The children are little.

The children are do.

# Find the words in the sentences. Match the sentences and pictures.

said


down

have


are

it's

I have a pet frog.




Alex said, "Hello!"



We will go down the steps.



Have this if it's wet.



There are no balls in the box.



**Write** \_\_\_\_\_



said

down

have

are

it's

\_\_\_\_\_

# Find the words in the sentences. Match the sentences and pictures.

some

with

so


for

were


We were in the tent.




Brad is with his mum on the bus.



The TV is so big!



Jill picked some plums.



We went for a swim.



**Write** \_\_\_\_\_



some

with

so

for

were

\_\_\_\_\_

# Find the words in the sentences. Match the sentences and pictures.

little

you

like


children

them


Look at the children skip.



Ben is with his little sister.



Mum and Dad like to swim.



I can see you!



I put them on the desk.



**Write** \_\_\_\_\_ 

little

you

like

children

them

\_\_\_\_\_



# Find the words in the sentences. Match the sentences and pictures.

there

when

he


this

be


Can he swim yet?




A box will be best.



You can hang the dress there.



I do like this ring.



When do the children come in?



**Write** \_\_\_\_\_



there

when

he

this

be

\_\_\_\_\_

# Find the words in the sentences. Match the sentences and pictures.

then


help

they

she

went

The twins help mum.




Is she one yet?




The dog went in the pond.



You were so little then.



Do they like pizza?



**Write** \_\_\_\_\_



then

help

they

she

went

\_\_\_\_\_

# Find the words in the sentences. Match the sentences and pictures.

that


one

just


me

was

Fred has just come in.



I like that mask.




Come and sit by me.



This is the last one.



Dad was in the bath.



**Write** \_\_\_\_\_



that

one

just

me

was

\_\_\_\_\_

# Find the words in the sentences. Match the sentences and pictures.

see

out

will

too

look

My sisters look like me.




It is too hot to skip.




Alex went out with the dog.



I can see the nest.



Glen will fix the tap.



**Write** \_\_\_\_\_ 

see

out

will

too

look

\_\_\_\_\_

# Find the words in the sentences. Match the sentences and pictures.

we


do

what


some

from

I do not like this song.



We went to the shop.




Ben has some bricks.



What is on TV?



This letter is from my pen pal.



**Write** \_\_\_\_\_



we

do

what

some

from

\_\_\_\_\_

# Find the words in the sentences. Match the sentences and pictures.

my

all

come

it's

her

Now it's full.



This is my desk.




Megan was with her mum.



The cat drank all the milk.



The mud will not come off.



**Write** \_\_\_\_\_ 

my

all

come

it's

her

\_\_\_\_\_

# Colour oh



of oh got oh on to

go oh off do oh up

old oh no oh out oh

# Write oh




\_\_\_\_\_, no!

\_\_\_\_\_, no!




\_\_\_\_\_, no!

\_\_\_\_\_, no!



\_\_\_\_\_, no!



## Copy

oh
oh
oh

oh

---



---



---



---



---



---

Teacher's notes (1) We suggest using highlighter pens or pale crayons for the first task.  
 (2) You may wish pupils to write the letter 'O' as a capital.

# Colour their



their there your their don't here  
then their this house their that  
their them their they the their


## Write their



The children are with \_\_\_\_\_ mum.



The children have \_\_\_\_\_ bags.



The children get \_\_\_\_\_ coats.



The children see \_\_\_\_\_ dad.



The children are with \_\_\_\_\_ dog.

### Copy



their

\_\_\_\_\_

\_\_\_\_\_

\_\_\_\_\_

\_\_\_\_\_

\_\_\_\_\_



# Colour people



people	put	looked	people	about	called
	could	people	people	children	house
people	asked	people	there	people	put


## Write people



A lot of \_\_\_\_\_ are in the shop.



A lot of \_\_\_\_\_ are on the train.



A lot of \_\_\_\_\_ are at the match.



A lot of \_\_\_\_\_ are at the play.



A lot of \_\_\_\_\_ are in the sea.

### Copy



people

\_\_\_\_\_

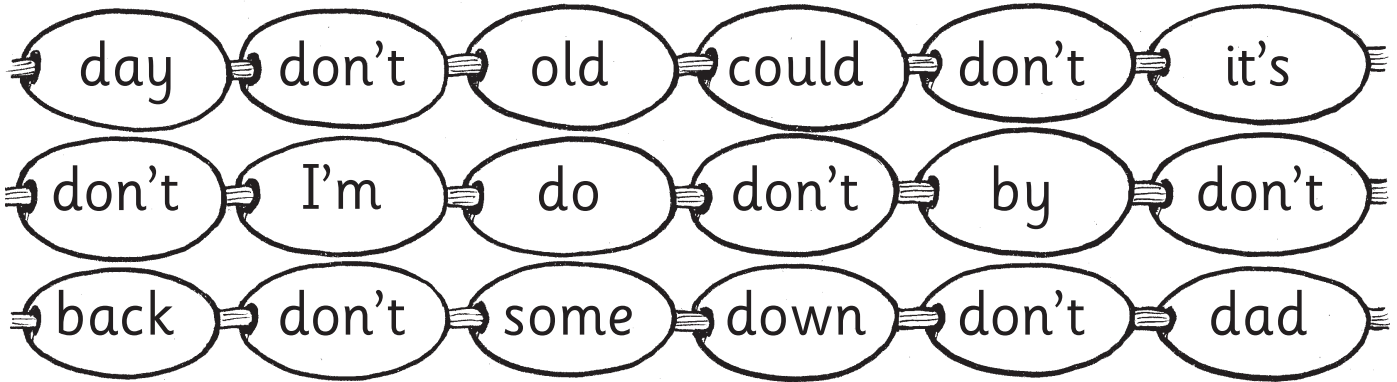
\_\_\_\_\_

\_\_\_\_\_


\_\_\_\_\_

\_\_\_\_\_

# Colour don't



# Write don't



I \_\_\_\_\_ like pie.


I \_\_\_\_\_ like chips.

I \_\_\_\_\_ like peas.

I \_\_\_\_\_ like grapes.

I \_\_\_\_\_ like this food!

## Copy



\_\_\_\_\_ don't \_\_\_\_\_

\_\_\_\_\_

\_\_\_\_\_

\_\_\_\_\_

\_\_\_\_\_


\_\_\_\_\_

# Colour old



day	oh	old	old	don't	about
	do	old	old	saw	old
old	all	one	old	off	old

Write old



The house is \_\_\_\_\_ .


Look at the \_\_\_\_\_  
window.

Look at the \_\_\_\_\_ sink.

Look at the \_\_\_\_\_ chair.

Look at the \_\_\_\_\_ phone.

Copy



old

\_\_\_\_\_

\_\_\_\_\_

\_\_\_\_\_

\_\_\_\_\_

\_\_\_\_\_

# Colour I'm



it's I'm I I'm is I'm  
it by I'm all I'm if  
I'm Mr I'm I'm like Mrs

## Write I'm

\_\_\_\_\_ a boy.




\_\_\_\_\_ called  
James.



\_\_\_\_\_ in my bedroom.




\_\_\_\_\_ 8 today.



\_\_\_\_\_ upside down!


## Copy




I'm

\_\_\_\_\_  
\_\_\_\_\_  
\_\_\_\_\_  
\_\_\_\_\_  
\_\_\_\_\_

# Colour Mr



## Write Mr



This is \_\_\_\_\_ Smith.


\_\_\_\_\_ Smith is my teacher.

I like \_\_\_\_\_ Smith.

We all like \_\_\_\_\_ Smith.

\_\_\_\_\_ Smith is cool!

## Copy



\_\_\_\_\_ Mr \_\_\_\_\_

\_\_\_\_\_

\_\_\_\_\_

\_\_\_\_\_

\_\_\_\_\_

\_\_\_\_\_

# Colour Mrs



Mrs	Mrs	me	Mr	Mrs	I'm
	Mrs	by	his	Mrs	this
come	my	Mrs	it's	Mrs	Mrs

Write Mrs



This is \_\_\_\_\_ Brown.


\_\_\_\_\_ Brown is a cook.

\_\_\_\_\_ Brown makes meals.

\_\_\_\_\_ Brown makes cakes.

\_\_\_\_\_ Brown made a big  
cake for me!

Copy



Mrs

---

---

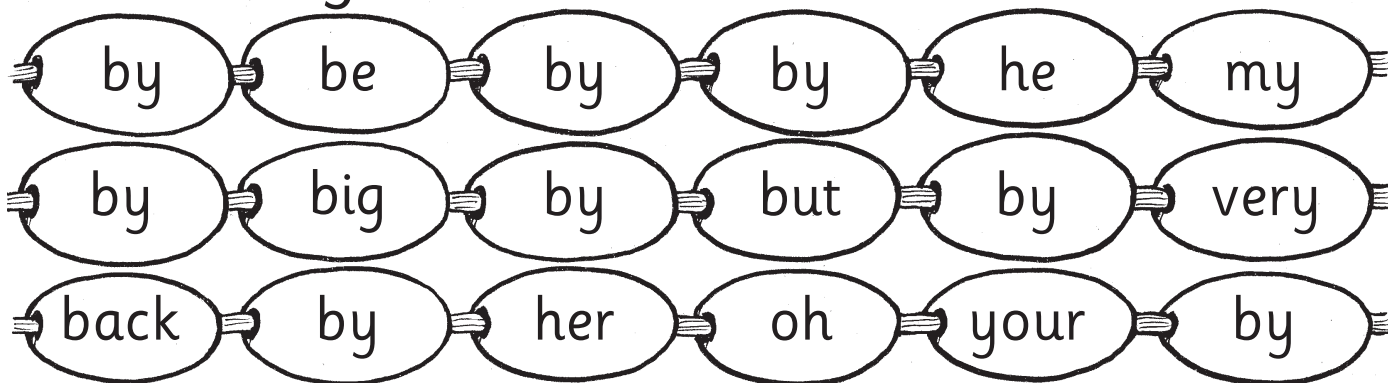
---

---

---

---

# Colour by




# Write by



Fay sits \_\_\_\_\_ the tree.




Mum sits \_\_\_\_\_ the house.



I sit \_\_\_\_\_ the window.




My sister sits  
\_\_\_\_\_ the  
phone.



The cat sits  
\_\_\_\_\_ the fire.

## Copy



\_\_\_\_\_ by \_\_\_\_\_

\_\_\_\_\_

\_\_\_\_\_

\_\_\_\_\_

\_\_\_\_\_

\_\_\_\_\_

# Colour time



like	time	time	made	time	I'm
	with	their	time	house	time
him	time	put	time	little	time

## Write time



It's \_\_\_\_\_ for school.

It's \_\_\_\_\_ to get up.





It's \_\_\_\_\_ for a bath.



It's \_\_\_\_\_ for tea.



**Copy**  

\_\_\_\_\_ time \_\_\_\_\_

\_\_\_\_\_

\_\_\_\_\_

\_\_\_\_\_

\_\_\_\_\_

\_\_\_\_\_

It's \_\_\_\_\_ for bed.






# Colour house



house house about house called house  
about looked when house old have  
house house help out house come

# Write house



Mrs Shaw is by her

\_\_\_\_\_ .

Her \_\_\_\_\_ is old.


Her \_\_\_\_\_ is little.

Her \_\_\_\_\_ is by the sea.

Mrs Shaw likes her

\_\_\_\_\_ .

## Copy



house

\_\_\_\_\_

\_\_\_\_\_

\_\_\_\_\_

\_\_\_\_\_


\_\_\_\_\_

# Colour about




your	out	about	house	asked	about
	about	back	about	what	about
down	about	children	back	about	about

## Write about




This book is \_\_\_\_\_  
whales.



This book is \_\_\_\_\_  
bikes.



This book is \_\_\_\_\_  
clothes.




This book is \_\_\_\_\_  
toys.



This book is \_\_\_\_\_  
me!

### Copy



\_\_\_\_\_ about \_\_\_\_\_

\_\_\_\_\_

\_\_\_\_\_

\_\_\_\_\_

\_\_\_\_\_

\_\_\_\_\_

Teacher's note: we suggest using highlighter pens or pale crayons for the first task.

# Colour looked




looked called people looked looked look  
looked asked looked could little looked  
by looked made looked day their

## Write looked




I \_\_\_\_\_ at the stars.




I \_\_\_\_\_ at the chimps.



I \_\_\_\_\_ at the books.




I \_\_\_\_\_ at  
the spider.



I \_\_\_\_\_ at  
me!

### Copy



looked

\_\_\_\_\_

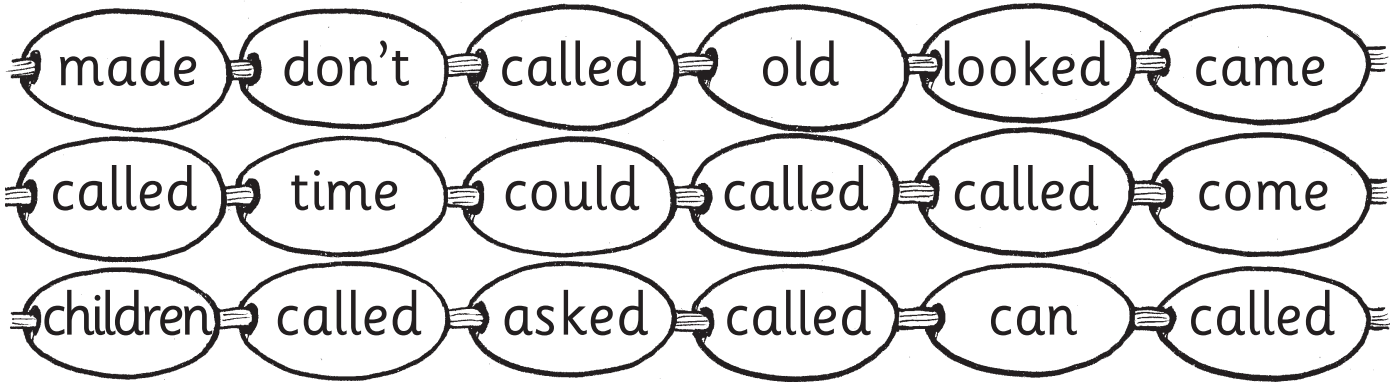
\_\_\_\_\_

\_\_\_\_\_


\_\_\_\_\_

\_\_\_\_\_

# Colour called



# Write called



My cat is \_\_\_\_\_ Smokey.

My dog is \_\_\_\_\_ Tess.

My rabbit is \_\_\_\_\_  
Floppy.

My hamster is \_\_\_\_\_  
Squeak.

I am \_\_\_\_\_ Fay.

## Copy



\_\_\_\_\_ called \_\_\_\_\_

\_\_\_\_\_

\_\_\_\_\_

\_\_\_\_\_

\_\_\_\_\_

\_\_\_\_\_

# Colour asked



asked	called	saw	it's	asked	old
	here	Mr	asked	asked	time
asked	asked	put	asked	looked	asked

## Write asked



I \_\_\_\_\_ Ethan to come.

I \_\_\_\_\_ Daisy to come.

I \_\_\_\_\_ Alex to come.

I \_\_\_\_\_ Natasha to come.

I \_\_\_\_\_ them all to come.

## Copy



\_\_\_\_\_ asked \_\_\_\_\_

\_\_\_\_\_


\_\_\_\_\_

\_\_\_\_\_

\_\_\_\_\_


\_\_\_\_\_

# Colour your




## Write your

Is this \_\_\_\_\_ bag?




Is this \_\_\_\_\_ ruler?



Is this \_\_\_\_\_ book?

Is this \_\_\_\_\_ scarf?



Is this \_\_\_\_\_ bag?

## Copy



\_\_\_\_\_ your \_\_\_\_\_  
\_\_\_\_\_  
\_\_\_\_\_  
\_\_\_\_\_  
\_\_\_\_\_  
\_\_\_\_\_

Teacher's note: we suggest using highlighter pens or pale crayons for the first task.

# Colour day



by	day	just	down	day	you
	day	I'm	day	day	dad
saw	your	day	put	here	day

## Write day




Monday is a school \_\_\_\_\_ .

Tuesday is a school \_\_\_\_\_ .

Wednesday is a school \_\_\_\_\_ .

Thursday is a school \_\_\_\_\_ .

Friday is a school \_\_\_\_\_ .

**Copy** 

\_\_\_\_\_ day \_\_\_\_\_

\_\_\_\_\_

\_\_\_\_\_

\_\_\_\_\_

\_\_\_\_\_

\_\_\_\_\_

# Colour could




could called out could old came  
come could people could could can  
could about looked children could here

**Write** could 

I wish I \_\_\_\_\_ swim.


I wish I \_\_\_\_\_ fly.




I wish I \_\_\_\_\_ ride.




I wish I \_\_\_\_\_  
run fast.



I wish I \_\_\_\_\_ see.



**Copy**



could

\_\_\_\_\_  
\_\_\_\_\_  
\_\_\_\_\_  
\_\_\_\_\_  
\_\_\_\_\_

Teacher's note: we suggest using highlighter pens or pale crayons for the first task.



# Colour made



make	house	saw	made	made	made
	made	came	made	looked	come
have	mum	made	and	made	I'm

## Write made



Dad \_\_\_\_\_ a big cake.

Dad \_\_\_\_\_ little cakes.

Dad \_\_\_\_\_ jam tarts.

Dad \_\_\_\_\_ a pie.

Dad \_\_\_\_\_ a mess!

### Copy



made

\_\_\_\_\_

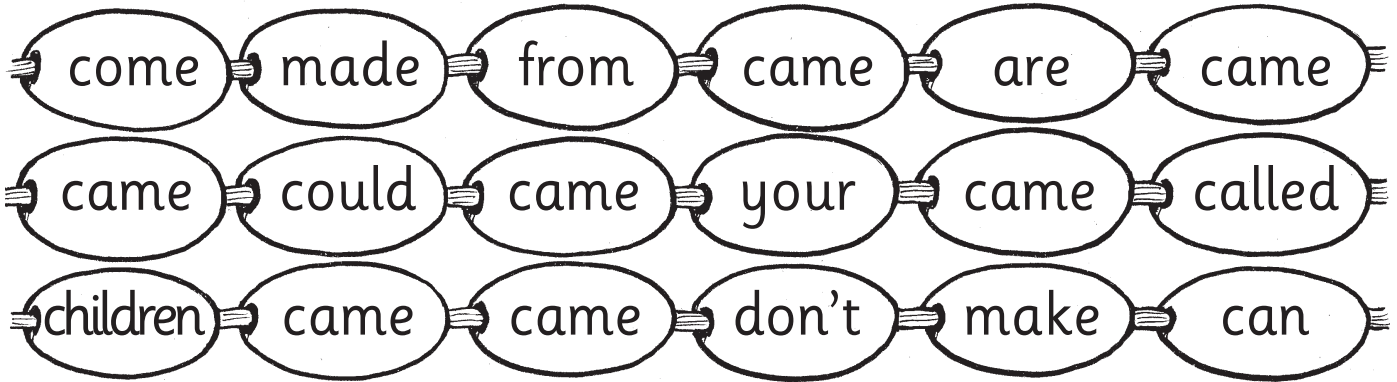
\_\_\_\_\_

\_\_\_\_\_

\_\_\_\_\_

\_\_\_\_\_

# Colour came



## Write came



I \_\_\_\_\_ to school by bus.

Mick \_\_\_\_\_ to school by bus.

Amber \_\_\_\_\_ to school by bus.

Caitlin \_\_\_\_\_ to school by bus.

We all \_\_\_\_\_ by bus.

### Copy



\_\_\_\_\_ came \_\_\_\_\_

\_\_\_\_\_

\_\_\_\_\_

\_\_\_\_\_

\_\_\_\_\_

\_\_\_\_\_


# Colour make



make came time saw made make  
my some make make Mr asked  
make back make come like make

## Write make

I will \_\_\_\_\_ a rocket.




I will \_\_\_\_\_ a house.



I will \_\_\_\_\_ a car.



I will \_\_\_\_\_ a bird.



I will \_\_\_\_\_ a ..... thing!

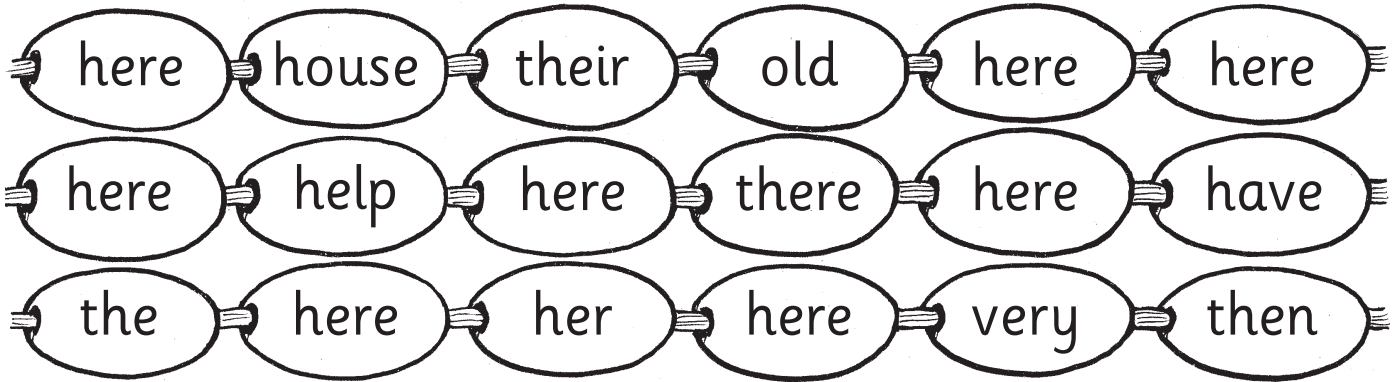


## Copy




make  
\_\_\_\_\_  
\_\_\_\_\_  
\_\_\_\_\_  
\_\_\_\_\_  
\_\_\_\_\_

# Colour here



# Write here



The children are \_\_\_\_\_ .

The mums are \_\_\_\_\_ .

The dads are \_\_\_\_\_ .

Mr Green is \_\_\_\_\_ .

They are all \_\_\_\_\_ .

## Copy



\_\_\_\_\_ here \_\_\_\_\_

\_\_\_\_\_

\_\_\_\_\_

\_\_\_\_\_

\_\_\_\_\_

\_\_\_\_\_

# Colour saw



saw	old	saw	your	saw	was
	said	asked	saw	saw	were
saw	she	saw	see	as	saw

## Write saw

Class 4's trip to London

We saw Tower Bridge open to let a small ship pass underneath. The cars had to wait.

It was a very special occasion & I think I got to see the Queen with me all the way. I was really happy to see her.

We \_\_\_\_\_ the Queen.

We \_\_\_\_\_ Big Ben.

We \_\_\_\_\_ a big red bus.

We \_\_\_\_\_ the river.

We \_\_\_\_\_ a lot!

**Copy**


\_\_\_\_\_ saw \_\_\_\_\_  
\_\_\_\_\_  
\_\_\_\_\_  
\_\_\_\_\_  
\_\_\_\_\_

# Colour very



your their by very very day  
very just very they was very  
saw very Mrs day very came

# Write very



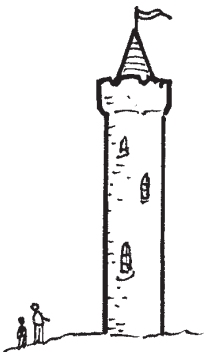
The ship is \_\_\_\_\_ big.



The church is \_\_\_\_\_ old.



The bus is \_\_\_\_\_ late.



The tower is  
\_\_\_\_\_ high.



The book is  
\_\_\_\_\_ good.

## Copy



\_\_\_\_\_ very \_\_\_\_\_

\_\_\_\_\_

\_\_\_\_\_

\_\_\_\_\_

\_\_\_\_\_

\_\_\_\_\_

# Match



could

their

people

oh

their

oh

oh

their

people

could

their

people

oh

people

could

could

## Write each word on a line.



Jade and Scott \_\_\_\_\_

not get \_\_\_\_\_ cat Smokey.

“No, \_\_\_\_\_ no!” said Jade.


It was fine in the end. Some \_\_\_\_\_

with a ladder came to help  
them.



house about

**Write**




house

\_\_\_\_\_


about

\_\_\_\_\_

**Write** house **or** about .



Here is my \_\_\_\_\_ .



This DVD is \_\_\_\_\_ sharks.



A light \_\_\_\_\_ helps ships.



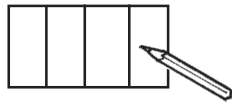
It's \_\_\_\_\_ a mile to  
my \_\_\_\_\_ .



This page is \_\_\_\_\_  
my \_\_\_\_\_ .



# Write



l	oo	k	ed
---	----	---	----

l	oo	k	
---	----	---	--

--	--	--	--

a	s	k	ed
---	---	---	----

a	s	k	
---	---	---	--

--	--	--	--

c	a	ll	ed
---	---	----	----

c	a	ll	
---	---	----	--

--	--	--	--

## Write each of the 3 words 2 times.



Mrs Shaw lost her dog.

He is \_\_\_\_\_ Rover.

She \_\_\_\_\_ for him in

the garden. She \_\_\_\_\_ for him in

the house. She \_\_\_\_\_ Mr Shaw to

help. They went along the street. They

called and \_\_\_\_\_ his name. "Have

you seen a dog?" they \_\_\_\_\_ the

people in the street.

# Write

m a d e

m a k e

c a m e

m \_ d \_

m \_ k \_

c \_ m \_

m \_ \_

m \_ \_


c \_ \_

## ✓ and ✗



I have made a cake.

I have came a cake.



Daisy came on her bike.

Daisy make on her bike.



He will made a truck.

He will make a truck.



Mr Stone came a mess.

Mr Stone made a mess.

# Match

don't

old

I'm

by

old

I'm

don't

old

I'm

don't

by

I'm

by

by

old

don't

## Write each word on a line.


James is ten years \_\_\_\_\_.



\_\_\_\_\_ at home.



I \_\_\_\_\_ like chips.




Their house is \_\_\_\_\_  
the river.

**Write** Mr **or** Mrs




\_\_\_\_\_ Clay



\_\_\_\_\_ Clay

\_\_\_\_\_ Jones



\_\_\_\_\_ Jones

\_\_\_\_\_ Meath



\_\_\_\_\_ Meath

\_\_\_\_\_ Green



\_\_\_\_\_ Green

**Write 4 sentences with** Mr **or** Mrs.



• I have a teacher called \_\_\_\_\_

• \_\_\_\_\_

• \_\_\_\_\_

• \_\_\_\_\_

# Find the words



day

time

here

saw

very

your



We were on holiday. I saw it was time to get up. "It's a hot day," said Mum. "It's very hot. Oh, get out of your bed and come here. Look at all the people on the beach!"

## Write a sentence for each word.



day \_\_\_\_\_

time \_\_\_\_\_

here \_\_\_\_\_

saw \_\_\_\_\_

very \_\_\_\_\_

Teacher's note: the words *day*, *time*, *here*, *saw*, *very* and *your* are the focus on this page.

# Write sentences with the words.



time go home It's to



It's

---

got has My out rabbit



My

---

looked the plane The  
children at



The

---


put her milk Holly  
glass some in



Holly

---

# Write sentences with the words.



called is The Sam dog



The

---


class in Mrs I'm Brown's



I'm

---


put into books Luke his  
his bag



Luke

---

saw of lot people  
a We



We

---

# Write sentences with the words.




came

by

here

bus

She



She

---

no

Dad

oh

said



Dad

---

had

and


an

Cameron

banana

orange

a



Cameron

---

are

paints

the

There

some

on

desk




There

---



# Write sentences with the words.

don't    pasta    They    like



They

---

big    so    This    one    is



This

---

will    you    with    up  
go    I



I

---

see    on    I    can  
the    them    roof



I

---

# Write sentences with the words.



top

too

is

little

That



That

---

help


dinner

to

I

Mum

make



I

---

all

dog


asked

him

about

his

They



They

---

and

Mrs

have

Mr

house

a

big


Smith



Mr

---

# Write sentences with the words.



is book ships That about



That

---


down can get not He



He

---

will now sheet I  
do this



I

---

but Mum not went  
Dad out did



Mum

---

# Write sentences with the words.



just

have

back

got

I




I

be

late

We

will



We

wheel

off


The

has

your

come

truck



The

a

wet

If

take

an

it's


umbrella

day



If

# Write sentences with the words.




is gran from This my




This

me called it Tell  
what is




Tell

could when six I  
I swim was



I

the made then I  
we it cake ate



I

# Write sentences with the words.



look   coat   Brandon   for  
must   his



Brandon

---


can   Poppy   but   I  
skip   can't



I

---


were   for   late   We  
the   too   train



We

---


is   old   ten   Billy  
years   now



Billy


---

# Write sentences with the words.



is      big      Libby      as

Joe      as



Libby

was      at      very      Lewis


good      Maths



Lewis

will      me      help      Dad


mend      it      too



Dad

are      names      Fluffy      and

Floppy      Their



Their

# High-Frequency Words Used

Words arranged in order of appearance

## Pages 1-32

is	but
it	put
in	up
at	big
a	no
as	go
an	I
can	off
dad	had
and	back
to	not
the	got
if	get
him	into
his	of
mum	on

## Pages 45-68

he	for
she	her
we	all
me	now
be	down
will	are
with	look
was	too
my	
see	
you	
that	
this	
then	
them	
they	

## Pages 82-101

said	when
so	out
have	what
like	children
some	
come	
went	
it's	
were	
there	
little	
one	
from	
just	
help	
do	

## Pages 117-140

oh	day
their	could
people	made
don't	came
old	make
I'm	hear
Mr	saw
Mrs	very
by	
time	
house	
about	
looked	
called	
asked	
your	



# Index

Words arranged in alphabetical order

For each word, the first page, shown in bold type, is designed to focus heavily on that word. The other pages deal with several words, including the given word.

<b>a</b>	5, 34, 39	<b>look</b>	67, 75, 114
<b>about</b>	128, 142	<b>looked</b>	129, 143
<b>all</b>	63, 72, 116	<b>made</b>	135, 144
<b>an</b>	7, 34, 43	<b>make</b>	137, 144
<b>and</b>	10, 34, 43	<b>me</b>	48, 69, 113
<b>are</b>	66, 73, 108	<b>Mr</b>	123, 146
<b>as</b>	6, 34, 42	<b>Mrs</b>	124, 146
<b>asked</b>	131, 143	<b>mum</b>	16, 44
<b>at</b>	4, 34, 42	<b>my</b>	53, 73, 116
<b>back</b>	26, 39	<b>no</b>	21, 38, 39
<b>be</b>	49, 69, 74, 111	<b>not</b>	27, 36, 44
<b>big</b>	20, 40	<b>now</b>	64, 71
<b>but</b>	17, 41	<b>of</b>	31, 43
<b>by</b>	125, 145	<b>off</b>	24, 42
<b>called</b>	130, 143	<b>oh</b>	117, 141
<b>came</b>	136, 144	<b>old</b>	121, 145
<b>can</b>	8, 34, 43	<b>on</b>	32, 39
<b>children</b>	101, 104, 110	<b>one</b>	93, 107, 113
<b>come</b>	87, 103, 116	<b>out</b>	99, 107, 114
<b>could</b>	134, 141	<b>people</b>	119, 141
<b>dad</b>	9, 40	<b>put</b>	18
<b>day</b>	133, 147	<b>said</b>	82, 102, 108
<b>do</b>	97, 107, 115	<b>saw</b>	139, 147
<b>don't</b>	120, 145	<b>see</b>	54, 75, 114
<b>down</b>	65, 71, 74, 76, 108	<b>she</b>	46, 69, 112
<b>for</b>	61, 75, 76, 109	<b>so</b>	83, 102, 109
<b>from</b>	94, 105, 115	<b>some</b>	86, 103, 109, 115
<b>get</b>	29, 36, 41	<b>that</b>	56, 70, 113
<b>go</b>	22, 38, 40	<b>the</b>	12, 35, 39
<b>got</b>	28, 36, 44	<b>their</b>	118, 141
<b>had</b>	25, 43	<b>them</b>	59, 70, 76, 110
<b>have</b>	84, 102, 108	<b>then</b>	58, 70, 112
<b>he</b>	45, 69, 111	<b>there</b>	91, 104, 111
<b>help</b>	96, 105, 112	<b>they</b>	60, 73, 76, 112
<b>her</b>	62, 73, 74, 116	<b>this</b>	57, 70, 111
<b>here</b>	138, 147	<b>time</b>	126, 147
<b>him</b>	14, 36, 41	<b>to</b>	11, 35, 37, 42
<b>his</b>	15, 36, 44	<b>too</b>	68, 75, 114
<b>house</b>	127, 142	<b>up</b>	19, 44
<b>I</b>	23, 38, 41	<b>very</b>	140, 147
<b>I'm</b>	122, 145	<b>was</b>	52, 72, 113
<b>if</b>	13, 42	<b>we</b>	47, 69, 115
<b>in</b>	3, 33, 37	<b>went</b>	88, 105, 112
<b>into</b>	30, 37, 40	<b>were</b>	90, 104, 109
<b>is</b>	1, 33, 41	<b>what</b>	100, 106, 115
<b>it</b>	2, 33, 42	<b>when</b>	98, 106, 111
<b>it's</b>	89, 104, 108, 116	<b>will</b>	50, 71, 74, 114
<b>just</b>	95, 105, 113	<b>with</b>	51, 71, 74, 76, 109
<b>like</b>	85, 102, 110	<b>you</b>	55, 73, 75, 110
<b>little</b>	92, 107, 110	<b>your</b>	132, 147

In addition to the mixed pages listed above, there are some pages which each contain quite a large number of words. Pages 77-81 practise words from the first two sections of the book. Pages 148-157 practise all the words in the book.