

he

Out of Sight

big


THE FIRST 45 COMMON WORDS

day

it

a

of




like

and

was


the



easy
learn

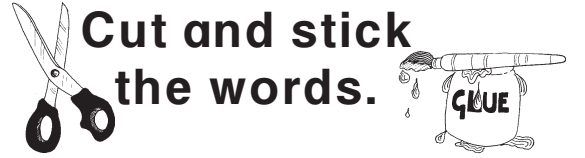
Contents

A brief outline of the task for the pupil is given in italics.
Each section covers all 45 words.


		pages
Section 1a Put the word in the..	<i>Choosing the sentence containing the correct word</i> 2 words per page Deals with the first 22 of the 45 words	1 to 11
Section 1b Write in the words	<i>Writing inside outline letters with coloured pencils</i> 3 to 4 words per page. Deals with the last 23 of the 45 words.  Practical note: Teachers may wish to help children who do not know their colour words by colouring the instructions in this section.	12 to 18
Section 2 Put a word on every line	<i>Filling in a specified word</i> 1 word per page; 4 sentences	19 to 63
Section 3 Join... Copy the words	<i>Joining/matching words and copying them</i> 4 words per page	64 to 74
Section 4 Which word?	<i>Choosing the sentence containing the correct word</i> 2 words per page	75 to 97
Section 5 Games	<i>4 games to photocopy and make for 2 to 4 pupils</i> 11 to 12 words per game	98 to 105
Word List	List of words used in the book, in the order in which they appear	106
Index	Alphabetical index showing where the words appear	107

Please note: *Out of Sight* uses the 45 words in the National Literacy Strategy Reception Year list. The word list on page 106 shows the order in which these words appear within each section of the book. Generally, the more common words appear at the beginning of each section. The exception is section 2, where the words appear alphabetically, purely for ease of reference.

Put the words in the car and helicopter.



Cut and stick the words.




a the a the a the

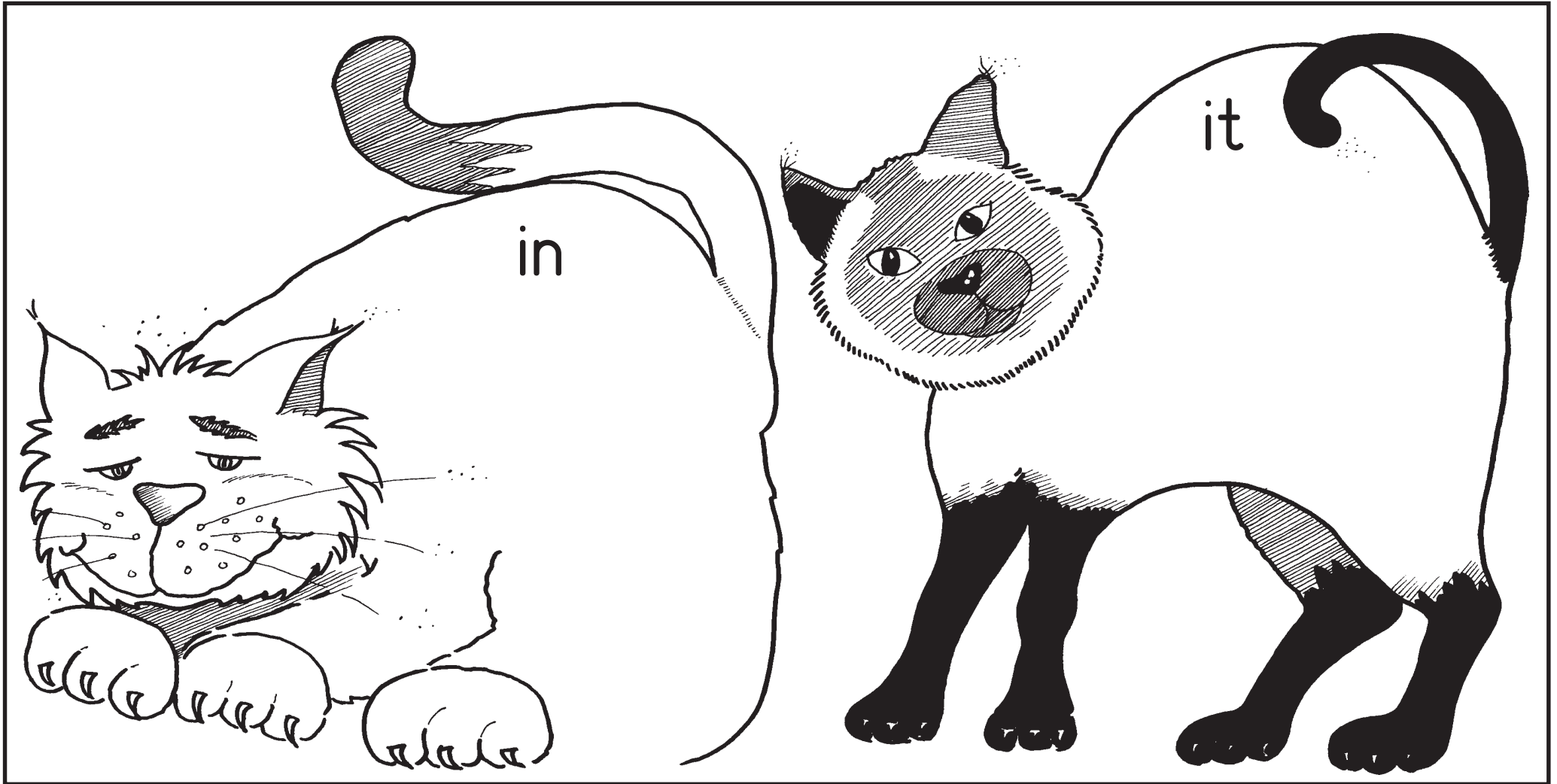
Put the words in the bus.



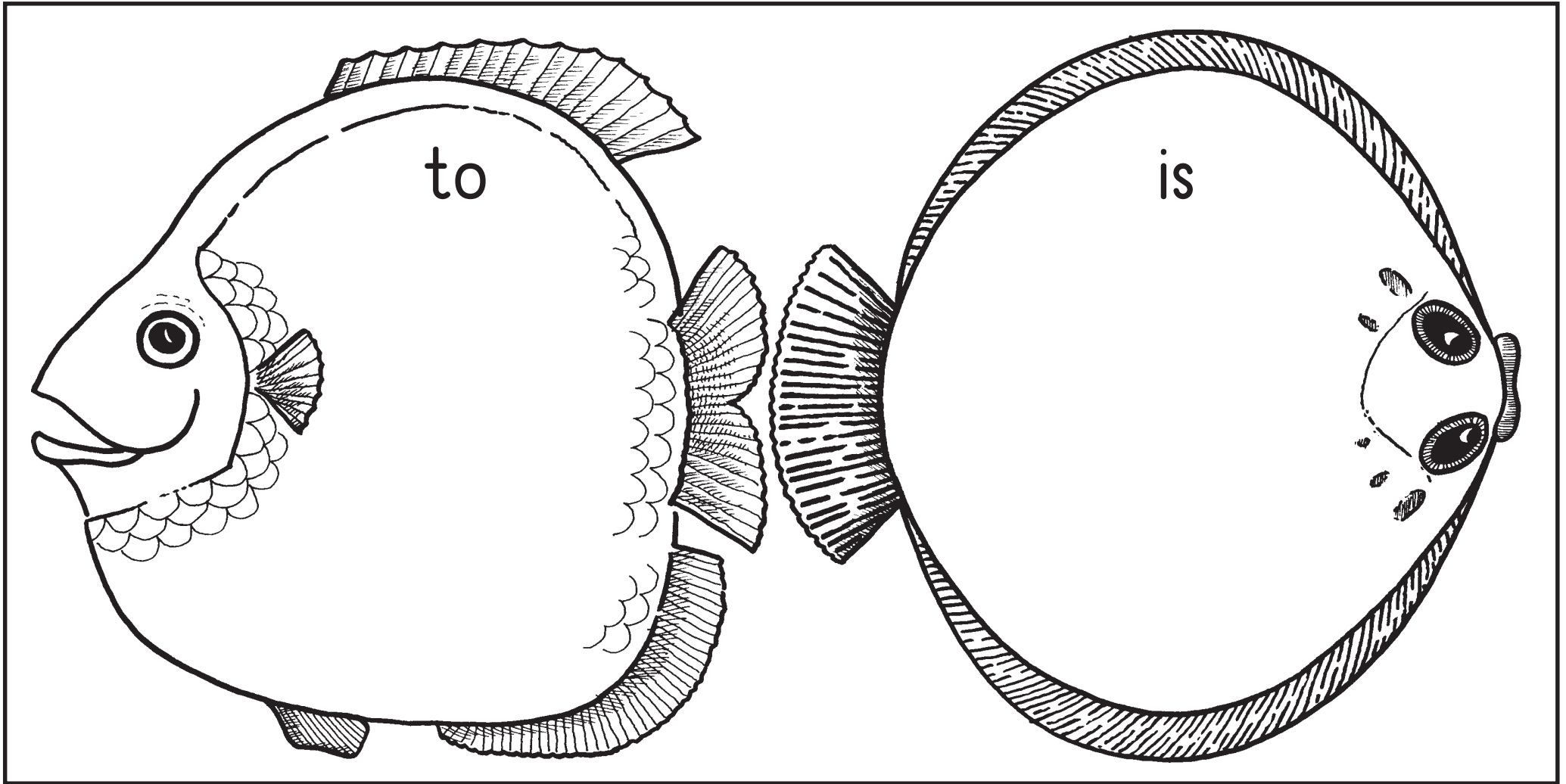
Cut and stick the words.



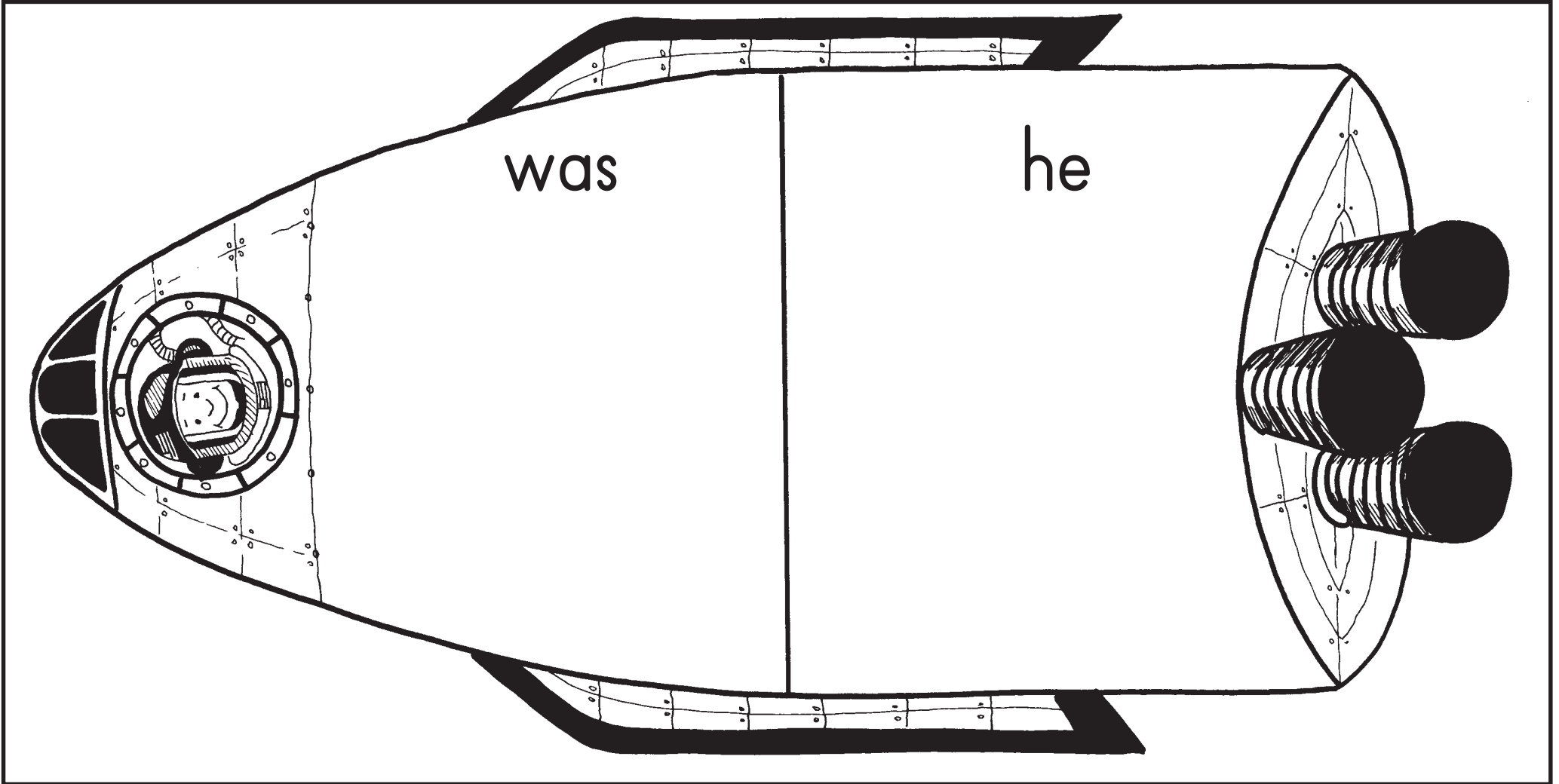
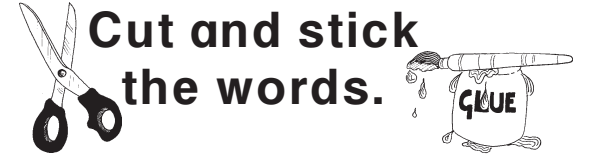
Put the words in the cats.



Put the words in the fish.



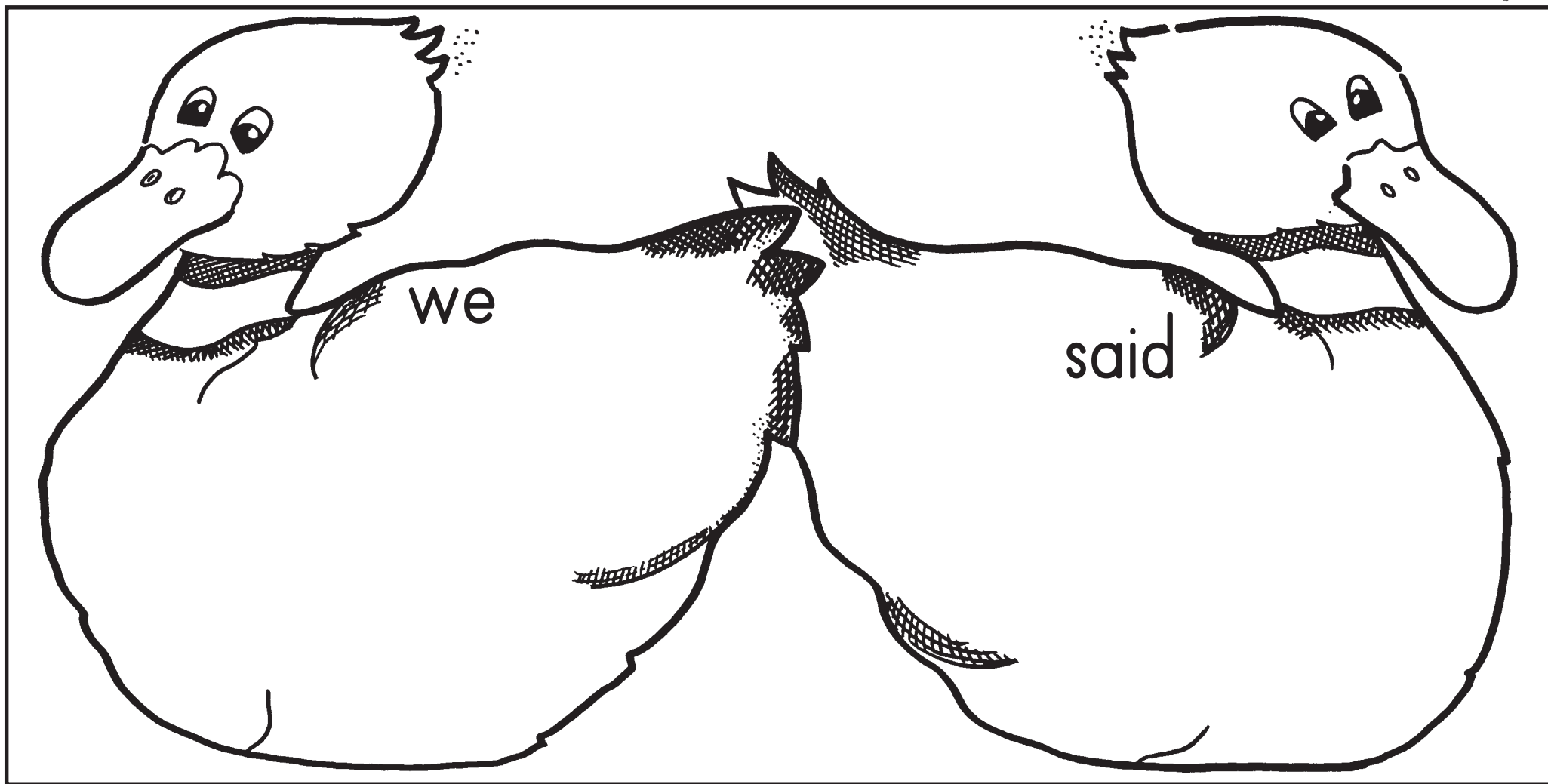
Put the words in the rocket.



Put the words in the ducks.

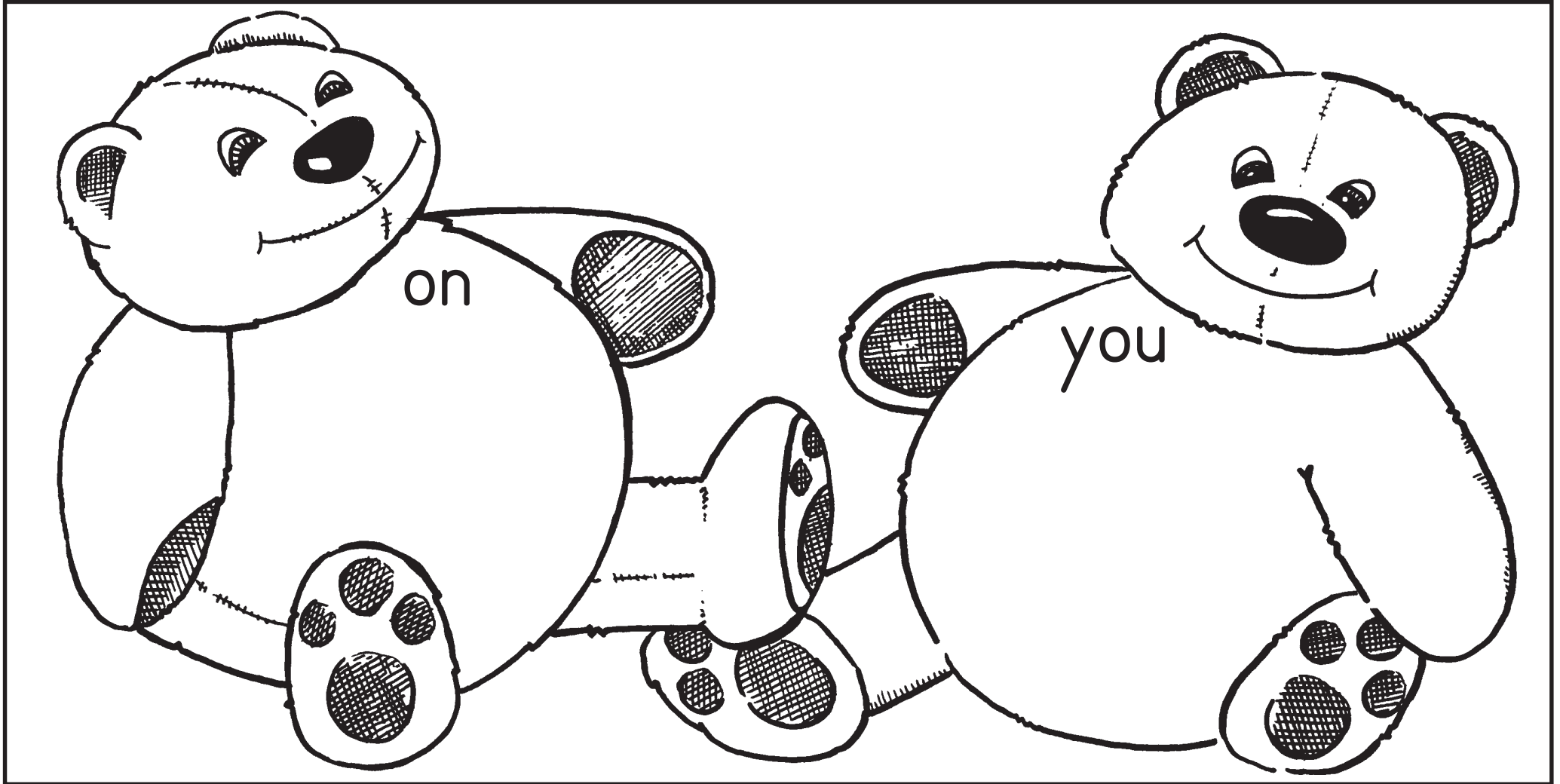


Cut and stick
the words.



we	said	we	said	we	said
----	------	----	------	----	------

Put the words in the teddies.




on | you | on | you | on | you

Put the words in the presents.

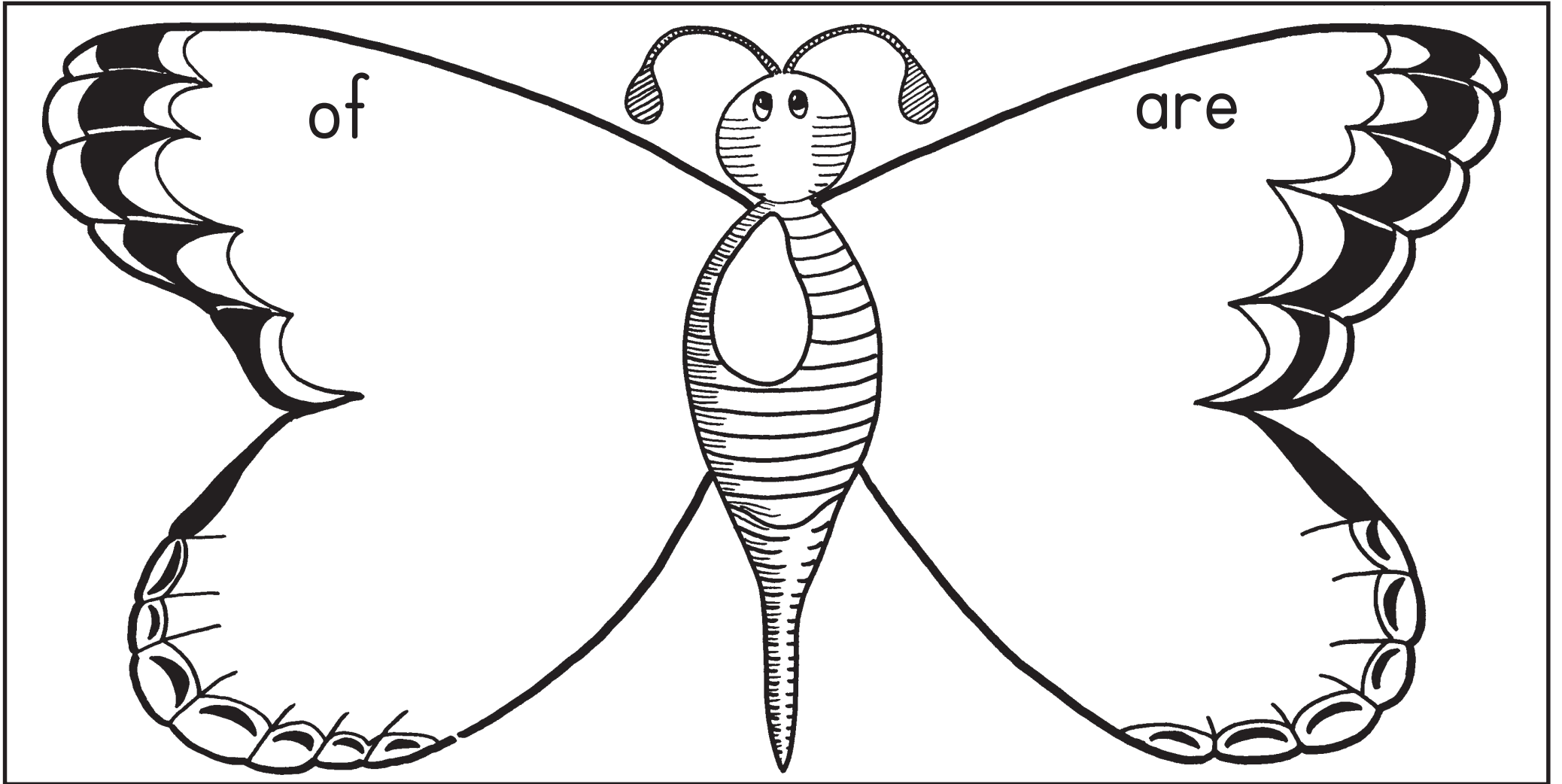


Cut and stick the words.



my went my went my went


Put the words in the butterfly.



Put the words in the tractor and trailer.




Cut and stick the words.



they at they at they at

Put the words in the computers.




she can she can she can

Write inside the words.

Write me in green.

Write go in red.

Write like in blue.




me go me
like
go like
like go
like me
me like go

Write inside the words.

Write all in green.

Write get in red.

Write up in blue.




get up get
all
up all up
all up
get get all

Write inside the words.

Write this **in green.**

Write see **in red.**

Write for **in blue.**



for see this

see for for

this this

see

this see for


Write inside the words.

Write come **in green.**

Write no **in red.**

Write am **in blue.**

Write yes **in yellow.**



no am yes
come
yes come
am yes
no come am


Write inside the words.

Write big **in green.**

Write play **in red.**

Write mum **in blue.**

Write dad **in yellow.**




play mum dad
dad dad
mum play big
big big dad
play mum

Write inside the words.

Write **day** in green.

Write **going** in red.

Write **look** in blue.




day going
look day
going day look
going going
day look look

Write inside the words.

Write **cat** in green.

Write **away** in red.

Write **dog** in blue.



dog cat dog
away
away cat cat
away dog
dog away cat




Write.

Put **a** on every _____

I have a toy


I have _____ train.




I have _____ doll.



I have _____ car.



I have _____ computer.



Put **all** on every _____



Write.

Washing up



I have washed _____ the cups.




I have washed _____ the plates.



I have washed _____ the bowls.



I have washed _____ the glasses.



Put **am** on every _____




Write.


Working




I _____ writing.



I _____ painting.



I _____ drawing.




I _____ cutting.




Put **and** on every _____





On the farm we see.....




horses _____ sheep,



pigs _____ cows,



hens _____ ducks,



dogs _____ cats.




Put **are** on every _____



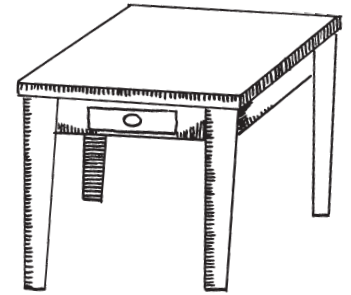
Write.

In my house.....

there _____ 4 beds,




there _____ 2 tables,



there _____ 6 chairs



and there _____ 3 wardrobes.




Put **at** on every _____



Write.

School




We read _____ school.




We write _____ school.



We have P.E. _____ school.



We paint _____ school.



Put **away** on every _____



Write.

Tidying up



I put my toys _____.



I put my books _____.



I put my clothes _____.




I put my crayons _____.

Put **big** on every _____

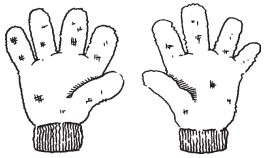


Write.


Big clothes




This hat is too _____.



These gloves are too _____.



This coat is too _____.



These boots are too _____.

Put **can** on every _____



Write.

P.E. lessons

I _____ skip.



I _____ hop.

I _____ jump.




I _____ run.

Put **cat** on every _____




Write.


Cats




This is a black _____.



This is a big _____.



This _____ is eating.



This _____ is sleeping.

Put **come** on every _____



Write.

Party invitations



Put **dad** on every _____




Write.

Baby Benjy 


Benjy's _____ feeds him.



Benjy's _____ washes him.



Benjy's _____ plays with him.



Benjy's _____ cuddles him.



Put **day** on every _____



Write.

Today



It is a sunny _____.



It is a rainy _____.



It is a cold _____.




It is a windy _____.

Put **dog** on every _____



Write.


Dogs



This is Ben's _____.



This is Alice's _____.



This is Tim's _____.



This is my _____.

Put **for** on every _____




Write.

My birthday



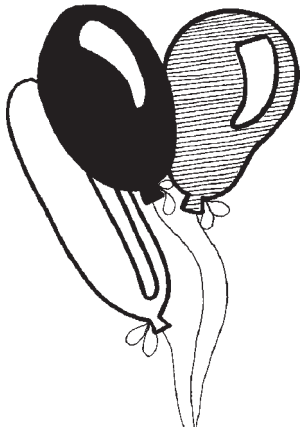
I had presents _____ my birthday.




I had a cake _____ my birthday.



I had balloons _____ my birthday.



I had a party _____ my birthday.



Put **get** on every _____




Write.

Shopping



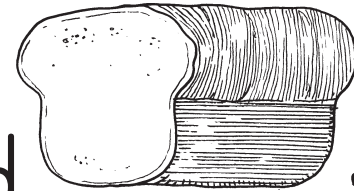
Please _____ some apples.



Please _____ some carrots.



Please _____ some bread.



Please _____ some flowers.




Put **go** on every _____




Write.

On Saturdays.....

we _____ to the park,



we _____ to the pub,



we _____ to the shops



and we _____ to Granny's house.



Put **going** on every _____



Write.

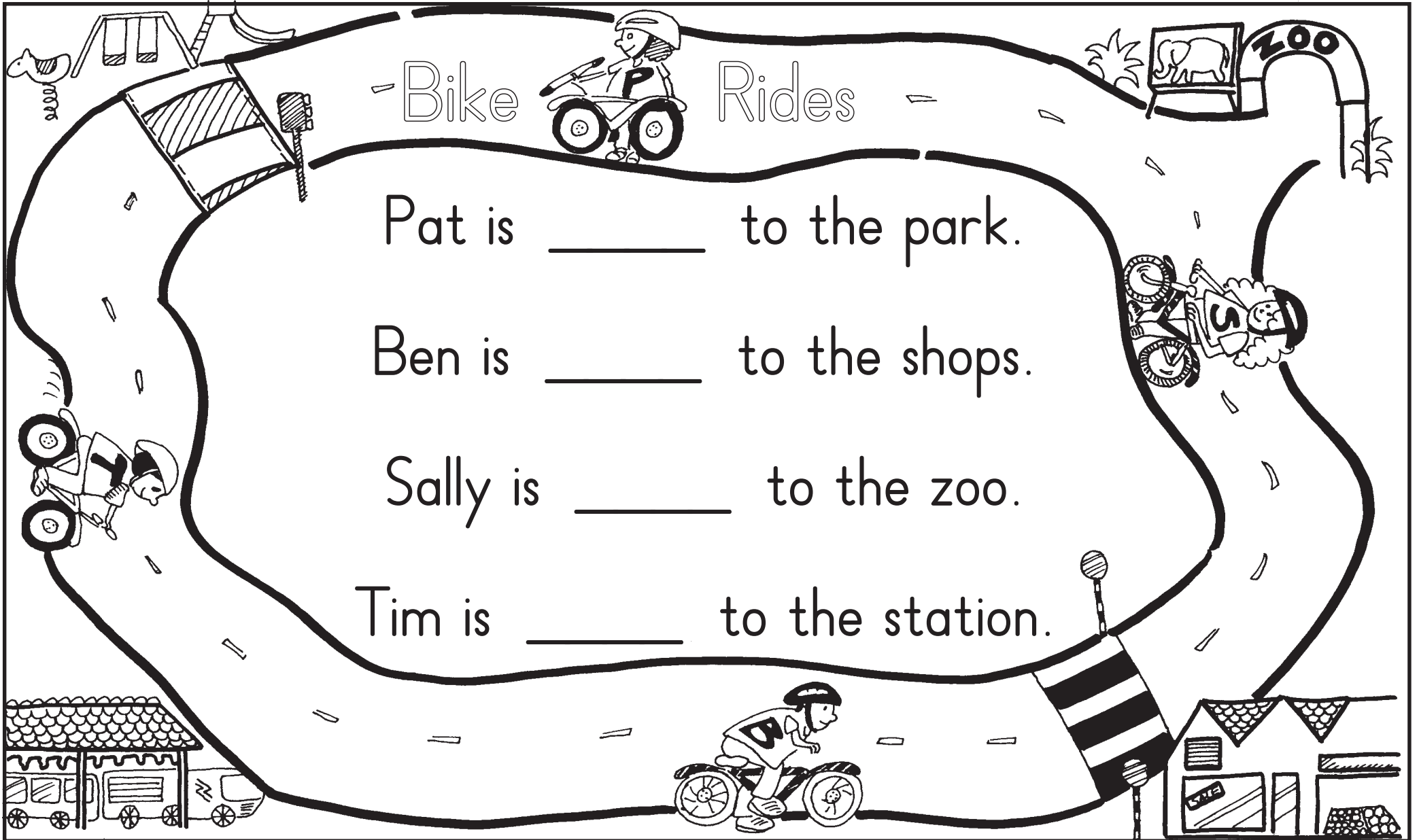
- Bike Rides -

Pat is _____ to the park.

Ben is _____ to the shops.

Sally is _____ to the zoo.

Tim is _____ to the station.




Put **he** on every _____



Write.

The boy is in the bath and ...

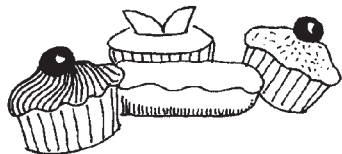


Put **I** on every _____




Write.

I like food




_____ like cake.




_____ like chips.



_____ like apples.



_____ like sandwiches.




Put **in** on every _____




Write.

In my house

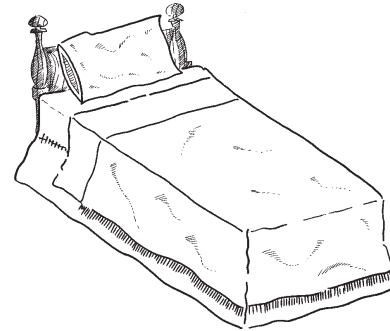
I have a television _____ my house.



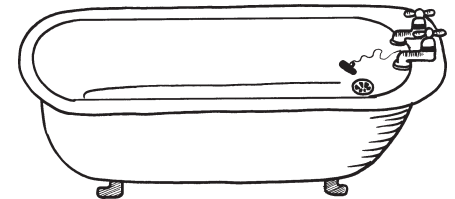
I have a table _____ my house.



I have a bed _____ my house.



I have a bath _____ my house.



Put **is** on every _____



Write.

Look at the girls



This girl _____ happy.



This girl _____ sad.



This girl _____ crying.



This girl _____ sleeping.

Put **it** on every _____



Write.


The weather




Today _____ is raining.



Today _____ is sunny.



Today _____ is cloudy.



Today _____ is snowing.



Put **like** on every _____




Write.


My toys




I _____ cars.




I _____ dolls.



I _____ Lego.



I _____ teddies.



Put **look** on every _____




Write.


At the seaside



We _____ at the boats.



We _____ at the birds.



We _____ at the lighthouse.



We _____ at the rocks.




Put **me** on every _____




Write.

Helping

My mum likes _____ to help.



My dad likes _____ to help.



My teacher likes _____ to help.



My sister likes _____ to help.



Put **mum** on every _____



Write.

Going to School

Kasim waves to his _____.



Charlotte waves to her _____.



Tim waves to his _____.

I wave to my _____.

Put **my** on every _____




Write.

Pets





I love _____ cat.



I love _____ dog.

I love _____ rabbit.




I love _____ goldfish.

Put **no** on every _____





Write.



Look at that!




That tree has _____ leaves.



That car has _____ wheels.



That dog has _____ collar.



That cup has _____ handle.



Put **of** on every _____





Write.


Fruit



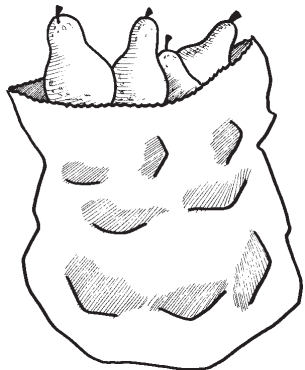

I eat lots _____ bananas,




lots _____ apples,



lots _____ oranges



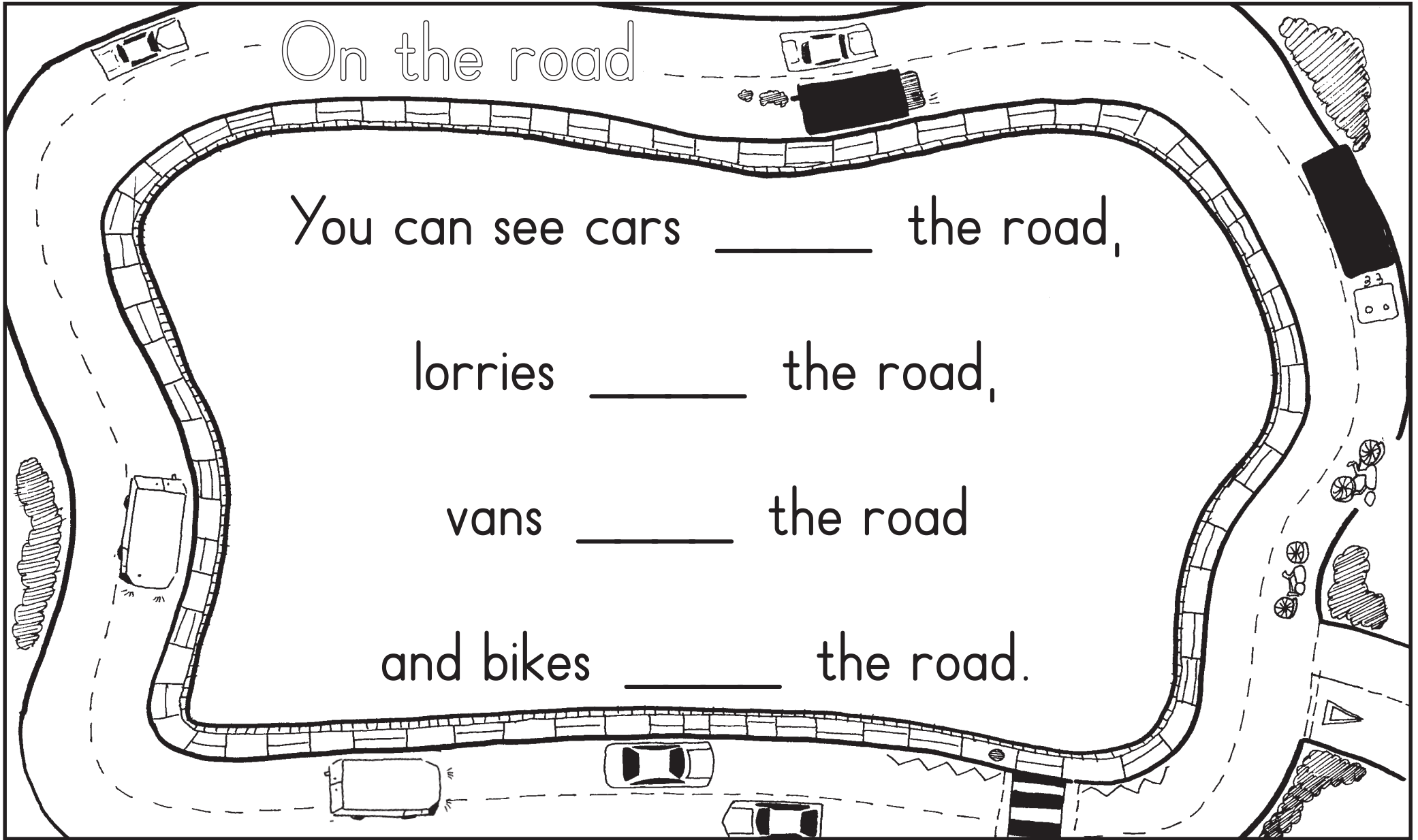
and lots _____ pears.



Put on on every _____



Write.



On the road

You can see cars _____ the road,

lorries _____ the road,

vans _____ the road

and bikes _____ the road.

Put **play** on every _____




Playtime

We can _____ football.



We can _____ marbles.

We can _____ hopscotch.



We can _____ skipping.


Put **said** on every _____





Write.

I went....

"I went fishing," _____ Sam.




"I went swimming," _____ Dot.



"I went dancing," _____ Jim.



"I went walking," _____ Rob.



Put **she** on every _____




On the beach

What is _____ making?



What is _____ collecting?



What is _____ eating?

What is _____ reading?



Put **see** on every _____




Write.

I can _____ trees.

I can _____ houses.

I can _____ the river.


I can _____ the road.



Put **the** on every _____



Write.



In the garden

I like _____ birds.

I like _____ trees.

I like _____ flowers.

I like _____ spiders.

Put **they** on every _____




Write.

Doing things

What are _____ eating?



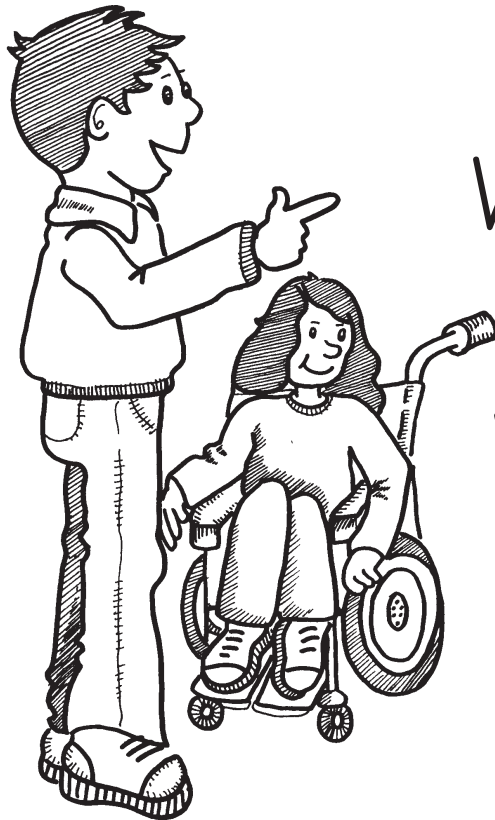
What are _____ watching?



What are _____ drinking?



What are _____ playing?



Put **this** on every _____




Write.

Shopping

I like _____ T-shirt.



I like _____ hat.



I like _____ bag.

I like _____ coat.




Put **to** on every _____




Write.

The magic carpet

We can go _____ the seaside.



We can go _____ the park.



We can go _____ the shop.



We can go _____ the moon.




Put **up** on every _____



I go up



I go _____ the stairs.



I go _____ the ladder.



I go _____ the escalator.




I go _____ to bed.

Put **was** on every _____



Write.

My friend



My friend _____ swimming.




My friend _____ dancing.



My friend _____ jumping.



My friend _____ eating.



Put **we** on every _____



Write.

At the playground...

_____ go on the roundabout,




_____ go on the swings,



_____ go on the slide



and _____ go on the climbing frame.




Put **went** on every _____




Write.

Into Space



I _____ in a round ship.



I _____ in a square ship.



I _____ in a ship shaped like a triangle.



I _____ in an oblong ship.

Put **yes** on every _____



Write.

Decorating

Will you help me, please?



Sandeep will say '_____.'



Jordan will say '_____.'



Hannah will say '_____.'



Robert will say '_____.'




Put **you** on every _____



Write.

What do you like?

Do _____ like monsters?



Do _____ like ghosts?


Do _____ like witches?



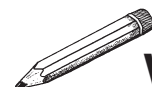
Do _____ like me?

Match the words.

Join the flowers to the flowerpots.



Copy the words.




Write.

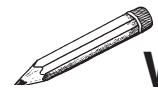
a the and I in

Match the words.

Join the kites to the children.



Copy the words.



Write.

it

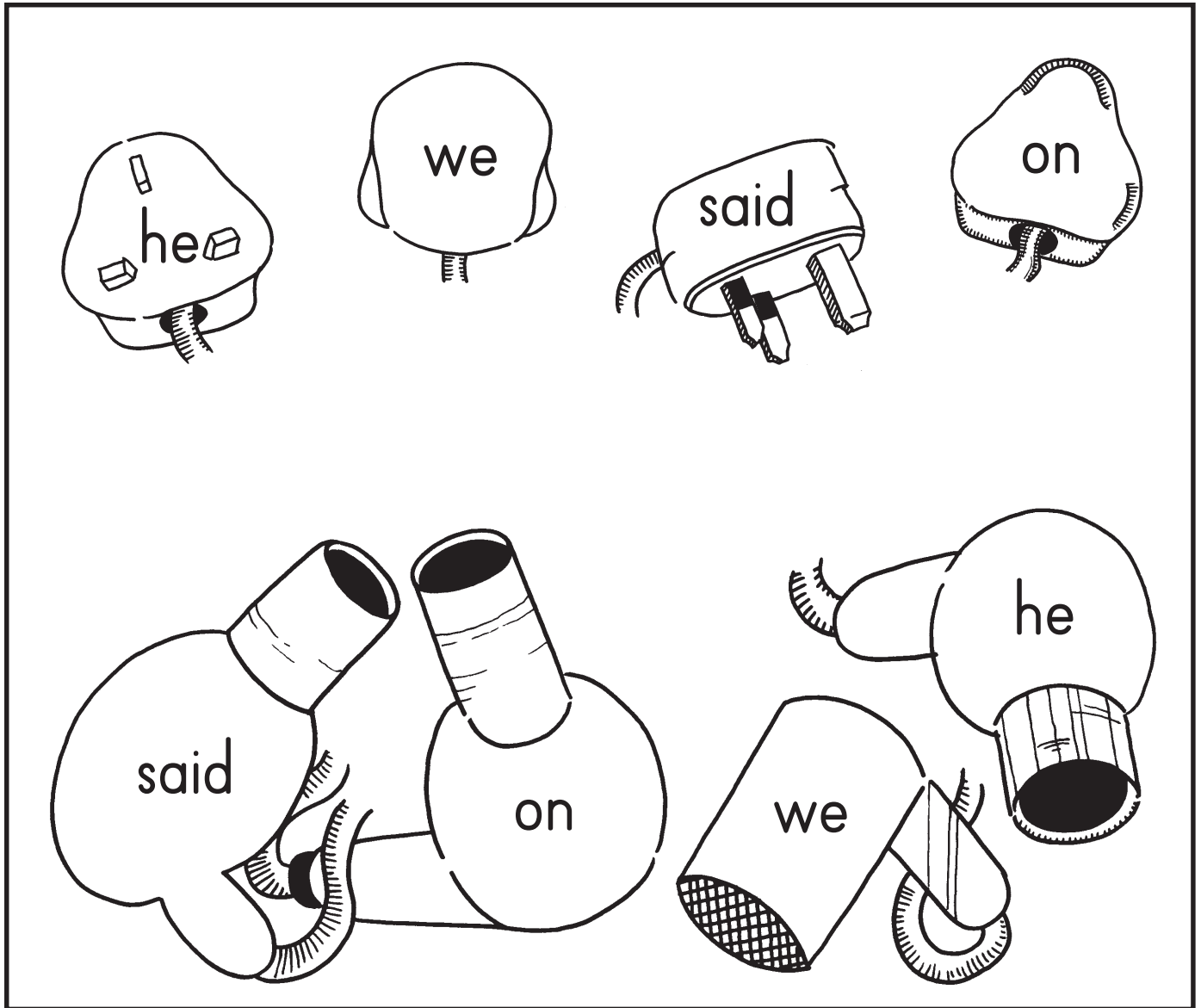
to

is

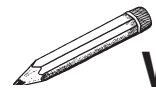
was

Match the words.

Join the plugs to the hairdryers.



Copy the words.



Write.


he

we

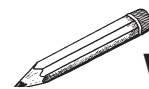
said

on

Match the words. Join the balls of wool to the kittens.



Copy the words.



Write.

you


my

went

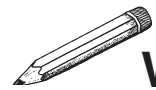
of

Match the words.

Join the cars to the children.



Copy the words.



Write.

are

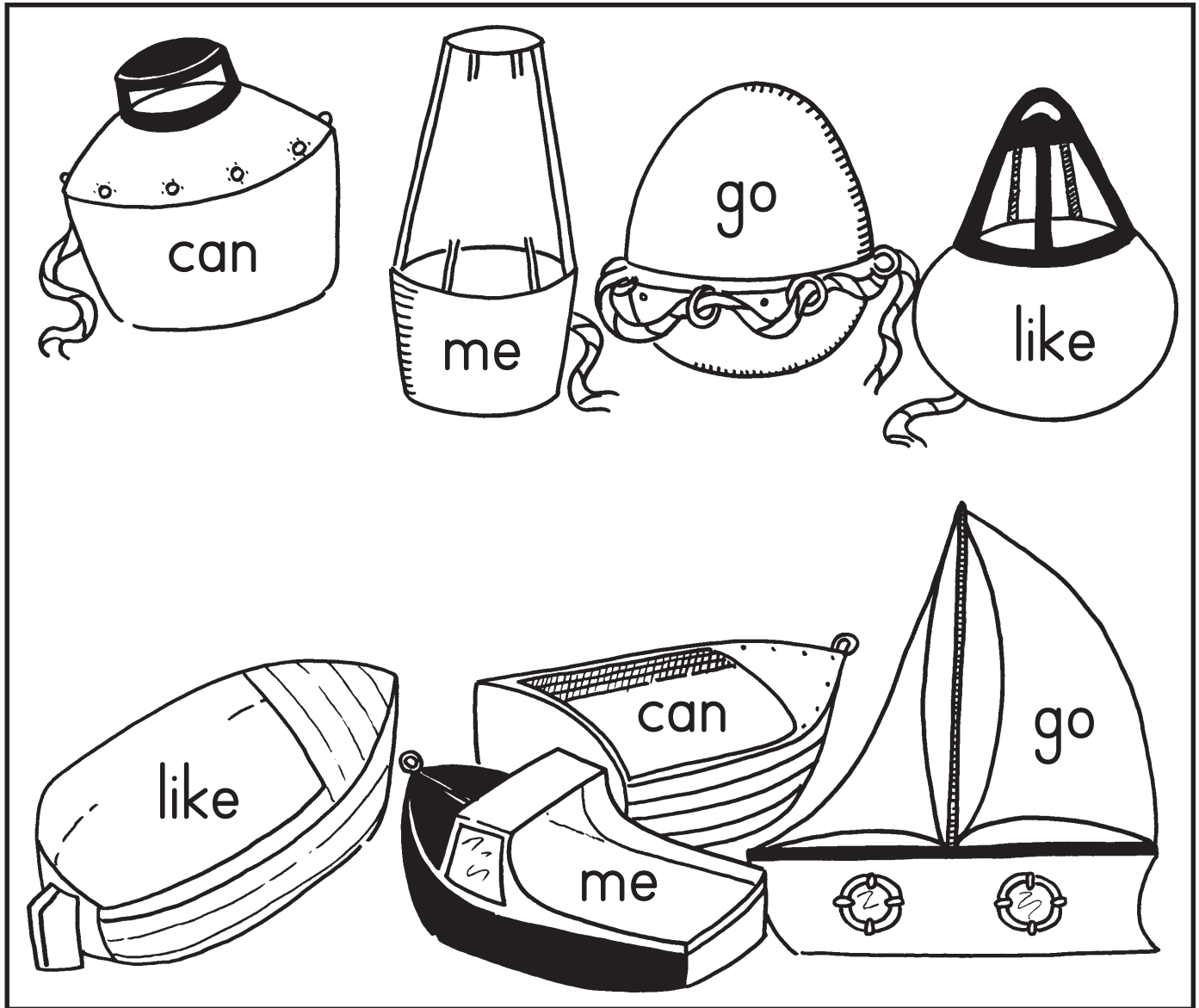
they

at

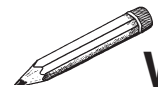
she

Match the words.

Join the buoys to the boats.



Copy the words.



Write.

can

me

go


like

Match the words.

Join the children to the presents.



Copy the words.



Write.

all


get

up

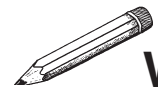
this

Match the words.

Join the computers to the mice.



Copy the words.



Write.

see


for

come

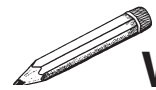
no

Match the words.

Join the balloons to the clowns.



Copy the words.



Write.


am

yes

big

play

Match the words. Join the fire-engines to the firefighters. 



Copy the words.

 **Write.**

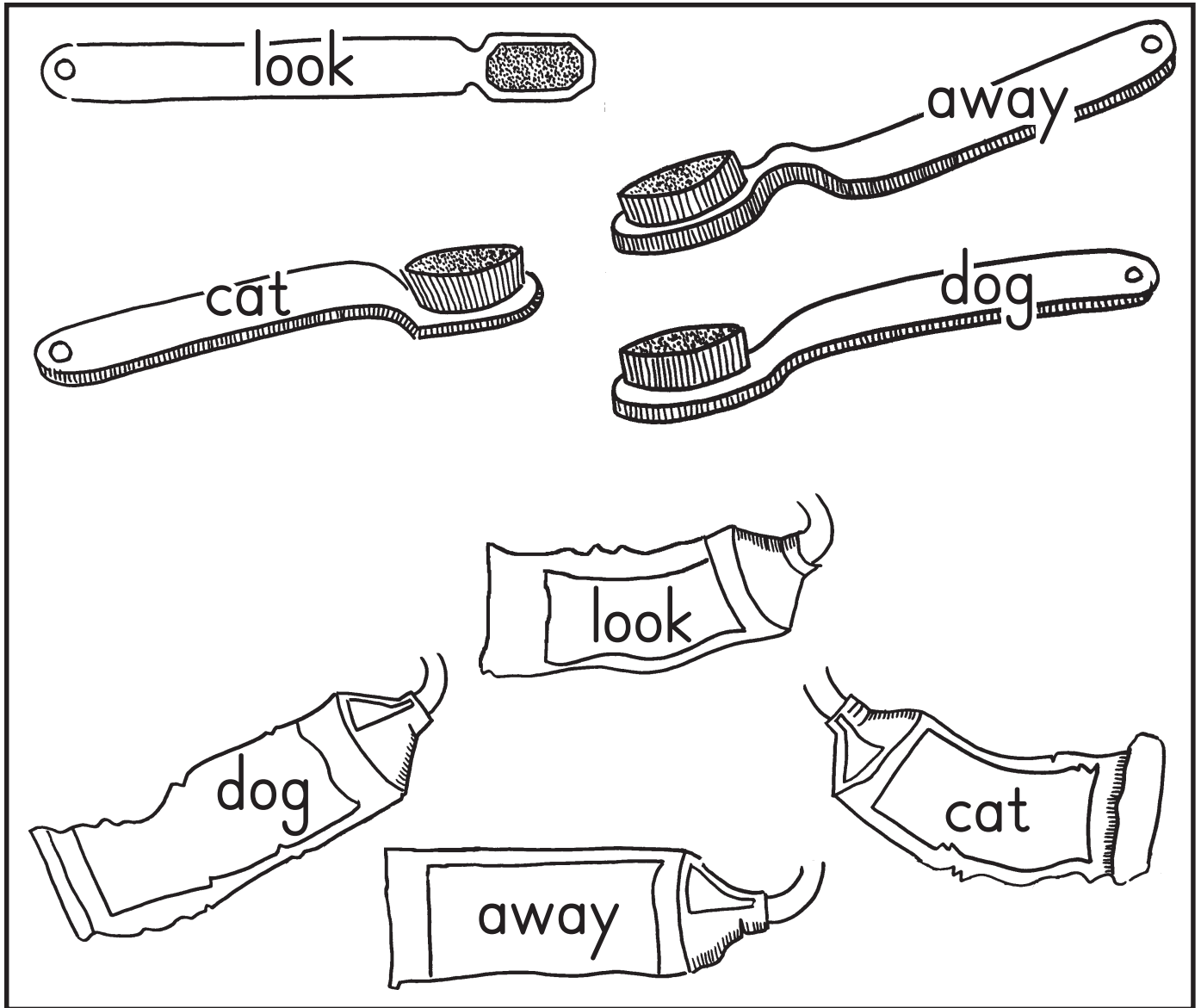
mum

dad

day

going

Match the words. Join the toothbrushes to the toothpaste tubes. 



Copy the words.

 **Write.**

look

cat

away


dog

Which word?

a the




or



We are going for a walk.

We are going for the walk.



Look at the elephant.


Look at a elephant.

Which word?

and I



or



I have a hat and a scarf.

I have a hat I a scarf.



And am hot.

I am hot.

Which word?


in it

✓ or ✗



Put in in the bin.

Put it in the bin.



She is in bed.

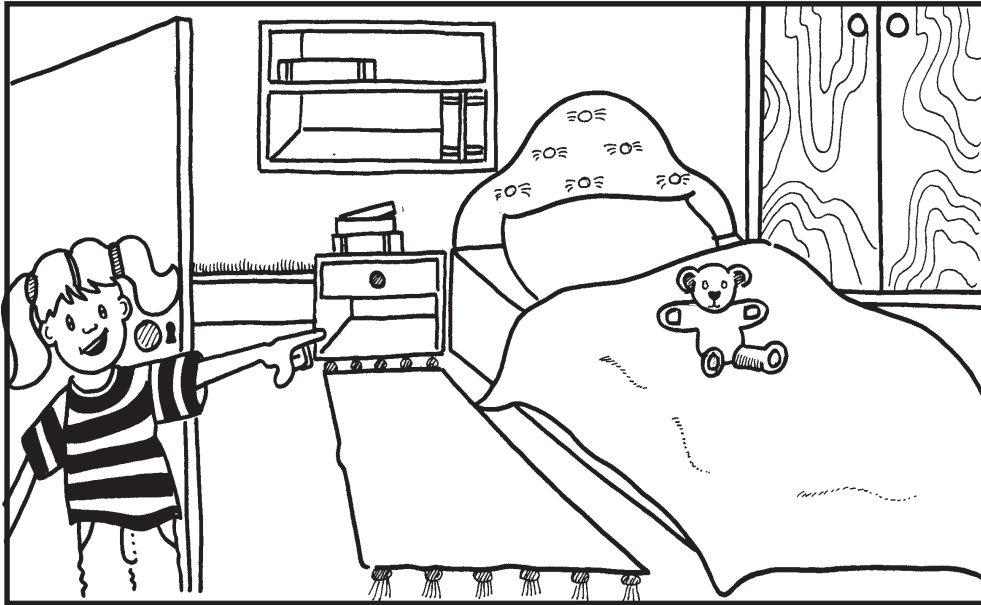
She is it bed.

Which word?

to is




or



This is my bedroom.

This to my bedroom.



We are going is the park.

We are going to the park.

Which word?

was he




or



I he 6 yesterday.

I was 6 yesterday.



What is was doing?


What is he doing?

Which word?

we said




or



She we, "Hello!"

She said, "Hello!"



Can said go out?

Can we go out?

Which word?

on you



or



The book is on the table.

The book is you the table.



This is for on.

This is for you.

Which word? **my** **went** ✓ or ✗



I went to the fair on Saturday.

I my to the fair on Saturday.



That is went house.


That is my house.

Which word?

of are



or



Here is a cup are tea.

Here is a cup of tea.



The animals of sleeping.

The animals are sleeping.

Which word?

they at




or



The boy is they the shop.


The boy is at the shop.



What are they playing?


What are at playing?

Which word? **she** **can** ✓ or ✗



I she ride a bike.

I can ride a bike.



Here is my friend, can is tall.


Here is my friend, she is tall.

Which word?

me go




or



Look at me!

Look at go!



The green man means me.


The green man means go.

Which word?

like all




or



I all watching television.

I like watching television.



Look at like my pets.


Look at all my pets.

Which word?

get up



or



I get get at 7 o'clock.

I get up at 7 o'clock.



I am going up the ladder.

I am going get the ladder.


Which word?

this

see




or



I can see the moon.

I can this the moon.



I will work on see computer.

I will work on this computer.

Which word? **for** **come** ✓ or ✗



I for to school by bus.

I come to school by bus.




Thank you come the sweet.

Thank you for the sweet.

Which word?


no am

✓ or ✗



I no in the bath.

I am in the bath.



He has am coat.

He has no coat.


Which word?

yes

big




or



This box is big.

This box is yes.



The baby can say 'yes.'


The baby can say 'big.'

Which word? **play** **mum** ✓ or ✗



We play with the cars.

We mum with the cars.



I have hair like my play.


I have hair like my mum.

Which word?

dad day



or



It is a sunny day.


It is a sunny dad.



Sam is with his dad.


Sam is with his day.

Which word? **going** **look** ✓ or ✗



They are going to watch a video.


They are look to watch a video.



I like to going at the fish.


I like to look at the fish.

Which word? **cat** **away** ✓ or ✗



My dog has run away.


My dog has run cat.



Here is a away and a dog.


Here is a cat and a dog.

Which word? **dog** **look** ✓ or ✗



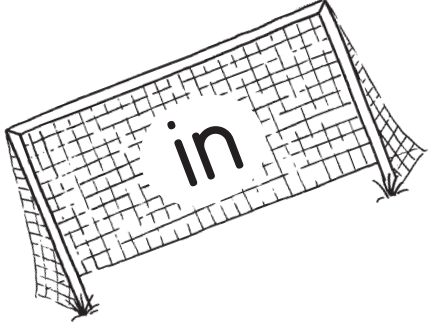

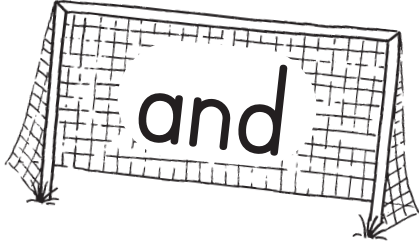
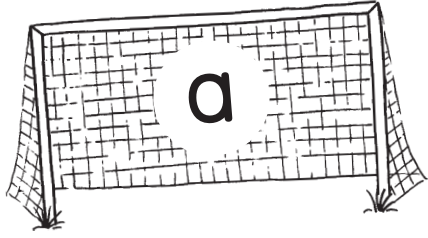
This is my look.

This is my dog.

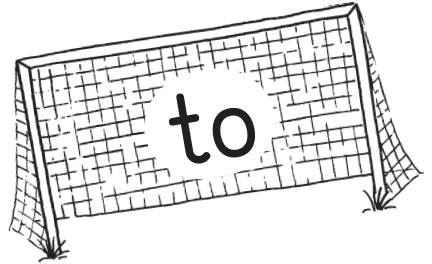



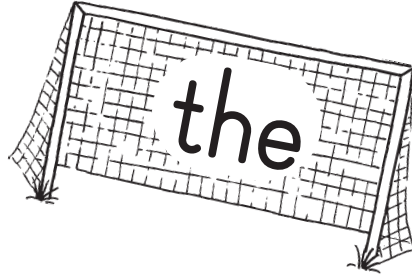

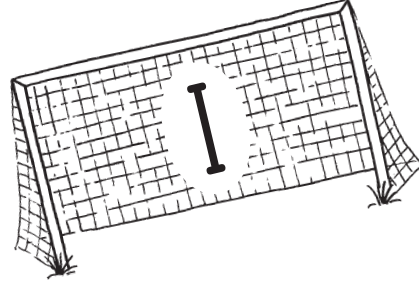








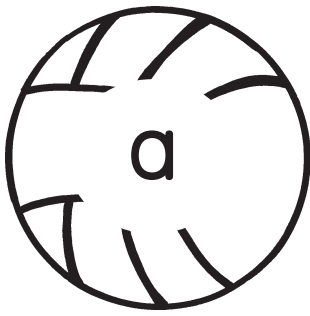
Come and dog at my house.

Come and look at my house.



Goal!





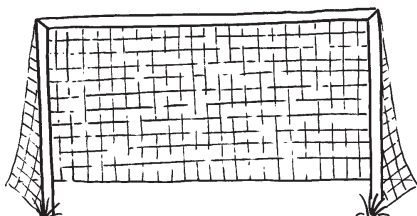
Notes for teacher

TO MAKE

Photocopy, colour and cover as many baseboards (*Goal!* sheets) as required. We suggest between 2 and 4. Photocopy, cut out and cover the 11 word footballs above (1 set for each baseboard). Cut out the *TO PLAY* instructions opposite and keep them with the game. Fill in the number of players.

Handy note:

The sheets could also be photocopied and used as a Record of Achievement: as the child reads the words he/she can stick a football on the appropriate goal.



TO PLAY



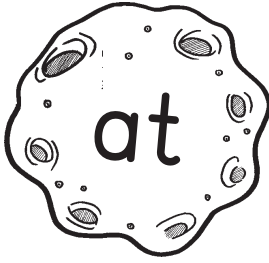


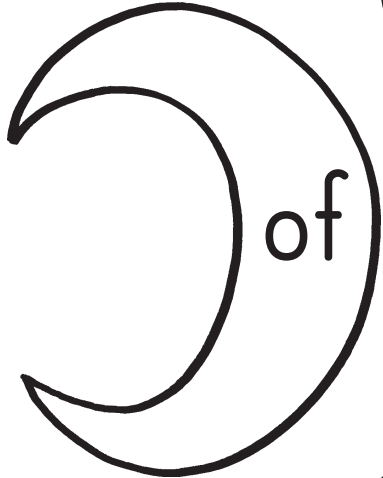


Goal!

A game for ____ players.

Each player has a baseboard. Place all the footballs face down on the table. Each player in turn picks up a football, reads the word on it aloud, and places it over the correct goal net on his/her baseboard. Should the player read the word incorrectly, or should the player choose a word that is already covered, the football card is returned to the table face down. The first player to correctly cover all of the goal nets on his/her baseboard shouts "Goal!" and wins the game.

Note: For less able readers the game can be used as a simple **matching** game. For more able readers the game can be played as a "bingo" game with one pupil or the teacher as the "caller".

Outer Space





Notes for teacher

TO MAKE

Photocopy, colour and cover as many baseboards (**Outer Space** sheets) as required. We suggest between 2 and 4. Photocopy, cut out and cover the 11 word stars above (1 set for each baseboard). Cut out the *TO PLAY* instructions opposite and keep them with the game. Fill in the number of players.

Handy note:

The sheets could also be photocopied and used as a Record of Achievement: as the child reads the words he/she can stick a star on the appropriate planet/rocket/spaceship.



TO PLAY

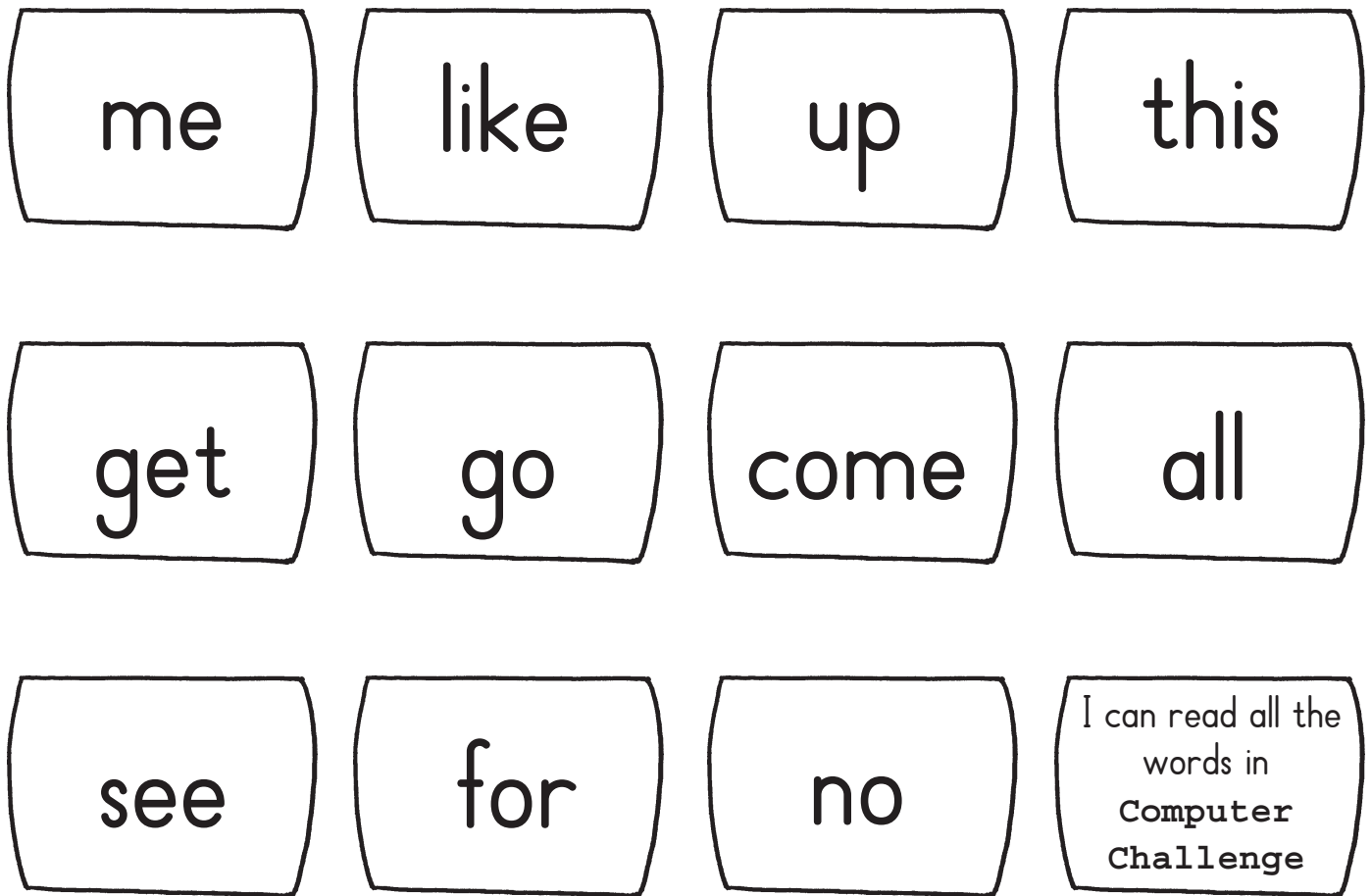
Outer Space A game for ____ players.

Each player has a baseboard. Place all the stars face down on the table. Each player in turn picks up a star, reads the word on it aloud, and places it over the correct planet/rocket/spaceship on his/her baseboard. Should the player read the word incorrectly, or should the player choose a word that is already covered, the star card is returned to the table face down. The first player to correctly cover all of the pictures on his/her baseboard shouts "Blast off!" and wins the game.

Note: For less able readers the game can be used as a simple **matching** game. For more able readers the game can be played as a "bingo" game with one pupil or the teacher as the "caller".



Computer Challenge




Notes for teacher

TO MAKE

Photocopy, colour and cover as many baseboards (**Computer Challenge** sheets) as required. We suggest between 2 and 4. Photocopy, cut out and cover the 11 word screens above (1 set for each baseboard). Cut out the *TO PLAY* instructions opposite and keep them with the game. Fill in the number of players.

Handy note:

The sheets could also be photocopied and used as a Record of Achievement: as the child reads the words he/she can stick a screen on the appropriate computer monitor.








TO PLAY

Computer Challenge




A game for ____ players.


Each player has a baseboard. Place all the screens face down on the table. Each player in turn picks up a screen, reads the word on it aloud, and places it over the correct computer monitor on his/her baseboard. Should the player read the word incorrectly, or should the player choose a word that is already covered, the screen card is returned to the table face down. The first player to correctly cover all of the computer monitors on his/her baseboard shouts "Disk full!" and wins the game.

Note: For less able readers the game can be used as a simple **matching** game. For more able readers the game can be played as a "bingo" game with one pupil or the teacher as the "caller".



All Aboard!






Notes for teacher

TO MAKE

Photocopy, colour and cover as many baseboards (**All Aboard!** sheets) as required. We suggest between 2 and 4. Photocopy, cut out and cover the 12 lobster pots above (1 set for each baseboard). Cut out the **TO PLAY** instructions opposite and keep them with the game. Fill in the number of players.

Handy note:

The sheets could also be photocopied and used as a Record of Achievement: as the child reads the words he/she can stick a lobster pot on the appropriate fishing boat.



TO PLAY

All Aboard!

A game for ____ players.

Each player has a baseboard. Place all the lobster pots face down on the table. Each player in turn picks up a lobster pot, reads the word on it aloud, and places it over the correct fishing boat on his/her baseboard. Should the player read the word incorrectly, or should the player choose a word that is already covered, the lobster pot card is returned to the table face down. The first player to correctly cover all of the pictures on his/her baseboard shouts "Land ahoy!" and wins the game.

Note: For less able readers the game can be used as a simple **matching** game. For more able readers the game can be played as a "bingo" game with one pupil or the teacher as the "caller".

Word List

↓ a	said	me	am
the	on	go	yes
and	you	like	big
I	my	all	play
in	went	get	mum
it	of	up	dad
to	are	this	day
is	they	see	going
was	at	for	look
he	she	come	cat
we	can	no	away
			dog

Teacher's note: *Out of Sight* covers the 45 high-frequency words suggested by the England and Wales *National Literacy Strategy* for Reception Year pupils. The order they appear in within each section of this book, except section 2, is shown above. In section 2 the words appear in alphabetical order for ease of reference. This page may be used as an assessment or record sheet.

Index

	Page
a	1, 19, 64, 75, 98
all	13, 20, 70, 87, 102
am	15, 21, 72, 91, 104
and	2, 22, 64, 76, 98
are	9, 23, 68, 83, 100
at	10, 24, 68, 84, 100
away	18, 25, 74, 96, 104
big	16, 26, 72, 92, 104
can	11, 27, 69, 85, 100
cat	18, 28, 74, 96, 104
come	15, 29, 71, 90, 102
dad	16, 30, 73, 94, 104
day	17, 31, 73, 94, 104
dog	18, 32, 74, 97, 104
for	14, 33, 71, 90, 102
get	13, 34, 70, 88, 102
go	12, 35, 69, 86, 102
going	17, 36, 73, 95, 104
he	5, 37, 66, 79, 98
I	2, 38, 64, 76, 98
in	3, 39, 64, 77, 98
is	4, 40, 65, 78, 98
it	3, 41, 65, 77, 98

	Page
like	12, 42, 69, 87, 102
look	17, 43, 74, 95, 97, 104
me	12, 44, 69, 86, 102
mum	16, 45, 73, 93, 104
my	8, 46, 67, 82, 100
no	15, 47, 71, 91, 102
of	9, 48, 67, 83, 100
on	7, 49, 66, 81, 100
play	16, 50, 72, 93, 104
said	6, 51, 66, 80, 100
see	14, 52, 71, 89, 102
she	11, 53, 68, 85, 100
the	1, 54, 64, 75, 98
they	10, 55, 68, 84, 100
this	14, 56, 70, 89, 102
to	4, 57, 65, 78, 98
up	13, 58, 70, 88, 102
was	5, 59, 65, 79, 98
we	6, 60, 66, 80, 98
went	8, 61, 67, 82, 100
yes	15, 62, 72, 92, 104
you	7, 63, 67, 81, 100
