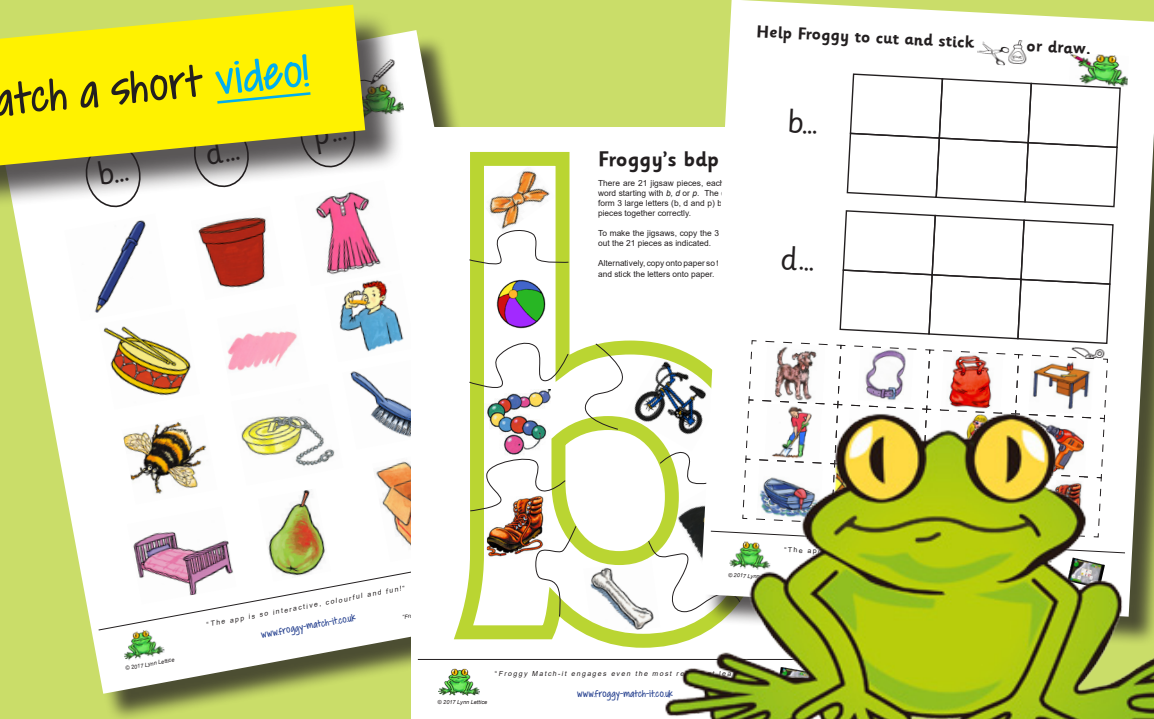


Watch a short [video!](#)



Froggy's bdp phonics sheets

PHONICS: LETTER REVERSALS BDP

These 9 free worksheets focus on the problem of confusing the letters 'b', 'd' and 'p'.

The sheets were designed to accompany the [Froggy Match-it](#) phonics app at levels 1 and 2, but can be used by any children learning phonics.

The pdf consists of 9 worksheets. Tasks include cut and stick, matching pictures to the correct letter and multiple choice in sentences. A jigsaw for each of the 3 letters is also included.


[Froggy Match-it](#) is a graded, interactive phonics game for use on a tablet or phone.

It is meant for beginner readers who know most of the single letter sounds and is designed to fit in with the phonics schemes used in schools.

[Froggy Match-it](#) is ideal for use in school and at home.



Try the free version of the app now!















froggy-match-it.co.uk

Help Froggy to cut and stick   or draw.



b...

d...















Help Froggy to cut and stick or draw.



b...

p...



"Especially good for parents wanting to support their children's learning."





Help Froggy to join to b or d or p.



b...

d...

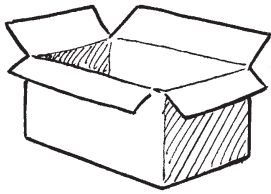
p...



b or d or p ?

Help Froggy to write the first letter.


Help Froggy to write the word.



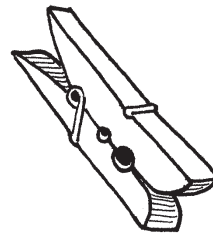
__OX




__ig



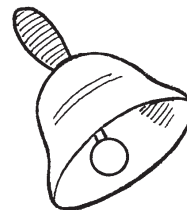
__ag



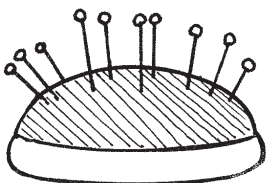
__eg



__uck



__ell



__in



__oll



"This app has huge potential for young children to work on their phonics."




b or d or p ?

Help Froggy to write the missing letter.


Help Froggy to write the word.



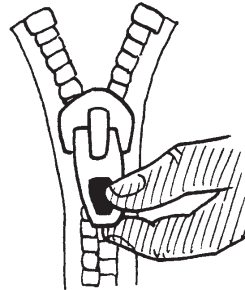
ta__




we__



she__



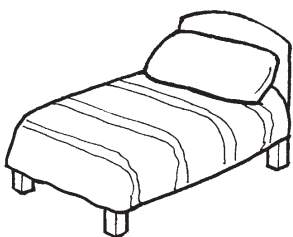
zi__



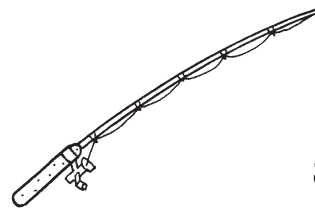
tu__



cu__



be__



ro__



Help Froggy to write the correct word.



1. This is a cap (cap/cab)



2. Pam had a _____ (cub/cup) of tea.

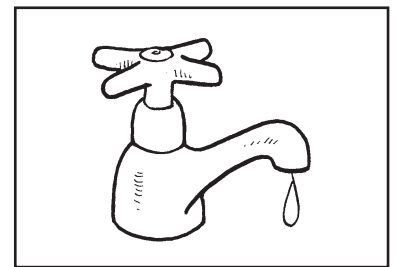


3. Dan likes to _____ the drum. (bang/pang)

4. He has a cat and a _____ . (bog/dog)

5. Ted is _____ . (sad/sap)



6. Ben went _____ to school. (pack/back)



pat/bat

pan/ban

tap/tab




Froggy's bdp Jigsaws

There are 21 jigsaw pieces, each one with a picture of a word starting with *b*, *d* or *p*. The object of the activity is to form 3 large letters (*b*, *d* and *p*) by putting the groups of 7 pieces together correctly.


To make the jigsaws, copy the 3 pages onto card and cut out the 21 pieces as indicated.

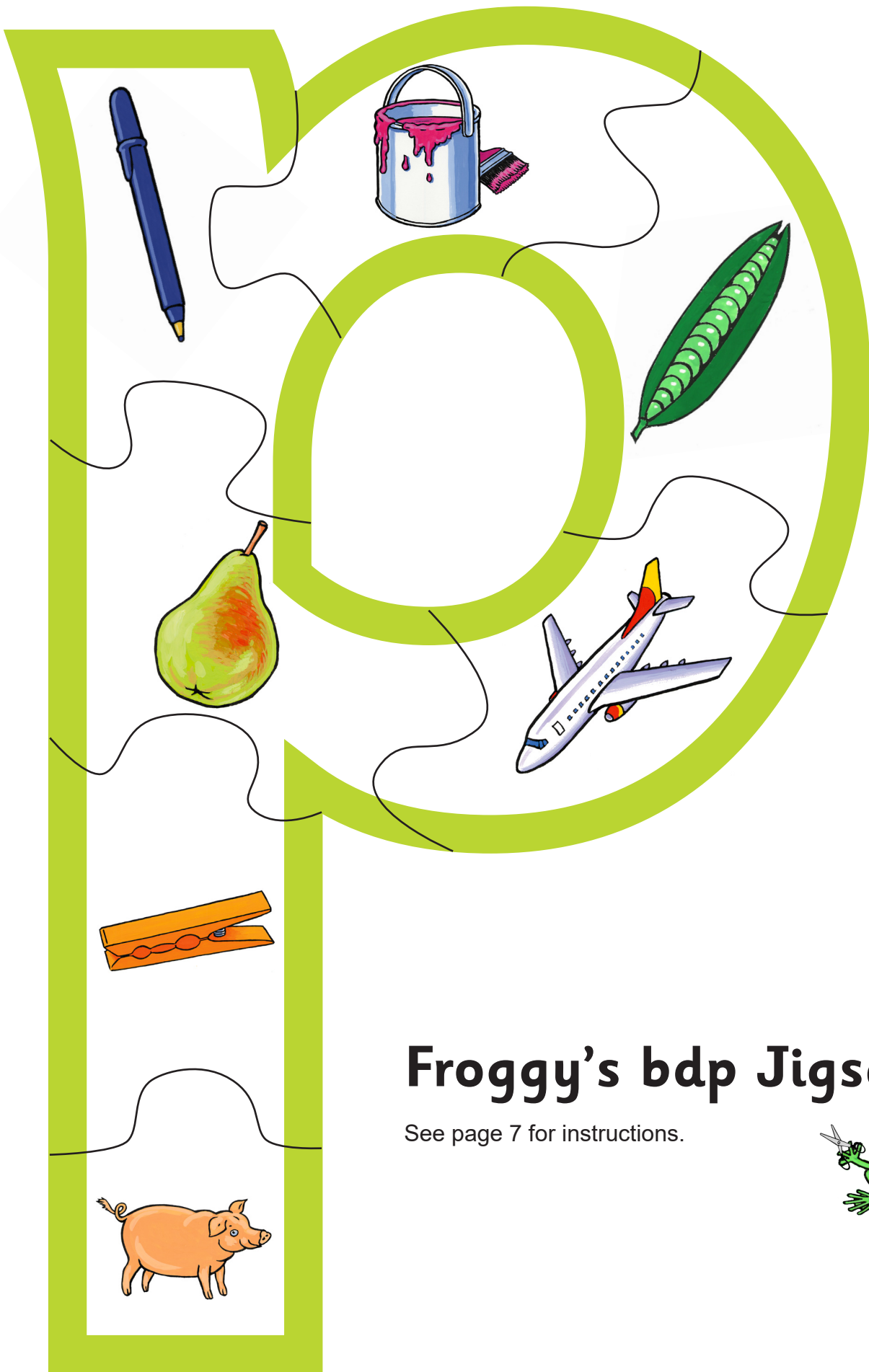
Alternatively, copy onto paper so that children can assemble and stick the letters onto paper.



Froggy's bdp Jigsaws

See page 7 for instructions.





Froggy's bdp Jigsaws

See page 7 for instructions.

