


On the Write Track



Contents

	pages
Illustrated writing pages	1-25
Word list for pupils	26

What is the weather like?



raining






snowing



windy


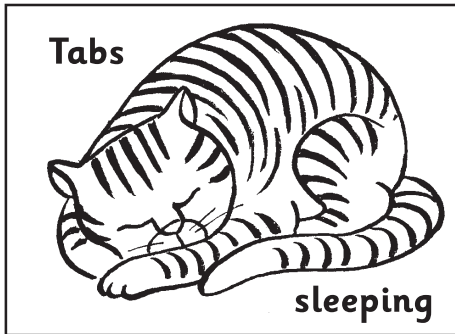

Words to help

What are they doing?



Words to help


What are the animals doing?



Words to help

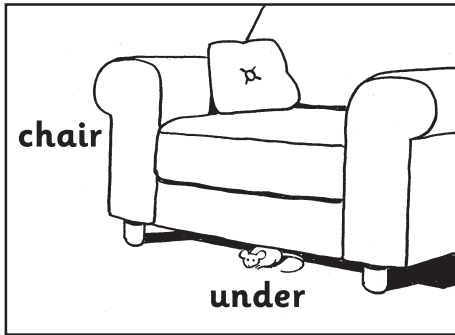


Easylearn 'On the Write Track'

How are they feeling?




Words to help

Where is the mouse?




Words to help


Where is the car?



Blank writing area for the first illustration.



Blank writing area for the second illustration.




Blank writing area for the third illustration.

Words to help


Blank writing area for the 'Words to help' section.

What noises are they making?


EasyLearn 'On the Write Track'



--



--





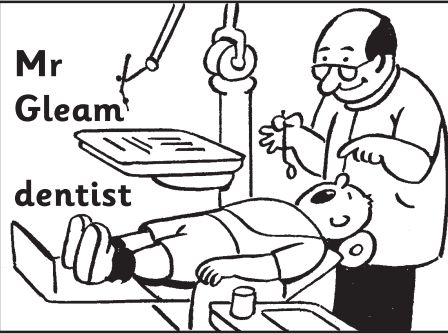
--

Words to help

--


Page 7

What is their job?



Words to help


Where are they going?



Blank writing area for the first illustration.



Blank writing area for the second illustration.




Blank writing area for the third illustration.

Words to help


What are they eating?



Blank space for writing the answer to the question "What are they eating?" for the giraffe.



Blank space for writing the answer to the question "What are they eating?" for the parrot.






Blank space for writing the answer to the question "What are they eating?" for the monkey.

Words to help



Blank space for writing words to help with the task.

What are they driving?






Words to help

Where do they live?




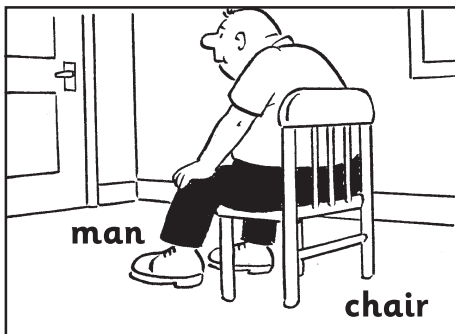

Words to help

What are they carrying?






Words to help

What are they sitting on?





Words to help

What are they picking?





Words to help

What have they got?





Words to help

What are they eating?






Words to help

What are they playing?





Words to help

What have they broken?






Words to help

What are they doing?





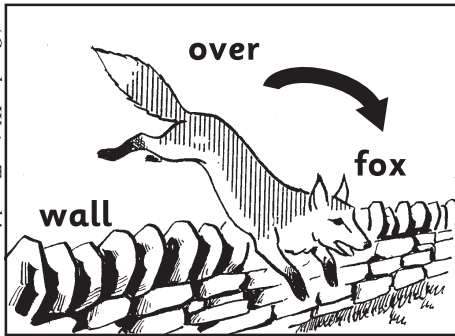
Words to help

Where are they putting things?



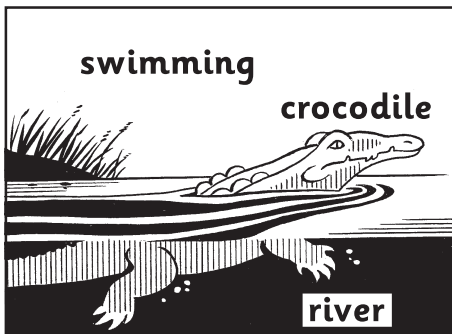

Words to help

Where are they jumping?






Words to help

What are the animals doing?



Words to help




What are they planting?



Words to help

What are they feeding to the animals?

EasyLearn 'On the Write Track'



Words to help

Page 25

Words I Need

a	an	are
at	by	has
he	in	is
it	on	she
the	they	to
under		

This page contains the most common high-frequency words pupils need to complete the sheets. It can be used either as a whole sheet or cut up into single word cards. Spaces have been left for you to add words.