

Uplevelling Sentences



What Does 'Uplevelling a Sentence' Mean?


To 'uplevel' a sentence is to make a boring sentence more interesting by including lots of extra details, such as changing...

I saw a cat

into

I saw a beautiful, furry cat sitting on the red, brick wall when I arrived home.

How has this sentence been improved?




What Have I Added?

Click on the extra details used to uplevel the sentence to find out more about them.

I saw a **beautiful, furry cat** sitting on the **red, brick wall** when I arrived home.

Can you see how much more interesting this sentence has become now that we know some extra details?



Punctuation

The very first step in uplevelling a sentence is making sure that it has all of the punctuation it needs, such as:



Emma and **F**runk went to **L**ondon.

What time will the bus get here?

I need to buy butter, sugar and milk.



Back

Expanded Noun Phrases

An expanded noun phrase provides extra information about the noun. You can use **adjectives** to give more information within your sentences, such as:

the **gigantic, ferocious** lion

some **kind, helpful** children

three **elegant, white** swans

[Back](#)
[Punctuation](#)




Linking Words

Linking words help you to add extra detail to your sentence, such as:

Emily wanted a pet elephant **because she thought they were really interesting.**

I will be late home **if I stand talking for much longer.**



Back

You may want to use:

when **because** **if** **that**

Let's Start...

We are going to uplevel the following sentence one step at a time.

Are you ready?

my mum went to the shop

First, we will **add the punctuation**.

Next, we will **create expanded noun phrases**.

Finally, we will add **linking words and extra details**.




Punctuation Police

Which pieces of punctuation are missing from the sentence below?

my mum went to the shop

My mum went to the shop.

You have **one minute** to write the sentence on a whiteboard and add the missing punctuation.




Expanded Noun Phrases

Use adjectives to add extra information about both of the nouns in this sentence.
Which two things will you be describing?

My mum went to the shop.

My **kind, caring** mum went to the
humongous, busy shop.

You have **one minute** to expand the noun phrases 'my mum' and 'the shop' with your partner on a whiteboard.



Linking Words

Choose one of the linking words and use it to add some extra details to your sentence. What extra information will you add to your sentence to make it interesting?


My kind, caring mum went to the **humongous, busy** shop.

My kind, caring mum went to the **humongous, busy** shop **because we needed some food to eat.**

because

when

You have **one minute** to add a linking word and some extra detail to the end of your sentence.



Let's See What You've Done!


Did you manage to uplevel the sentence one step at a time?

my mum went to the shop

could have become

My kind, caring mum went to the **humongous, busy** shop
because we needed some food to eat.

Share your uplevelled writing with your friends.



It's Your Turn...

You are going to uplevel the following sentence one step at a time.

Are you ready?

the man walked his dogs

First, **add the punctuation.**

Next, **create expanded noun phrases.**

Finally, **add linking words and extra details.**



It's Your Turn...

You are going to uplevel the following sentence one step at a time.

Are you ready?

some children played with a ball

First, **add the punctuation.**

Next, **create expanded noun phrases.**

Finally, **add linking words and extra details.**



It's Your Turn...

You are going to uplevel the following sentence one step at a time.


Are you ready?

jake sat with his friends

First, **add the punctuation.**

Next, **create expanded noun phrases.**

Finally, **add linking words and extra details.**



It's Your Turn...

You are going to uplevel the following sentence one step at a time.


Are you ready?

a mermaid held a shell

First, **add the punctuation.**

Next, **create expanded noun phrases.**

Finally, **add linking words and extra details.**



It's Your Turn...

You are going to uplevel the following sentence one step at a time.

Are you ready?

my grandad paul dragged the suitcase

First, **add the punctuation.**

Next, **create expanded noun phrases.**

Finally, **add linking words and extra details.**



It's Your Turn...

You are going to uplevel the following sentence one step at a time.

Are you ready?

kay went to school

Poof! A cloud of smoke has appeared. Can you remember how to uplevel your sentence without the instructions?
(Click me if you need some help).

It's Your Turn...

You are going to uplevel the following sentence one step at a time.

Are you ready?

I saw dolphins whales and sharks in the sea

Poof! A cloud of smoke has appeared. Can you remember how to uplevel your sentence without the instructions?

Add the Missing Features

Forgetful Freddie has had a go at uplevelling this sentence, but he hasn't used all of the features we need.

What has he missed?



Sam received a birthday card
~~because he had just turned~~88.

How could you improve Freddie's sentence?

Add the Missing Features

Forgetful Freddie has had a go at uplevelling this sentence, but he hasn't used all of the features we need.



What has he missed?

the **cheerful, helpful** postman
delivers the **important, heavy**
parcels **that belong to Mrs Jones**

How could you improve Freddie's sentence?

Add the Missing Features

Forgetful Freddie has had a go at uplevelling this sentence, but he hasn't used all of the features we need.



What has he missed?

On ~~On~~ ~~Thursday~~ ~~day~~, ~~excited~~, ~~anxious~~ ~~Kim~~
~~Kim~~ will be ~~at~~ ~~the~~ ~~in~~ ~~time~~, ~~new~~
granddaughter.

How could you improve Freddie's sentence?

Unbelievable Uplevelling!

Now that you've become experts at uplevelling your sentences, can you write an uplevelled sentence containing these features?

Use **capital letters, commas and a full stop.**

Use the adjectives **lovely, kind, blue** and **wooden.**

Use the linking word **because** to add some extra detail.

A lovely, kind girl called **Meg** knocked on my **blue, wooden** door **because she wanted me to come out to play.**

