


# CCVC Words Cut and Paste Worksheet


Directions: Cut and paste the letters to make the word for the picture in the box.



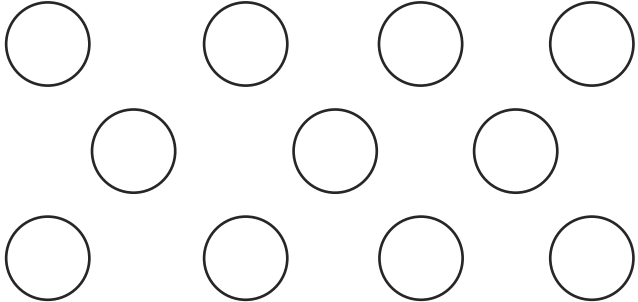
--	--	--	--



--	--	--	--



--	--	--	--



--	--	--	--




visit [twinkl.com](https://www.twinkl.com)




<b>c</b>	<b>p</b>	<b>g</b>	<b>o</b>	<b>o</b>	<b>r</b>	<b>a</b>	<b>t</b>
<b>s</b>	<b>s</b>	<b>f</b>	<b>p</b>	<b>t</b>	<b>r</b>	<b>o</b>	<b>b</b>

# CCVC Words Cut and Paste Worksheet


Directions: Cut and paste the letters to make the word for the picture in the box.




--	--	--	--



--	--	--	--



--	--	--	--



--	--	--	--



visit [twinkl.com](https://www.twinkl.com)




s	w	t	f	l	a	i	m
m	u	i	g	l	p	w	n


# CCVC Words Cut and Paste Worksheet - Answers



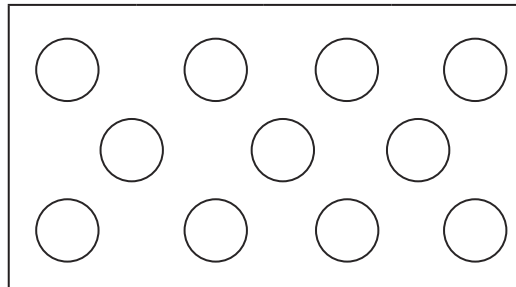
s t o p




f r o g



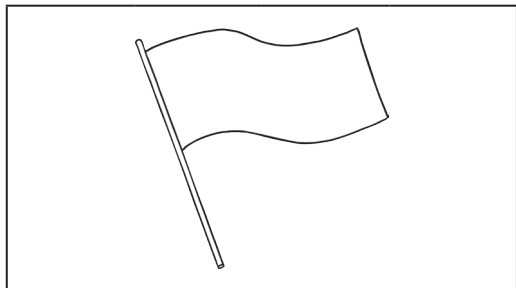
c r a b




s p o t




s w i m



f l a g



t w i n



p l u m