

### Rang 3 – COVID-19 Learning Pack

A thuismitheoirí,

Please read the following information for ways in which you can help your child continue their learning at home. I have included topics to be covered in Maths and Literacy along with some ideas for practical learning activities you can carry out at home.

In addition to this, packs are available for collection from the school which contains spelling lists for 4 weeks, 2 week booklet for Maths and 2 week booklet for Literacy.

Children should also continue to complete homework activities in their folders as before.

Please also use the 'Links' on the school website to help your child learn at home.

Understandably, it is difficult to keep to the routine of a normal school day at home!

Make sure to take regular brain breaks and movement breaks!

Go raibh maith agaibh,

Múinteoir Aisling

## Mata/ Maths

### Number:

- Counting on and back in 10s – practise counting forward and back in multiples of 10 from any number up to 100 *e.g.* 20, 30, 40... *then try* 21, 31, 41, 51... (search for 100 Square Splat on Google and use this to make it more fun!)
- Practice counting on and back in 2s, 5s, odd and even numbers from any number within 100.
- Know all number bonds for addition and subtraction to 20 off by heart. Play games to practise these at home such as 'Buachaillí Bó / Counting Cowboys' (*ask the children how to play!*)
- Understand the value of digits within whole numbers – tens and units (deiceanna agus aonaid)

*e.g.* 20 has 2 tens and 0 units

*34 has 3 tens and 4 units*




- Practise adding and subtracting 10s and units in column style (without exchanging or 'carrying')

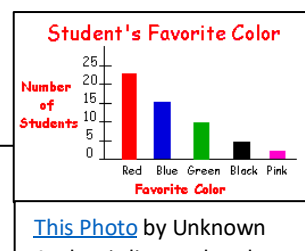
### Money:

- Play with different coins up to the value of 50p. Children could set up a shop using their toys or items from the cupboards. Let them make price labels. Take turns paying for things in the 'shop'. Use different amounts of coins and let children make change too. If you have Monopoly in your home, this is also a great board game for counting out bigger amounts of money!

### Handling Data:

- Look out the window. What can you see? Birds? Trees? Cars or people passing on the road? Help your child to make a list and a tally chart to count how many. They can then turn their tally chart into a pictogram or bar graph!

Fruit Collected	
Banana	
Apple	
Cherry	



## Mata/ Maths

### Measure:

#### **Weights:**

Encourage children to investigate the weight of different items around the home. Have a look in the cupboard and see if children can find the weight on any packaging. Point out that food has to be measuring in grams (g) or kilograms (kg) and talk about why its important all companies use g and kg to label.

Ask the children to put food items in order from heaviest to lightest. Talk about how we could check the weight of packets which have been already opened.

If you have scales for baking or even bathroom scales, ask children to weigh a range of household items and then read the scale to tell you the weight. This is a really fun activity for children – they could even weight their favourite toys!

#### **Length:**

We have been practising using a ruler in school. Ask children to use their ruler to draw straight lines of different lengths e.g. 2cm, 3cm, 6cm, 9cm, 12cm, 17cm...

Find things to measure in your home. Let children investigate the lengths or things with their ruler. Ask them to sort and order items by length.

#### **Capacity:**

Children LOVE playing with water. We have started learning about capacity in school and how it is important to use litres and millilitres to measure this. Let your children investigate the capacity of different cups and glasses in your home or garden. *How many cups does it take to fill the bucket with water? Would it be easier to use a jug for this? How many jugs would fill a cooking pot? How many spoonfuls would it take to fill half a cup?*

### Shape and Space:

- Revise names of 2D and 3D shapes and their properties (*Twinkl has some PowerPoints with this terminology in Irish and are offering free membership for parents during school closures*)
- Use 2D shapes to create a repeating pattern (*At home you could draw out 3 or 4 shapes on paper then repeat the sequence to create your pattern.*)

### Activities:

Create shape pictures and talk about their names and properties with your child, look for shapes in your home environment – 2D and 3D and take pictures of the ones they have found, play with 3D shapes e.g. tins, boxes etc and sort them by their properties. Ask questions “*Does this shape have straight or curved edges? Does it roll? Does it stack?*”

## Litearthacht/Literacy

- **Teach Your Monster to Read** – I have signed Rang 3 up for this learning service online. It is FREE to use on their website which can be accessed from a computer or web browser. There are lots of games for practising reading. Please see folders for access codes. The app is currently £4.99 but the website is always free so I recommend playing through web browsers instead!
- **Capital letters and full stops**: ask the children to practise writing sentences in English or in Irish. Make sure they have capital letters at the start and a full stop at the end. Try writing out some sentences in English with mistakes *e.g. forget capital letters and punctuation*. Ask the children to correct them.
- **Spellings**: I have added spelling lists for the next few weeks. Please continue to work on in your homework books and you could hold a spelling test on Fridays at home!
- **Phonics**: Cód na Gaeilge – Please complete one page of your workbook every day.
- **Writing**: Have children copy out sentences from newspapers and magazine. Ensure handwriting is of equal size. We have learned to join some letters – please encourage joined handwriting at home!
- **Storytelling**: Ask children to write a story of their choosing (we've learned a lot about this in class!) can they make their own story book and illustrate it? Remember full stops and capital letters!
- **Write a character description**: choose a character from a book and write some sentences about them. Can you draw a labelled picture?

### Websites:

- CCEA – there are a number of Irish resources on the CCEA website which can often be difficult to find. Google the following activities:
  - Féasta Focail – There are lots of games and crosswords for learning key words
  - Clár Luath Léitheoireachta – Banda 1, 2, 3 has a number of games which the children enjoy in school
  - Download the Cód na Gaeilge app – this is FREE and helps with the learning of key sounds and words.
  - Snas ar Scéal – fun games for KS1 to play about grammar and spelling
- [www.topmarks.co.uk](http://www.topmarks.co.uk) – this website has a whole range of free games, especially for maths. Choose the age range and let the children choose a game. We use these games a lot in school!
- Sumdog – sign up for a free parent account
- Nessy – Nessy website is offering free subscriptions to parent during Coronavirus Restrictions.
- Twinkl – parents can sign up to Twinkl for free during the Coronavirus outbreak. They have created packs for each keystage which are free to download after you register. They have lots of fun educational resources and also have Irish Medium resources for lots of topics!
- Lexia – we have created passwords for all pupils in Rang 3. Log on to play games and win certificates in English.