

Aibreán/April 06/04/20-19/04/20**Teagasc Chríostaí/ Religion**

During Holy week I would like to introduce you all to 'Grow in Love'- Usually for primary 1 onwards but I am going to share some of the primary 1 resources that I think are appropriate for the Náiscoil. It is a religious programme used in every Catholic school and it is translated in Irish. They are giving free access to teachers/parents during this time.

<https://www.growinlove.ie/en/> login- trial@growinlove.ie password-growinlove

*Instructions

Login with details above and click on -Gaeilge to change it into Irish. If you wish you can keep it in English. Then click on the 'I nGrá Dé' or 'Grow in love' icon with the rainbow and the different books will come up. Then click on junior infants/p1 or 'Naíonáin Shóisearacha' and click on 'An tSeachtain Mhór agus an Cháisc' or 'Holy Week and Easter' in English.

Activities from 'Grow in Love/ I nGrá Dé':

- 1) A video which is about God's love for all his children and shows children from all over the world. You could discuss the power of his love with your child and let them watch this video from either the Grow in Love website or the link below.

The children could then draw a picture of God's love for them.

<https://vimeo.com/195975072>

- 2) Holy week activity- talk to the children about the importance of sharing meals together. (The last supper) and let them watch this video from grow in love.

<https://vimeo.com/195973888> (Béilí a roinnt- sharing meals)

Then ask the children to draw a picture of their favourite meal with their family- talk about the importance of sitting at the table together.


- 3) Say some prayers with the children and listen to some relaxing music from the Grow in love programme. It is called '**light meditation growinlove**' and listen to '**ciúnas**' and '**go raibh maith agat a Dhia**'. This music will be sent via email. If the children are feeling a bit worried you can also play this music at night for them before bed.

- 4) Say Grace with your children before they eat this week. They did this everyday in the Naíscoil before lunch and know a prayer in Irish. If you start it they should be able to say it. **Go raibh maith agat a Dhia mar is tú a thug bia dúinn.**

Go raibh maith agat a Dhia mar is tú a thug teaghlach dúinn.


Go raibh maith agat a Dhia, Amen.

- 5) Have your children design an Easter garden outside.



Uimhearthacht/Numeracy

Colour of the month is **Corcra**/Purple
and the shape of the month is **ubhchruth**/oval



Look for purple items and oval shaped items and display them somewhere in the house. Create your own 'Tábla corcra' that we would have in the Naíscoil.

Continue to match items to one criterion for example; purple and not purple.

Oval and not oval- try finding as many different shapes around the house.

Continue to count using one-to-one correspondence. Count using farm animals if you have them. Print out the PDF called '**frog and lily pad cut outs**' and get the children to cut out the frogs and count them one-by-one.

Practice counting to 10 or 20 in Irish- see previous video.

Litearthacht/ Literacy

Continue phonic work on previous home learning.

Talk about the signs of spring with your child. If you can sit in your garden or go a walk look out for the flowers that are growing. Listen to the birds and look for signs of new life.

Scéal an Lae

<https://www.youtube.com/watch?v=3FLGwzrQ-eg>- Dinnéar do Toby

There is no dinner ready for Toby the dog. The hedgehog tells him to eat some grass, but he doesn't like it, next worms, next the bin- there is always something tasty in there but he doesn't. He goes into another garden and tries to eat the neighbour's food until he gets bitten by another dog. He realises he has to be patient and wait for his dinner.

<https://www.youtube.com/watch?v=v8MT3mFjCAc>- **An Garbhán- Gruffalo as gaeilge**

The children are all very familiar with the Gruffalo in English so they can listen to it and follow a long to this one in Irish. Although the language may be hard they will pick up on some words and phrases.

https://www.youtube.com/watch?v=xP_j1Fviaw

THE STORY OF THE EASTER BUNNY by Katherine Tegen and Sally Anne Lambert
A lovely Easter story in English.

****Julia Donaldson- 4pm every Thursday is giving a talk about her books. You will find it either on the scholastic facebook page or on this website****

<https://bookfairs.scholastic.co.uk/chapter-one>

Chapter 1 was on Thursday 2nd and is still available to watch and Chapter 2 will be on Thursday 9th at 4 o'clock.



Check out the **Education Authority Youth Service channel** on YouTube.

This a link to Cara Parks doing some Irish and English storytelling.

<https://www.youtube.com/watch?v=EUoNafwXjuE>

Jo jingles are also uploading on this channel too. There is an echo in this video link below but keep an eye as they will be uploading again this week.

<https://www.youtube.com/watch?v=Id7ivh6XSz0>

An Domhan Thart Orainn/ The World Around Us

Explore the lifecycle of a frog.

Keep it simple. Watch a video on YouTube or read a story about a Frog if you have one. This is a sample YouTube video.

<https://www.youtube.com/watch?v=wAcwjWi6I9Y&t=80s> (From egg to frog in 7 weeks real footage)

Draw the lifecycle of a frog after watching this short clip. Download the PDF called '**frog lifecycle headband**' and have a bit of fun with it.

Frog-spawn 'glóthach'

Frog- frog

Green-glas

Baby-babaí

Mammy-Mamaí

Daddy-Daidí



Lifecycle of a butterfly


Introduce the children by reading 'The very hungry caterpillar'. If you do not have the book you can watch a clip of the story. <https://www.youtube.com/watch?v=75NQK-Sm1YY>

Butterfly- Féileacán

*See what minibeasts the children can find in their gardens/outside the house! They could make a minibeast hotel.



Fine-motor skills/ Scileanna mínluaileacha Art/Ealaín

- 1) Have the children design their own Easter eggs by painting, cutting and sticking or colouring in drawings of eggs. They can also use real eggshells to create a mosaic effect. They can also dye real eggshells with food colouring and have the children do some designs on them. If you want a simple paper template print off the PDF called '**design your own Easter egg**'. 
- 2) Have an egg/chick hunt outside for Easter week. After they have had their first go you could have the children pick the eggs/chicks up with one hand, large tweezers or kitchen tongs to challenge them.



- 3) Scissor skills- Have the children cut up lots of different types of paper/materials and let them create their own pieces by sticking them on paper.

- 4) Cut out a chick or a bunny from the PDFs I have attached called '**Easter bunny cutting activity**' and '**Easter chick cutting activity**'.
- 5) If the sun is out, make the most of it and try some shadow drawing with their favourite animals/characters.



Speech and Language

- 1) **Pronouns**- Work on **he/she** this week and full sentences.

I will put a sample on dojo and will attach some cards for you to use in PDF format called '**pronoun picture cards**.' Show the card to your child and ask them to say what they see using full sentences stressing **he** and **she**.

E.g. She is riding her bike. You want to make sure the child is not saying **her/him** is riding and make sure your child is using full sentences. Model the sentence again and again until they say it properly.

- 2) **Explanation cards**- I will put some on dojo and have attached some explanation cards in form of PDF. These cards are designed to get your child thinking. PDF called '**Why and because question scene cards**. Practice them when you can.

Ceol- Music

Focus on these songs in the April newsletter and listen to the CD tracks (provided in email).

'Mo Mhadadh'- My dog

'Froganna Beaga'- Little frogs

'Tá bláthanna ag fás'- Flowers are growing and talk about the daffodils that are to be seen.

Mollaí Moncaí- watch video on dojo.

10 Easter Bunny song

<https://www.youtube.com/watch?v=Tyyh8rhwKQ8>

https://www.youtube.com/results?search_query=go+noodle+nursery

Go noodle on YouTube also is a great channel for dance routines and songs that will keep the children active!

Please continue to say:

Maidin Mhaith- Good morning in Irish to the children.

Ask them how they are feeling in Irish. 'sásta'- happy 'míshásta'- unhappy
'tuirseach'- tired 'ocrach'- hungry 'tógtha'- excited

Say **Oíche Mhaith**- Goodnight in Irish.
Beannachtaí na Cásca oraibh uilig. Happy Easter!

Go raibh maith agaibh. Thank you, Clíona

