




**YOUR CHALLENGE** Caterpillar Race



## STEP 1

## Gather Your Materials



## STEP 2

## Make your Caterpillar

1. Using your card, cut the paper into strips
2. Fold one strip in half, then again until you have 7/8 folds (see video for more information on folds)
3. Once folded hold and cut the corners off so you have an oval shape
4. Unfold the paper and at one end use a marker to draw the caterpillars face
5. Set up your race by using extra card to draw a track with a start and finish line
6. Use the straw to blow on your caterpillar to move it





Send us a picture of your project



@ Sentinus



@ SentinusNi



@ Sentinus\_ni



@ sentinus\_ni