

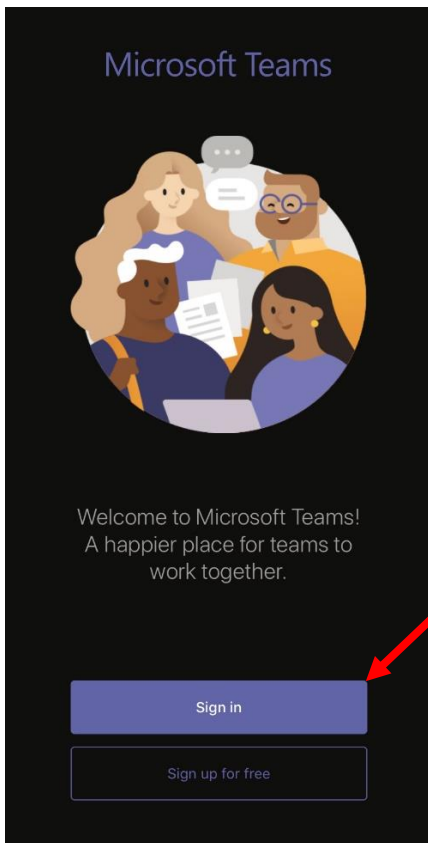


Signing into Microsoft Teams using iPhone/iPad/Android

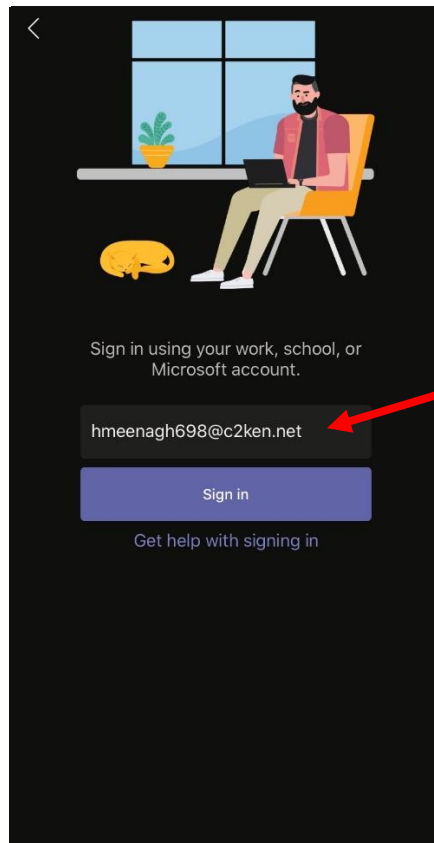


1. On the app store, download the TEAMS app (looks like this!)

2. Follow the instructions below to sign into the app. REMEMBER - Your child signs in with their **C2K Username** and **password**.

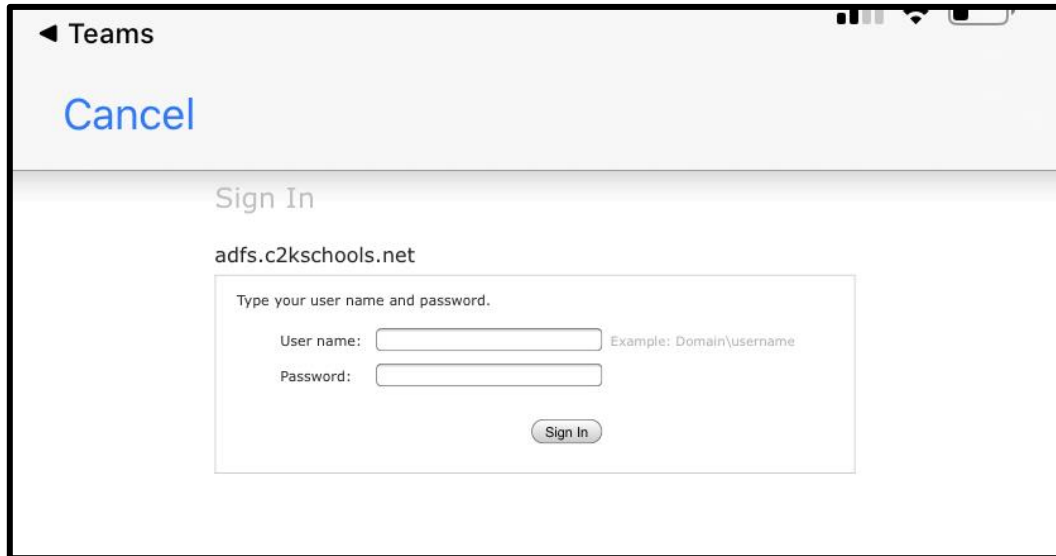


Click on
'Sign-In'



You will be asked to type in your sign in address - this is your child's username with **@c2ken.net** added at the end.

3. You'll be brought to a screen asking you to type in your child's **C2K Username** and **password**. Once this is done, click on **'Sign In'**



4. If you have more than one child using a shared mobile device, you can add multiple accounts by going into the app settings. From there, select **'Add Account'** and follow the steps above.

