



Home Learning May Week 4



Personal, Social and Emotional Development

In school we are learning about how to keep safe in the sun.

Watch the clips below:

[Sun Safe Play Everyday](#)

[Sun Safety For Kids](#)

[George the Sun Safe Superstar](#)


Discuss with your child the various ways we can keep safe in the sun.



Physical Development

Click on the link to join in with the [Sea Animal Dance](#) on YouTube.

Have a go at the Octopus Fine motor activity- see resource card for instructions.



Language Development

In school we are learning about Sea Creatures. Click on the link to listen to the story [Commotion in the Ocean](#) and the song [Ocean animal song by Blippi](#) on YouTube and try to identify the animals you meet from the noises they make or from their distinguishing features.

Early Mathematical Experiences

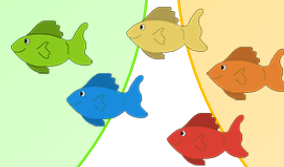
In school we are learning to count sets.

Listen to the counting songs [10 Little Fishies](#) and [5 Little Mermaids](#)

Complete the 'Ocean I Spy & Count to 10 Checklist'

Have a go at the game:

[Underwater Counting](#)



The Arts

Have fun engaging in some ocean themed arts & crafts - see resource card for ideas.

Talk to your child about what they have created and why.



The World Around Us


Saltwater Density Experiment: see resource card for materials and instructions.

Watch the clip below which outlines the experiment.

[Salt Water Density](#)



Home Learning May Week 4



Ocean Arts & Crafts

Using your handprint



Decorating a paper plate as under the ocean theme



Using recycled materials



Octopus Fine motor activity



To make the octopus body use a plastic cup. Using a black permanent marker pen draw two eyes and a mouth onto the cup. Place the plastic cup in the middle of an A4 piece of paper and use the permanent marker pen to draw eight legs from the base of the cup.



Use small items such as Cheerios, M&M's, play dough balls, pebbles, small marshmallows or even small pom poms to place on the tentacles of the octopus.



Useful Links:

[Sun Safe Play Everyday](#)

[Sun Safety for Kids](#)

[George the Sun Safe Superstar](#)

[Sea Animal Dance](#)

[Commotion in the Ocean](#)

[Ocean Animal Song by Blippi](#)

[10 Little Fishes](#)

[5 Little Mermaids](#)

[Underwater Counting](#)


[Salt Water Density Experiment](#)



Home Learning May Week 4












Under the Sea I Spy and Count



Under the Sea I Spy and Count Checklist

Count the number of each type of under the sea object and write the numeral in the box.

- | | | | |
|------------------------------------|---|-----------------------------------|--|
| <input type="checkbox"/> turtles |  | <input type="checkbox"/> octopus |  |
| <input type="checkbox"/> starfish |  | <input type="checkbox"/> anchors |  |
| <input type="checkbox"/> fish |  | <input type="checkbox"/> dolphins |  |
| <input type="checkbox"/> seahorses |  | <input type="checkbox"/> whale |  |
| <input type="checkbox"/> sharks |  | | |



SALT WATER DENSITY EXPERIMENT

YOU WILL NEED:
2 Tall glasses big enough to
hold an egg
Warm water
Salt

STEP 1: Start by filling one glass about 2/3 of the way full with water. Ask the kids what will happen if you carefully drop an egg into the glass of water. Now go ahead and do it!

STEP 2: In the other glass, fill to the same height with water. Now stir in 3 tablespoons of salt. Mix well to dissolve the salt! Ask the kids what they think will happen this time and demonstrate!

The second egg should float due to the change in density of the water!

