



Home Learning May Week 2




Personal, Social and Emotional Development

Join in with some [Dinosaur Yoga](#) with Cosmic Kids.

We are learning about lots of different ways we can be a good friend. Click on the link to watch the clip '[Elmo and Rosito Teach Friendship](#)' and listen to the story [How Do Dinosaurs Stay Friends?](#) On YouTube.

Discuss with your child different ways they can be a good friend. See resource card for some ideas.




Physical Development

Here is a [dinosaur workout](#) for you. Have fun being active 😊

Can you copy these [Dino Dance Moves?](#) 😊

Have a [Dino Disco](#) 😊



Language Development

Listen to the story '[Dinosaurs Galore](#)' on YouTube.

Look at the pictures of the different dinosaurs on the resource card. Encourage your child to identify their features and use words to describe them (size/ colour/ features) Ask your child to choose their favourite dinosaur and tell you why.



Early Mathematical Experiences

Listen to the [10 Little Dinosaurs Song](#). Practice count forwards 0-10 and backwards 10-0.

Look at the resource card and encourage your child to count the dinosaurs and point to the numeral that represents the number of dinosaurs within the set.

Download the free app 'Dinosaurs' and have fun with colour by number.



The Arts

The Stegosaurus is a herbivore That means it only eats plants. Can you guess how many plants it would need to eat to get full? Can you paint, draw or make a stegosaurus? - see resource card for ideas

Here are some cool [Stegosaurus Facts](#).



The World Around Us

Have fun making some [Dinosaur Egg Rice Krispie Treats](#)

Experiment and Explore with ice excavation by making some [dinosaur ice eggs](#)



Home Learning May Week 2



How can you be a good friend?

Discuss with your child different ways they can be a good friend.

Friends...

- Play with us.
- Share with us.
- Choose to be our partners.
- Compliment us.
- Listen to us.
- Make us laugh.



Access video by typing into google- Sesame Street Elmo and Rosita Teach Friendship.



Ice Excavation

Explain that to find out about dinosaurs, explorers need to dig down deep in the sand or ice to find lots of dinosaur bones. This is called an excavation.

Now take your ice block from the freezer place your frozen block full of dinosaurs or other small toys on a waterproof tray.

Give your child a small metal teaspoon and some salt.

Ask your child to chip away at the ice to free the dinosaurs.

Add a few sprinkles of salt to the ice.

Ask your child to notice what happens to the ice when we add a little salt?



Useful Links:

[Dino Yoga](#)

[Elmo and Rosita teach friendship](#)

[How Do Dinosaurs Stay Friends?](#)

[10 little dinosaurs counting song](#)

[Counting Dinosaurs](#)


[Dinosaur workout](#)

[The Dino Dance Song](#)

[Dino Disco](#)

[Dinosaur Facts Cbeebies](#)

[Ice Excavation](#)



Home Learning May Week 2



1	5	3
---	---	---

8	10	7
---	----	---

6	4	8
---	---	---

3	1	2
---	---	---

10	7	9
----	---	---

2	5	4
---	---	---

Hide-a-Saurus Count and Colour

Count the dinosaurs and colour the circle with the correct number.



6	3	1
---	---	---



4	2	5
---	---	---



3	7	5
---	---	---



1	3	2
---	---	---



5	6	3
---	---	---

STEGOSAURUS ART IDEAS



USE A PAPER PLATE



USE YOUR HAND TO PRINT



clothespin
STEGOSAURUS

USE CLOTHES PEGS TO
CREATE A SPIKEY BACK

