

Halloween Scavenger Hunt

Directions: Print off the cards and place the next card in the location with a Halloween treat (candy or non-candy treat).

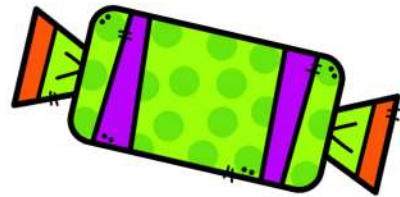
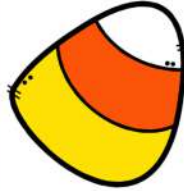
Copyright thebestideasforkids.com

For personal or school use only.


To find your very
first treat,
I'm where
you get
food to
eat.



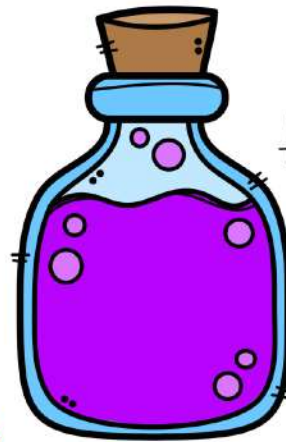
If you want to find
a candy label,
You must look
under your dinner
table.




It's too
early to
quit.
I'm on
something
you sit.



It's time
we stop
for a drink.
Now I'm
close to
the sink.



You still have
more clues,
The next one is
by your shoes.



I might
be hard
to see.
But I'm
close to
your TV.




No need to check
outside,
I'm right
at your
bedside.



7.

Now I'm in
your bed!
I'm under
where you
put your
head.



8.



The next clue is
what you need,
I'm near the books
you read.

9.



Find the
next clue,
if you
dare.
I'm where you keep
your underwear.

10.

Now if you follow
this path,
You'll find
me where
you take a
bath.



11.

This is your last
clue. There won't
be anymore.
For your final
treat, check
the front
door.



12.