








Home Learning Timetable

Week beginning 18th January 2021



Monday 18 th	Tuesday 19 th	Wednesday 20 th	Thursday 21 st	Friday 22 nd
<p>* See Home Learning Ideas Grid- Choose a suggested activity.</p> <p>*Storytime with Miss Boyle</p>  <p>*See CBeebies Pre-School Shows Schedule CBeebies - Schedules (bbc.co.uk)</p> 	<p>* See Home Learning Ideas Grid- Choose a suggested activity.</p> <p>*Storytime with Miss Keown</p>  <p><u>*Focus Activity:</u> <u>Language</u> Kim's Game</p>  <p><u>You will need:</u> A tray 10 items from around the house (pencil, toy, key) Towel to cover items (See video/instructions)</p>	<p>* See Home Learning Ideas Grid- Choose a suggested activity.</p> <p>*Storytime with Mrs Moore</p>  <p><u>*Focus Activity:</u> <u>The Arts</u> Ice Painting</p>  <p><u>You will need:</u> Old yoghurt pots Paint and lollipop sticks Lunchbox of ice Paint palette, paintbrush, and a tray (See video/instructions)</p>	<p>* See Home Learning Ideas Grid- Choose a suggested activity.</p> <p>*Storytime with Mrs Clarke</p>  <p><u>*Focus Activity:</u> <u>Math</u> 2D Shapes at Home</p>  <p><u>You will need:</u> Lollipop sticks 2D shapes cut out of paper Paper and paint (See video/instructions)</p>	<p>* See Home Learning Ideas Grid- Choose a suggested activity.</p> <p>*Storytime with Mrs McManus</p>  <p><u>*Focus Activity: World</u> <u>Around Us</u> Fun with Ice</p>  <p><u>You will need:</u> Frozen toys in ice and a water spray bottle Ice tray Baking soda and vinegar (See video/instructions)</p>

*We would love to see photographs and videos of your child's Home Learning. Please share them with us on Seesaw using the Class App.

