



## Home Learning Ideas Week beginning 7<sup>th</sup> June 2021

### Outdoor Play Ideas:



\*Pouring and Filling-Fill a plastic box with water and a variety of cups and bottles.




\*Ice Play- Fill and freeze a plastic glove with Lego/small toys. Can you melt the ice and free the toys? Or create an ice tray with ice cubes and toys.



\*Spray Bottle Art- Fill a spray bottle with paint and water.



\*Rock Art-Paint rocks to create mini-beasts, patterns, your name etc.



\*Obstacle Course- Create a course to follow using chalk.

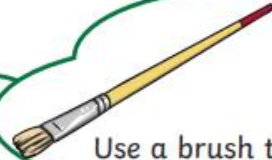


\*Nature Pictures- Create a picture using pebbles, leaves, flowers etc.

## Nursery Home Learning Activity Ideas



Mark-make outside using chalk or water.




Use a brush to paint with water.

Make a potion using things like leaves, sticks, flowers, petals, sand and water. Think of a name for your potion. What is it for?




Go on a minibeast hunt in the garden. How many can you find?



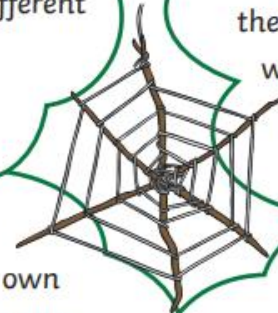
Build a den outside using different materials.

Go outside and see what the weather is like. Keep a weather diary by drawing the weather each day.



Make a kite using straws and paper or a plastic bag. Take it outside to fly it.

Practice ball skills on your own or with a family member. Can you throw the ball? Can you catch the ball? Can you kick the ball?



Use stones, sticks, shells, leaves or petals to create a piece of art.

