


Week Beginning:
7th November 2022



Home Learning Ideas

Personal, Social + Emotional

The emotions we are focusing on this month are "Frightened" and "Proud."

- Listen to the story "*Well Done, Little Bear*" on YouTube which explores both these emotions.



Physical Development

The children are developing their gross motor skills through a range of activities during Outdoor Play.

- On a rainy day we have movement breaks and listen to some "Action Songs." You can explore them on YouTube and encourage your child to hop, skip, jump, stretch etc

Language Development

The children love the story "We're going on a Bear Hunt" and enjoy joining in with the repeated phrases. You can listen to the story on YouTube. There is a lovely song about the story too.



Mathematical Experiences

The children are learning about Positional Language; in front, behind, beside, under etc

- See the Teddy Positional Language Game. Ask your child to use their favourite Teddy and follow your instructions. E.g. Put your Teddy behind your back, in front of the T.V.



The Arts


The children love to be creative with a wide range of materials. You could make your own Bear Cave at home using some blankets and bed sheets etc. Or you could create a map or binoculars and go on a "Bear Hunt" together.

- See the Bear Cave sheet for ideas

The World Around Us

The children love toast for snack and help by buttering their own toast in school. You could have a go at making a fun "Bear on Toast" Recipe together.

- See the Recipe sheet.





Bear on Toast

Makes 1 piece

Ingredients

1 slice of fruit loaf

Chocolate spread

3 banana slices

3 blueberries

Equipment

Toaster

Plate

Knife

Method

1. Lightly toast the slice of fruit loaf.
2. Once cooled slightly, spread on the chocolate spread.
3. Carefully place the banana onto the chocolate spread. Use 1 slice of banana for a nose and 2 slices of banana as the ears of the bear.
4. Put a dab of chocolate spread onto a blueberry and place the blueberry in the centre of the slice of banana that is the bear's nose. Place the 2 remaining blueberries between the ears and nose to make eyes.



Have fun creating a Bear Cave!


*You could help your child to make an indoor or outdoor "Bear Cave" using blankets, sheets, pegs etc.



*You could help your child make a map or binoculars and go on your own bear hunt!




Teddy is on the table.



Teddy is under the table.



Teddy is beside the table.



Teddy is at the table.



Teddy is in the box.



Teddy is between the box and table.

