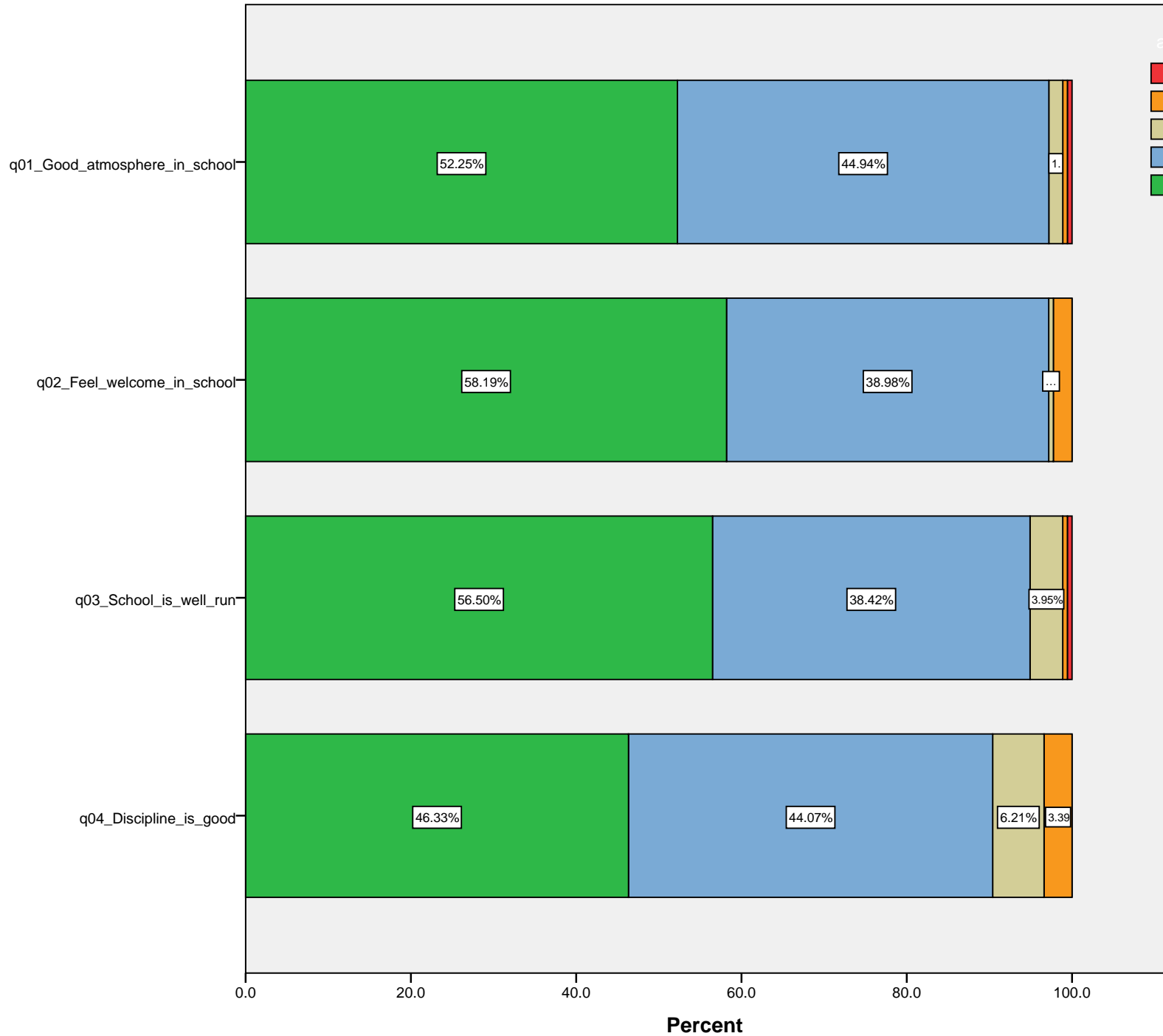


Summary Analysis Parent Data^a

31/01/2014	Strongly Agree		Agree		Don't Know		Disagree		Strongly Disagree	
	Count	Row N %	Count	Row N %	Count	Row N %	Count	Row N %	Count	Row N %
Q1 There is a good atmosphere in the school	93	52.2%	80	44.9%	3	1.7%	1	0.6%	1	0.6%
Q2 I feel welcome in the school	103	58.2%	69	39.0%	1	0.6%	4	2.3%	0	0.0%
Q3 The school is well run	100	56.5%	68	38.4%	7	4.0%	1	0.6%	1	0.6%
Q4 Discipline is good in the school	82	46.3%	78	44.1%	11	6.2%	6	3.4%	0	0.0%
Q5 My child feels safe and well looked after in the school	98	54.7%	74	41.3%	3	1.7%	2	1.1%	2	1.1%
Q6 My child is treated fairly and respectfully in the school	87	48.6%	79	44.1%	8	4.5%	3	1.7%	2	1.1%
Q7 The school helps my childs social and personal development	88	49.4%	76	42.7%	11	6.2%	3	1.7%	0	0.0%
Q8 I have been informed of the schools code of behaviour_ school rules	107	60.1%	65	36.5%	3	1.7%	3	1.7%	0	0.0%
Q9 I have been informed of the schools anti bullying policy	95	53.4%	69	38.8%	8	4.5%	5	2.8%	1	0.6%
Q10 I know who to approach in the school if my child experiences bullying	87	49.4%	75	42.6%	11	6.2%	1	0.6%	2	1.1%
Q11 I am confident that if my child experiences bullying the school will act promptly and effectively	74	42.0%	78	44.3%	16	9.1%	6	3.4%	2	1.1%
Q12 My child enjoys school	89	50.3%	78	44.1%	7	4.0%	2	1.1%	1	0.6%
Q13 Teaching is good in the school	94	52.5%	79	44.1%	3	1.7%	3	1.7%	0	0.0%
Q14 I have been informed of the details of the relationships and sexuality policy of the school	38	22.0%	47	27.2%	63	36.4%	17	9.8%	8	4.6%
Q15 The school is helping my child to progress with reading	97	54.2%	78	43.6%	2	1.1%	2	1.1%	0	0.0%
Q16 The school is helping my child to progress in Maths	88	49.2%	79	44.1%	4	2.2%	7	3.9%	1	0.6%
Q17 My child has a PE lesson each week	111	62.0%	59	33.0%	3	1.7%	5	2.8%	1	0.6%
Q18 My child is doing well in school	95	53.4%	76	42.7%	5	2.8%	2	1.1%	0	0.0%
Q19 I am happy with the amount of homework my child gets	72	40.2%	80	44.7%	7	3.9%	15	8.4%	5	2.8%
Q20 School reports give me a good picture of how my child is doing	90	50.3%	65	36.3%	12	6.7%	10	5.6%	2	1.1%
Q21 The school consults me if my child needs extra help	73	40.8%	68	38.0%	29	16.2%	8	4.5%	1	0.6%
Q22 I know who to talk to in the school if there is a problem	92	51.4%	79	44.1%	4	2.2%	3	1.7%	1	0.6%
Q23 I am satisfied with the arrangements for parent_ teacher meetings	86	48.0%	71	39.7%	13	7.3%	4	2.2%	5	2.8%
Q24 The school regularly seeks the views of parents on school matters	46	25.8%	75	42.1%	30	16.9%	19	10.7%	8	4.5%
Q25 The board of management reports annually to parents on the work of the school	60	34.3%	76	43.4%	26	14.9%	8	4.6%	5	2.9%
Q26 The parents association keeps me informed about its work	50	28.2%	82	46.3%	24	13.6%	16	9.0%	5	2.8%
Q27 Overall I am happy with the school	104	58.1%	69	38.5%	2	1.1%	2	1.1%	2	1.1%

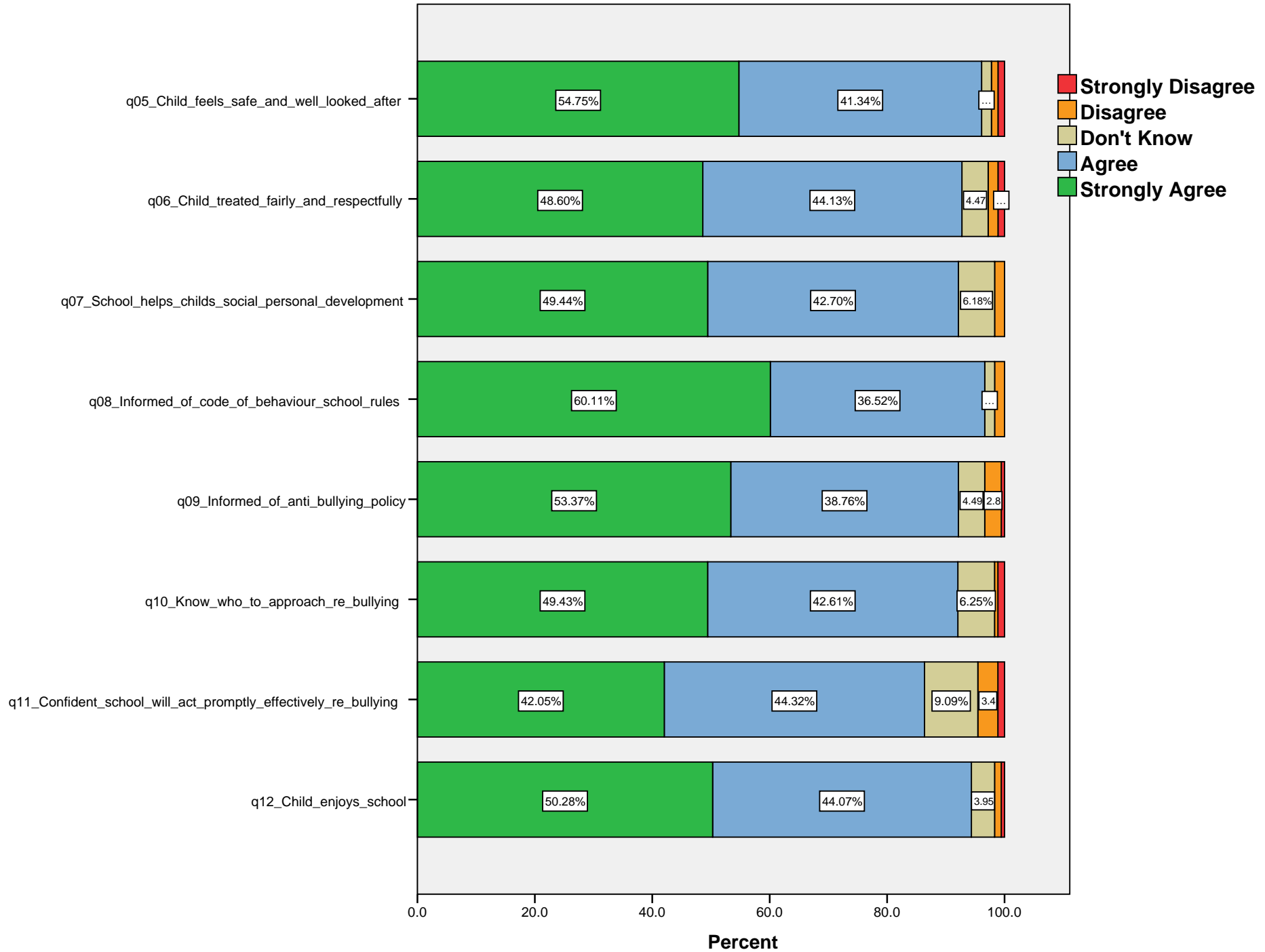
a. Roll = 17124M

The_school_in_general

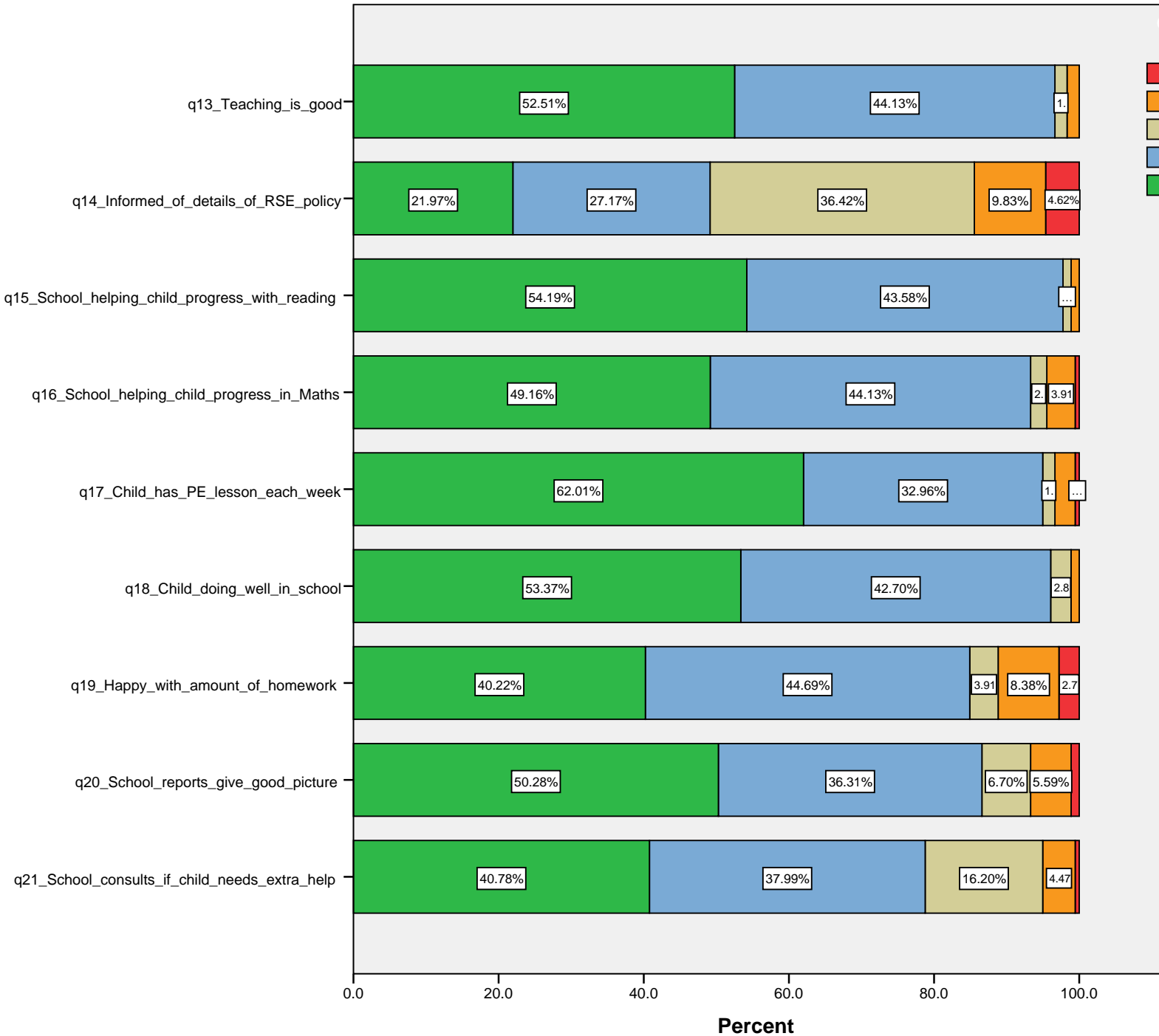


- Strongly Disagree
- Disagree
- Don't Know
- Agree
- Strongly Agree

The_school_and_my_child



Teaching_and_learning_in_the_school



- Strongly Disagree
- Disagree
- Don't Know
- Agree
- Strongly Agree

The_school_and_parents

