

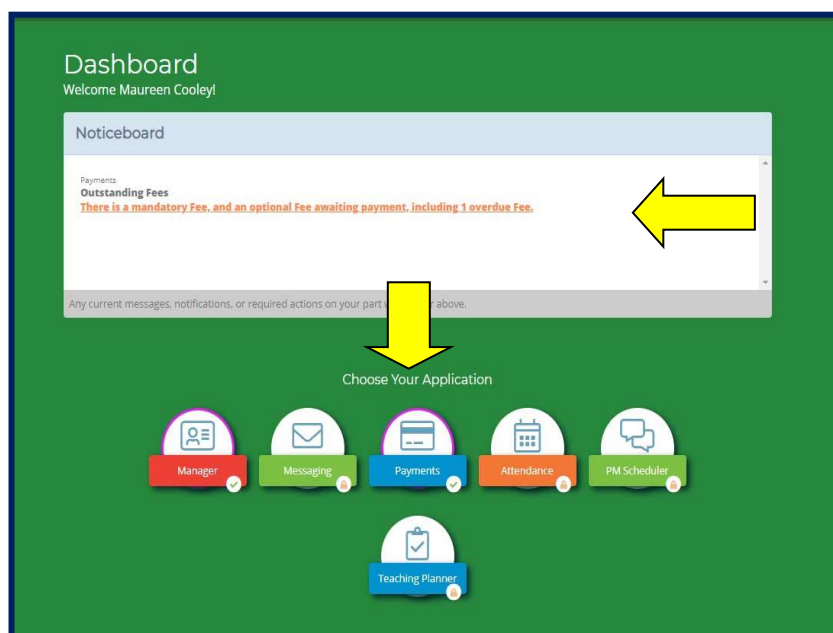
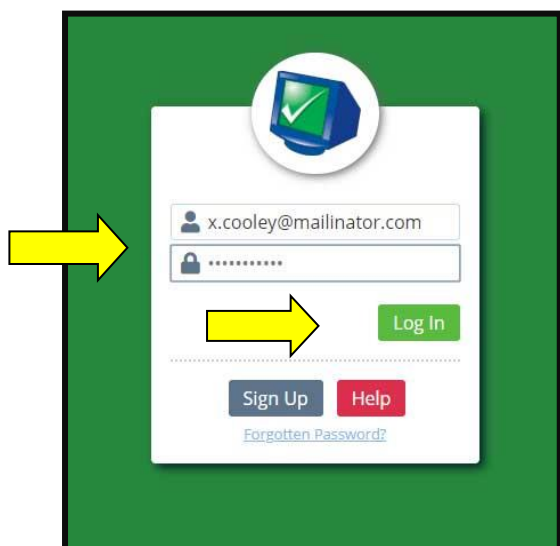
Make a payment on DataBiz Online Payments

1 - Go to the <https://www.databizsolutions.ie> website and click on **Parent Login** link in the top right hand corner.



2 - Enter your login credentials and click **Log In**

3. The Dashboard will be displayed. View the Payments against your child(ren) by either clicking on the **link in the Noticeboard** indicating the fees awaiting payment or by clicking the **Payments** icon near the bottom of the screen.



4 - The Payments screen with a list of all **Open** charges against your child(ren) will be displayed.

- Mark the charges that you wish to pay at this time by checking the box beside each charge and enter the amount you wish to pay in the box.
- Click the **Pay Now** button.
- **Please note** that there is a 31 cents charge added to the payment. This is a transaction charge taken by Stripe - the debit/credit card payment processor.

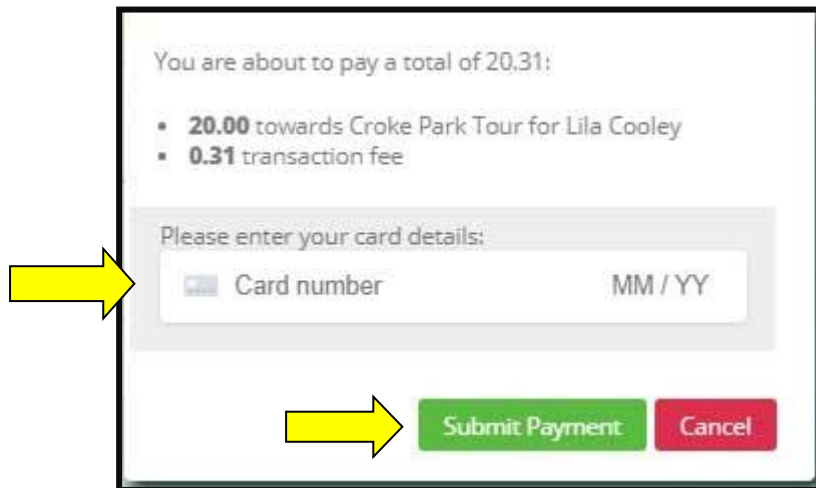
The screenshot displays the 'Payments' interface for a child named Lila Cooley. It shows a table of charges with columns for Fee ID, Charge Title, Fee Amount, Amount Paid, Paying Now, and Select for Payment. The 'Croke Park Tour' charge (Fee ID 955) is selected for payment with an amount of 20.00. A summary box at the bottom right shows the total payments and the transaction fee, resulting in a total paying amount of 20.31. A 'Pay Now' button is highlighted with a red box and a red arrow.

Fee ID	Charge Title	Fee Amount	Amount Paid	Paying Now	Select for Payment
Jett Cooley					
608	Swimming Term 1 2019-20	50.00	50.00	0.00	<input type="checkbox"/>
Lila Cooley					
955	Croke Park Tour	25.00	0.00	20.00	<input checked="" type="checkbox"/>
607	Swimming Term 1 2019-20	50.00	50.00	0.00	<input type="checkbox"/>
Other Charges					
164	Voluntary Contribution 19/20	150.00	50.00	0.00	<input type="checkbox"/>

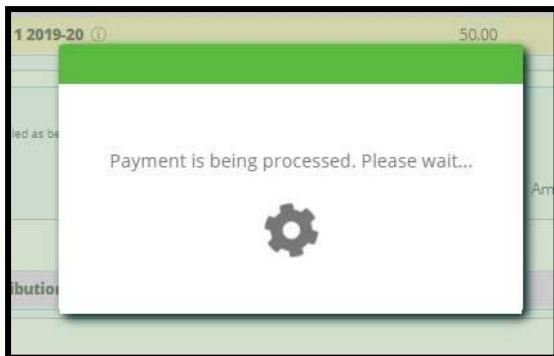
Total Payments: 20.00
+ Transaction Fee: 0.31
Total Paying Now: 20.31

Pay Now

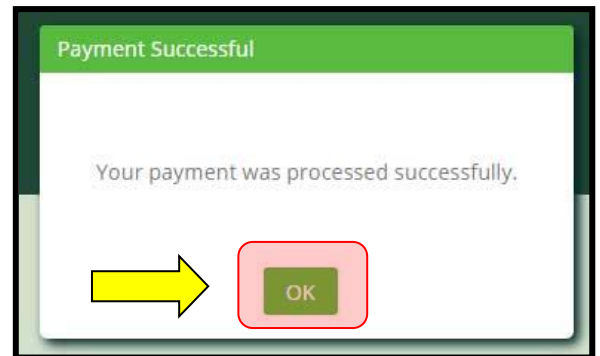
5 -Enter the card details when prompted and click **Submit Payment**.



The payment will be processed



When processed a **Payment Successful** message will appear. Click **OK**



The payment has been completed and the user can log out by clicking on the **Log Out** button in the top left hand corner of the screen.

