

# Eden Primary



## Primary One Induction Booklet



'a safe, happy and caring environment'



### Contact Details

Larne Road  
Carrickfergus  
BT38 7NL

Phone: 028 93351958  
Fax: 028 93360612



## Before Starting School

All children differ greatly and will arrive at school possessing a varying range of skills. As each child begins school, we endeavour to understand your child's strengths and weaknesses and support them in reaching their full potential.

### Teaching your child independence

You can help in a variety of ways before your child begins school. The following are some suggestions:-

- Encourage your child to play and co-operate with other children.
- Sorting a wide range of objects into shapes, sizes, colours etc. for classification.
- Counting everyday objects and becoming familiar with 'numbers'.
- Using pencils, crayons and scissors will help to develop fine motor skills. (Encourage your child to experiment with a pencil, drawing different shapes and colouring also) Remember your child does not have to 'write' before they come to school.
- Imaginary play—children love to dress up and this also encourages social interaction and language development.
- Shared reading—talk about the pictures and stories that you read to your child and enjoy reading a story together. Make story time fun! Singing familiar nursery rhymes/songs will also help develop language skills.

## Personal Skills

Only you can teach your child to be independent using the toilet. Most four and five year-olds should be able to cope quite happily on their own when starting school and help will always be there.

Encourage your child to be tidy. Allow him/her to look after personal belongings and put them away after playing.


Your child may have a school meal on some occasions — teach him/her how to use a knife and fork.



## The First Morning

For many children starting school is perhaps the first time they have been separated from their parents for a prolonged length of time. This can be a very nervous time for any young child. Suddenly they find themselves in a completely new environment with a group of children they do not know and also unfamiliar adults. It can take time for children to get used to school and become less anxious.

You have an important role to play in informing your child that they will enjoy school and all the different forms of learning that will take place. At all stages throughout your child's school life, you as a parent will be encouraged to take an active part at home in helping with their learning. You will be welcome to see Miss Reynolds or Dr. Sheeran with regard to this. If you wish to see Miss Reynolds at short notice, it would be appreciated if you would first contact the School Office. Hopefully your child will be excited to come to school on their first day. If your child does become anxious it is best to leave as soon as you can as we have lots of experience in dealing with this. There is usually lots going on and they soon become engrossed in their new environment.





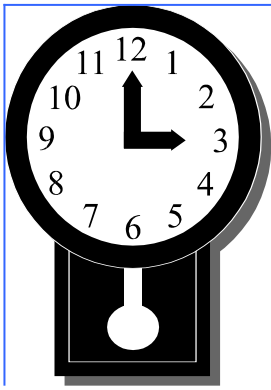
You can help make the first few days of school easier by encouraging your child to be independent i.e. help him/her find their own peg and allow them to hang up their own coat.

It is a great help if your child can cope with his/her own clothing (putting on their shoes and coat all by themselves). Also recognising their own name is of great benefit to your child.

Please put your child's name on ALL clothing, PE shoes, school folders, lunch boxes and welly boots.

On the first day of school your child will need:

- School uniform and a coat for outside play, all clearly labelled
- A lunch box containing their break - one thing to eat and one thing to drink. Please note that school milk will be available and details will be sent home during the first few days of school
- An Eden Primary school folder - this will be your child's school bag for the year and so no other bag will be required
- A change of clothes - please send in a full change of clothes and this will be placed in a bag on your child's coat peg



## The Primary One Day

### Timetable for Primary One Pupils (September)

8:45 a.m.	Arrival at school
10:30 a.m.	Children will have an opportunity to eat their break before going out to play.
10:45 a.m.	Break Time—Outside Play
10:55 a.m.	Morning activities continue
12:00 p.m.	School ends. Miss Reynolds will keep you informed of collection place - the first week will be collection from the classroom

### Timetable for Primary One Pupils (October to June)

8:45 a.m.	Arrival at school
10:30 a.m.	Children will have an opportunity to eat their break before going out to play.
10:45 a.m.	Break Time—Outside Play
10:55 a.m.	Morning activities continue
12:15 p.m.	Lunch—Outside Play
1:00 p.m.	Afternoon school begins
1:55 p.m.	School ends. Children should be collected in school playground



### **School Registration Form**

A School Data Form must be completed for each child. Information collected includes emergency contacts and health concerns / issues. It is vital that this information is completed in full and returned to the school office as soon as possible. Please ensure that the school is kept updated concerning changes in this information e.g. mobile phone numbers / change of address etc.

### **School Crossing**

Whilst we would encourage parents to use the suggested one-way system in Edenvale Avenue when dropping off / collecting their children, there is a pelican crossing available outside the school on the Larne Road.

## School Meals

School dinners are available from October onwards. They cost £2.60 per day. A menu is sent home and you can select which days your child will have dinner (the menu may vary). All money should be sent in on a **Monday**, stating which days you would like your child to have dinners.

Packed lunches are eaten in the classroom. For reasons of safety, we would ask that drinks are sent in plastic flasks and if grapes are sent in as a snack, please ensure they are sliced in half. Please label your child's lunch box / flask very clearly.

## Absences from School

Please inform your child's class teacher of any planned absences in advance if possible. A note or phone call is required to explain all absences from school.

## School Books and Reading Folders

We encourage children to take care of their books. It has always been policy to back all books and your co-operation will be greatly appreciated. Children will use their Eden Primary School folder. This should only be used for their reading, homework books and information notes. This folder will be used throughout Primary 1 and so a schoolbag is **not** required. We appreciate your support in caring for this bag.



## Parent-Teacher Association

In our school, we encourage parents to become involved in the life of the school. One of the ways of doing this is to join our Parent-Teacher Association. We meet on a regular basis to create and organize upcoming events which occur in school. This is a great opportunity for you to get to know other parents within our school and also the teachers. The School Newsletter/Website will keep you updated of any forthcoming events. The Annual General Meeting is held at the beginning of each school year and parents are actively encouraged to attend with the opportunity of joining the committee.

We feel that parents and teachers working together will contribute to a happy and successful school thus creating a positive environment for the children.



## School Supplies

The school supplies most of the materials that your child will need during their Primary One year. There are some supplies that you may need to purchase for your child in preparation for school. These are displayed below.

### **P.E. slippers**




Black slip-on or velcro slippers

### **School Folder**




This can be purchased in June at our Induction Day

### **3 Glue Sticks**



### **Lunch Bag**



A normal sized lunch bag that will contain both a snack and also packed lunch

### **Change of Clothes**



A pair of track bottoms, T-shirt, socks and underwear, all named

## School Uniform

Eden Primary has a school uniform policy and we encourage correct uniform to be worn.

- School Uniform : White shirt/school tie  
Grey skirt/pinafore/grey trousers  
Grey school jumper  
White/grey socks/black or red tights  
Black school shoes
- PE Uniform : Black jogging bottoms /leggings and  
Red sweatshirt  
White school T-shirt  
Black school shoes
- Summer Uniform : Red checked summer dress  
White socks  
Sandals  
Grey shorts  
Grey socks

## P.E. Uniform

P1 - 4 - Tuesday and Thursday  
(Change into PE slippers in school)

P5 - P7 also require white school  
T-shirts, jogging bottoms and  
sweatshirt for P.E. along with PE  
slippers



# People You Will Meet in School

