









## HOW MUCH PER TIRE?

 <b>MOTORCYCLE</b>	8 oz. (237 mL)	 <b>TRUCK/SUV</b>	20 oz. (592 mL)
 <b>WHEELBARROW</b>	8 oz. (237 mL)	 <b>GOLF CART</b>	20 oz. (592 mL)
 <b>CAR</b>	16 oz. (473 mL)	 <b>ATV</b>	24 oz. (710 mL)
 <b>TRAILER</b>	16 oz. (473 mL)	 <b>MOWER</b>	24 oz. (710 mL)

## HOW DO I INSTALL SLIME?

