









HOW MUCH PER TIRE?

	MOTORCYCLE	8 oz. (237 mL)		TRUCK/SUV	20 oz. (592 mL)
	WHEELBARROW	8 oz. (237 mL)		GOLF CART	20 oz. (592 mL)
	CAR/TRAILER	16 oz. (473 mL)		ATV/MOWER	24 oz. (710 mL)

HOW DO I INSTALL SLIME?



0.2 MI/0.32 KM



PSI
BAR/KPA