

WORLDWIDE LEADER IN TIRE CARE™



NO TIME TO SPARE

VIEW CATALOG 





<b>SEALANT</b>	<b>6 - 9</b>
TIRE SEALANT	6
CHART: HOW MUCH TIRE SEALANT?	7
TUBE SEALANT	8
TUBELESS SEALANT	8
CHART: HOW MUCH TUBE SEALANT?	9
<b>INFLATORS</b>	<b>10 - 17</b>
TIRE INFLATORS	10
PRO POWER TIRE INFLATORS	13
ALL-PURPOSE INFLATORS	14
MANUAL PUMPS	14
120V TIRE INFLATORS	17
<b>SPAIRS</b>	<b>18 - 19</b>
TIRE REPAIR KITS	18 - 19
QUICK SPAIRS	19
<b>TOOLS &amp; ACCESSORIES</b>	<b>20 - 28</b>
PRO-SERIES	20
DIGITAL TIRE GAUGES	20
DIAL TIRE GAUGES	21
AIR INFLATOR ACCESSORIES	21
PENCIL TIRE GAUGES	22
RUBBER CEMENT & BEAD SEALER	22
TIRE REPAIR PLUGS	23
TIRE PLUG KITS	24
PATCH KITS & TOOLS	24 - 25
TIRE TACKLE KITS	25
VALVE CAPS & ACCESSORIES	26
TIRE VALVES & TOOLS	27 - 28
BIKE ACCESSORIES	28
<b>TUBES</b>	<b>30 - 31</b>
SMART TUBES & SELF-SEALING TUBES	30
BIKE TUBES	31
<b>SLIMEPRO TUBES</b>	<b>33</b>
BIKE TUBES	33
<b>SLIMEPRO SEALANT</b>	<b>33</b>
TUBELESS SEALANT	33








**EVERY YEAR 70 MILLION SCRAP TIRES END UP IN LANDFILLS. TOGETHER WE CAN REDUCE THIS FIGURE**

### SLIME CARES

As the worldwide leader in tire care, Slime's complete product line works together to keep tires out of landfills.

Choosing to use Slime to repair a flat enables the tire to be cleaned, professionally repaired, and remain in use. Our sealants even contain chunks of recycled rubber, further reducing the number of tires in landfills.

Regular use of Slime pressure gauges and inflators ensures that tires operate at proper pressure levels, maximizing tire tread life.

By continuing to provide environmentally-friendly solutions for our customers' tires, we're able to make a difference. After all, for us being green goes deeper than just our brand color.

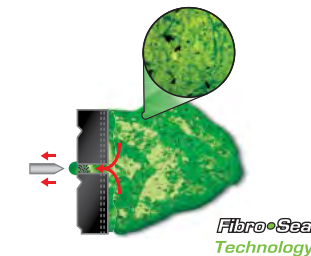
#### Products featuring Slime's Green Promise are:

- Non-toxic
- Non-hazardous
- Free of carcinogens
- Non-ozone-depleting
- Minimally packaged



### SLIME BASICS

Since 1989, Slime has been the world's safest and most effective sealant. When a puncture occurs, our patented sealant is carried directly to the puncture. The pressure of the escaping air forces the Fibro-Seal® particles into the opening, where they build up and intertwine to form a long-lasting, flexible plug. Instantly, air loss is blocked and a flat tire is prevented.



With a low freezing point of -35°F (-37°C) and a high separation point of 182°F (82°C), our sealants will remain effective under the most extreme temperatures. Slime tube and tire sealants are non-toxic, non-flammable and clean up easily with water. Our sealant is specially designed to be non-corrosive, making it safe for tires and rims. It can be safely removed from the tire, enabling the permanent application of an RMA (Rubber Manufacturers Association) approved plug/patch.

HOW TO USE SLIME		PREVENT FLATS	REPAIR FLATS
	CAR	●	✓
	TRUCK	●	✓
	SUV	●	✓
	MOTORCYCLE/SCOOTER	●	✓
	ATV/GOLF CART/TRAILER	✓	✓
	WHEELBARROW/MOWER/TRACTOR	✓	✓
	BICYCLE/DIRT BIKE	✓	✓

### TPMS COMPATIBILITY (⚠)

In order for a tire sealant to be accepted by leading sensor manufacturers, it must pass three product tests. After each test, the sensor is reinstalled on the vehicle and checked for proper functionality. A sensor must be functional after all three tests in order for the sealant to be endorsed by TPMS (Tire Pressure Monitoring Systems) manufacturers.

#### THE INSTALLATION TEST



**PASSED**

In this test, sealant must pass freely through the sensor without clogging the device. In order to pass, the sensor must show no evidence of clogging.

#### THE SUBMERSION TEST



**PASSED**

During this test, the sensor is fully submerged in the sealant, simulating exposure to the sealant inside a tire. In order to pass, the sensor must remain fully functional and show no evidence of damage.

#### THE VAPOR TEST



**PASSED**

In this test, the sensor is exposed to the sealant, then heated to 158°F (70°C), a temperature within the operating specifications of the tire and tire sensor. This simulates the high operating temperature of a tire in use. In order to pass, no evidence of sensor damage may be present.



**SEALANT**

**TIRE SEALANT**



- PART # 10011**  
16 oz. TPMS Tire Sealant  
Auto, trailer
- PART # 10113**  
18 oz. TPMS Tire Sealant  
Auto, trailer
- PART # 10012**  
20 oz. TPMS Tire Sealant  
Truck, SUV
- PART # 10164**  
24 oz. TPMS Tire Sealant  
All tires
- PART # 10163**  
1 Gal. Tire Sealant  
All tires



- PART # 10007**  
8 oz. Tire Sealant  
Wheelbarrow, motorcycle
- PART # 10008**  
24 oz. Tire Sealant  
ATV, mower
- PART # 10009**  
32 oz. Tire Sealant  
All tires



**PART # SDSB-5G**  
5 Gal. Tire Sealant  
All tires



**PART # SB-AP**  
5 Gal. Aluminum Pump



**PART # SDSB-55G**  
55 Gal. Tire Sealant  
All tires



**Slime Tire Sealant** seeks out and instantly seals tread area punctures up to 1/4" (6mm) using Fibro-Seal technology. Use Slime Tire Sealant with an air source to repair tire punctures on cars, trucks, motorcycles and SUVs. Install Slime in the tires of any off-highway vehicle and prevent flats before they occur.

- Instantly seals up to 1/4" (6mm) punctures
- Non-toxic, non-corrosive and non-hazardous
- Non-flammable
- Cleans up with water
- TPMS Safe (look for the yellow label)

**HOW MUCH TIRE SEALANT PER TIRE?**

	WHEELBARROW	8 oz.
	MOTORCYCLE/SCOOTER	8 oz.
	CAR/TRAILER	16 oz.
	TRUCK/SUV	20 oz.
	GOLF CART	20 oz.
	ATV/MOWER	24 oz.



**SEALANT**

**TUBE SEALANT**



<b>PART # 10003</b> <b>8 oz. Tube Sealant</b> Bike, dirt bike	<b>PART # 10003HT</b> <b>8 oz. Tube Sealant with hang tag</b> Bike, dirt bike	<b>PART # 10056</b> <b>16 oz. Tube Sealant</b> Bike, dirt bike, wheelbarrow Family Size	<b>PART # 10056HT</b> <b>16 oz. Tube Sealant with hang tag</b> Bike, dirt bike, wheelbarrow Family Size
---	---	--	--



<b>PART # 10004</b> <b>16 oz. Tube Sealant</b> Bike, dirt bike, wheelbarrow	<b>PART # 10162</b> <b>1 Gal. Tube Sealant</b> All tube tires	<b>PART # SB-5G</b> <b>5 Gal. Tube Sealant</b> All tube tires
---	---	---

**SEALANT**





**TUBELESS SEALANT**

Slime Pro Tubeless Sealant was designed and tested by professional riders to outperform the competition. Slime Pro provides unmatched protection by instantly and repeatedly sealing punctures before they ruin your ride.

- Instantly seals 1/8" (3mm) punctures
- Lightweight, non-corrosive and non-hazardous
- For UST and conversion systems






<b>PART # 10159</b> <b>3 oz. Slime Pro Tubeless Sealant</b> Bike	<b>PART # 10160SL</b> <b>8 oz. Slime Pro Tubeless Sealant</b> Bike
--	--

 =	<b>DOWNHILL</b>  3 oz. (90 mL)	<b>CROSS COUNTRY</b>  2 oz. (60 mL)	<b>ROAD</b>  1.5 oz. (45 mL)
--	--	---	--

**Slime Tube Sealant** seeks out and instantly seals tread area punctures up to 1/8" (3mm) using Fibro-Seal technology. Install in your bicycles, dirt bikes, wheelbarrows, riding mowers and more, and enjoy two years of continuous flat tire protection.

- Instantly seals up to 1/8" (3mm) punctures
- Non-toxic and non-hazardous
- Non-flammable
- Cleans up with water

**HOW MUCH TUBE SEALANT PER TIRE?**

	BICYCLE	4 oz.
	WHEELBARROW	8 oz.
	DIRT BIKE	8 oz.
	SCOOTER	8 oz.
	MOWER	24 oz.







**PART # 40001**  
**Power Sport**  
 Tire Inflator

- Adapts to any 12V power supply
- Rugged carrying case included



**PART # 40019**  
**All-Purpose Inflator**  
 Tires, small inflatables, sport balls

- Tire inflation time: 10 min.\*
- 12V accessory power



**PART # 40033**  
**Tire Inflator**  
 Cordless and rechargeable

- Tire inflation time: 6 min.\*
- 2 ways to recharge: 12V accessory or 120V wall outlet
- Color-coded battery level indicator
- Can be used as a 12V phone charger



**PART # 40020**  
**Tire Top Off**  
 Compact

- Tire inflation time: 14 min.\*
- 12V accessory power
- Dual purpose: check pressure & inflate



**PART # 40022**  
**Tire Inflator**  
 Digital display

- Tire inflation time: 6 min.\*
- 12V accessory power
- Inflate-Right™: Automatically shuts off when set pressure is reached
- Bright LED light



**PART # 40032**  
**Tire Inflator**  
 Cars, light trucks, SUVs

- Tire inflation time: 8 min.\*
- 12V accessory power
- Built-in dial gauge
- Bright LED light

There is a **Slime Tire Inflator** for every need. From compact 12V models that can fit in the glove box to cordless and rechargeable models that are perfect for camping. Keep a 12V Slime inflator in every vehicle and be prepared to inflate a low tire anytime, anywhere. The Slime 120V Tire Inflator is perfect for the garage. The Slime Tire Inflator line has the proper solution for every consumer and every inflation need.







\* INFLATION TIMES FOR INFLATORS BASED UPON STANDARD CAR TIRE = P195/65 R15

**PRO POWER TIRE INFLATORS**

**INFLATORS**



**PART # 40030**

**Pro Power Tire Inflator**  
Perfect for: Cars, light trucks  
17' total reach

- Tire inflation time: 6 min.\*
- 12V accessory power
- In-line dial gauge
- Compact model for easy storage



**PART # 40031**

**Pro Power Tire Inflator**  
Heavy-duty: 4x4, SUV, truck  
26' total reach

- Tire inflation time: 3 min.\*
- 12V accessory power
- In-line dial gauge, bright LED light and ergonomic handle
- Canvas carrying bag



**PART # 40026**

**2X Tire Inflator**  
2 cylinders for maximum power  
30' total reach

- Tire inflation time: 2 min.\*
- Alligator clips power adapter
- In-line dial gauge, bright LED light
- Heavy-duty rigid case

The **Compact Pro Power** inflator is perfect for cars and light trucks. As part of Slime's Pro Power series it includes a direct-drive motor and thermal break feature to prevent overheating. The compact model is whisper quiet.

The **Heavy-Duty Pro Power** inflator is great for 4x4, SUV and Truck applications. As part of Slime's Pro Power series it includes a direct-drive motor and thermal break feature to prevent overheating.

The **2X Pro Power** inflator is Slime's most powerful inflator, featuring 2 cylinders for maximum power. As part of Slime's Pro Power series, the 2X includes a direct-drive motor and thermal break feature to prevent overheating.



**INFLATORS**

**ALL-PURPOSE INFLATORS**



**PART # 40034**

**All-Purpose Inflator**

Multi-purpose for tires and rafts  
12' total reach

- Tire inflation time: 8 min.\* | Mattress inflation time: 3 min.\*\*
- 12V accessory power
- Two air hoses: High-pressure for tires and high-volume for rafts and mattresses
- Built-in dial gauge and bright LED light



**PART # 40028**

**All-Purpose Inflator**

Cordless and rechargeable for tires and rafts  
12' total reach

- Tire inflation time: 6 min.\* | Mattress inflation time: 1 min.\*\*
- 12V rechargeable inflator
- 2 motors: High-pressure for tires and high-volume for rafts and mattresses
- Bright LED light, rugged housing and built-in cup holders
- Digital gauge with Inflate-Right™: Automatically shuts off when set pressure is reached

**INFLATORS**

**MANUAL PUMPS**



**PART # 2061-A**

**Foot Pump**

Single Cylinder  
Adjustable desired pressure indicator

**PART # 2060-A**

**Hand Pump**

Single Cylinder  
Includes Presta Valve adapter

**Slime All-Purpose Inflators** should be required equipment for every camping trip. All models in the Slime All-Purpose Inflator family come with dual air hoses: One high-pressure for tires and the other high-volume for rafts and inflatables. Slime All-Purpose Inflators also include integrated handles, built-in gauges and bright LED lights for nighttime use. One model is rechargeable. Both come with air adapters for rafts, mattresses and sports balls.

\* TIRE INFLATION TIMES FOR INFLATORS BASED UPON STANDARD CAR TIRE = P195/65 R15

\*\* MATTRESS INFLATION TIMES FOR INFLATORS BASED UPON TWIN SIZE AIR MATTRESS







\*TIRE INFLATION TIMES FOR INFLATORS BASED UPON STANDARD CAR TIRE = P195/65 R15

**120V TIRE INFLATORS**

**INFLATORS**



- PART # 40029**  
**120V Tire Inflater**  
 Cars, trucks,  
 bikes, inflatables
- Tire inflation time: 4 min.\*
  - 120V wall outlet power
  - Attach to any extension cord
  - A must have for every garage



- PART # 40045**  
**120V Garage Inflater**  
 Cars, trucks,  
 bikes, inflatables
- Tire inflation time: 4 min.\*
  - 120V wall outlet power
  - Mounting bracket and screws included
  - Tire gauge
  - Tread depth gauge
  - Valve caps and air accessories
  - Attach to any extension cord
  - A must have for every garage





**Slime Spair Kits** combine Slime sealant and a Slime inflator, allowing consumers to install Slime sealant and re-inflate a tire in the event of a flat. Slime Spair Kits are the ideal alternative to using a spare tire and jack. There is a Slime Spair for every need and application. The compact Moto Spair stores easily in a motorcycle saddle bag, while the Smart Spair fits easily in a trunk. The Truck Spair features a powerful Slime Pro Power Series Inflator for heavy-duty applications. The Safety Spair conveniently combines sealant and air at the push of a single button to repair and inflate a standard car tire in just 7 minutes.

\* INFLATION TIMES FOR INFLATORS BASED UPON STANDARD CAR TIRE = P195/65 R15

**TIRE REPAIR KITS**

**SPAIRS**



**CONTENTS**

- 24 oz. Slime Tire Sealant (TPMS safe)
- Heavy-duty 12V tire inflator with LED light
- Adapters for any battery
- Key valve core removal tool
- Valve caps and valve cores
- Air adapters for inflatables
- Pencil tire gauge
- Black canvas case

**PART # 50063**

**Truck Spair**  
Large tires

- Tire inflation time: 3 min.\* | Total repair time: 11 min.
- Heavy-duty tire repair kit

**SPAIRS**

**TIRE REPAIR KITS**

\* INFLATION TIMES FOR INFLATORS BASED UPON STANDARD CAR TIRE = P195/65 R15



**PART # 50001**

**Moto Spair**  
Motorcycle/  
Scooter tires

Tire inflation time: 4 min.\* | Total repair time: 15 min.

**CONTENTS**

- 8 oz. Slime Tire Sealant
- Compact 12V tire inflator
- Adapters for any battery
- 10-50 PSI pencil tire gauge
- Rugged zippered case



**PART # 40013 (3 PACK)**

**Smart Spair**  
Standard tires

Tire inflation time: 7 min.\* | Total repair time: 15 min.

**CONTENTS**

- 16 oz. Slime Tire Sealant (TPMS safe)
- Compact 12V tire inflator
- Air adapters for inflatables
- Convenient zippered case



**CONTENTS**

- 24 oz. Slime Tire Sealant
- Heavy-duty 12V tire inflator with LED light
- Adapters for any battery
- Key valve core removal tool
- Valve caps and valve cores
- Air adapters for inflatables
- Pencil tire gauge
- Tire plugs
- T-handle reamer and plugger tools
- Black canvas case

**PART # 70004**

**Power Spair**  
Large tires

- Tire inflation time: 3 min.\* | Total repair time: 11 min.
- Heavy-duty tire repair kit

**AEROSOLS**

**SPAIRS**



**CONTENTS**

- 16 oz. Slime latex tire sealant (TPMS safe)
- Heavy-duty 12V tire inflator with LED light, backlit instructions and built-in dial gauge
- Convenient zippered case

**PART # 70005**

**REFILL CARTRIDGE # 10100**

**Safety Spair**  
Standard tires

- Tire inflation time: 4 min.\* | Total repair time: 7 min.
- Repairs a flat at the push of a button: Slime latex tire sealant and air are sent into the flat tire, repairing and re-inflating the tire in one simple step



**PART # 60088**

**12 oz. Quick Spair**

Seals punctures and inflates in seconds



**PART # 60089**

**16 oz. Quick Spair**

Seals punctures and inflates in seconds



**PART # 60090**

**20 oz. Quick Spair**

Seals punctures and inflates in seconds



**PRO-SERIES.**

Slime Pro-Series products are carefully designed and crafted to meet the rigors of every day tire repair. Each Pro-Series item is precisely built to premium quality making sure it stands the test of time. Pro-Series products get the job done and your friends might be pretty jealous they don't have one.



**PART # 20289**  
**5-60 PSI**  
**Liquid-Filled Gauge**  
 Extends life of gauge

- Liquid-filled for maximized accuracy
- Glows in the dark for nighttime repairs
- Shock resistant
- 5-60PSI
- Bleeder valve



**PART # 20290**  
**Ultimate Tire Repair Kit**  
 13 pieces, T-handle

- Easy grip aluminum reamer and plugger
- Insertion tool collar for accuracy
- 10 plugs
- Rubber cement



**PART # 2020-A**  
**10-160 PSI**  
**Dually RV Gauge**  
 with easy-reach hose



**PART # 20048**  
**5-60 PSI**  
**Tire Gauge**  
 with bleeder valve



**PART # 20049**  
**5-60 PSI**  
**Tire Gauge**  
 with bleeder valve



**PART # 20185**  
**1-20 PSI**  
**Low Pressure Gauge**  
 with rugged housing & bleeder valve



**PART # 2071-A**  
**0-99 PSI**  
**Digital LED Gauge**  
 with reset button



**PART # 20017**  
**5-150 PSI**  
**Digital Sport Tire Gauge**  
 with lighted tip



**PART # 20112**  
**5-150 PSI**  
**Digital Gauge**  
 Stores on key chain



**PART # 20186**  
**10-160 PSI**  
**High Pressure Gauge**  
 with rugged housing & bleeder valve



**PART # 20177**  
**Tread Depth Gauge**  
 1/32" - 1"

**SAVE GAS. CHECK TIRE PRESSURE.**

Checking your tire pressure once a month and before long trips will help you get the best gas mileage, maximize the lifespan of your tires and ensure your vehicle handles properly.



**PART # 20168**  
**5-150 PSI**  
**Digital Gauge**  
 Stores on key chain



**PART # 20187**  
**0-120 PSI**  
**Digital Tire Gauge**  
 with wraparound hose

- Simple 1 button operation
- 6" braided hose with press on nozzle
- Pressure release button



**PART # 20202**  
**0-100 PSI**  
**Ultimate Digital Gauge**

- Dynamic bleeder valve
- Back lit digital display
- LED light
- 6" flexible hose
- Black nylon storage bag



**PART # 20073**  
**Air/Water Adapter Kit**



**PART # 20200**  
**Air Accessories**  
 for inflators & pumps



**TOOLS & ACCESSORIES**

**PENCIL TIRE GAUGES**

\* GAUGES SHIPPED IN A VARIETY OF COLORS

**TIRE REPAIR PLUGS**

**TOOLS & ACCESSORIES**



**PART # 1011-A**  
1-20 PSI  
Tire Gauge  
with caps

**PART # 1023-A**  
10-50 PSI  
Tire Gauge\*  
with caps

**PART # 2005-A**  
20-120 PSI  
Tire Gauge  
with caps

**PART # 2007-A**  
5-50 PSI  
Air/Water Tire Gauge

**PART # 2016-A**  
10-120 PSI  
Dual Head Tire Gauge  
with valve extenders

**PART # 20233**  
Tire Repair Plugs  
5 pack

**PART # 1031-A**  
Tire Repair Plugs  
30 pack

**PART # 20141**  
Tire Repair Plugs  
30 pack, extra wide

**PART # 20142**  
Tire Repair Plugs  
50 pack, extra long, extra wide

**PART # 20143**  
Tire Repair Plugs  
50 pack, extra long



**PART # 2021-A**  
10-150 PSI  
Tire Gauge  
Dually, RV, SUV

**PART # 20042**  
20-120 PSI  
Bike Tire Gauge

**PART # 22012**  
5-50 PSI  
Tire Gauge

**PART # 22013**  
5-50 PSI  
Tire Gauge  
with caps

**TOOLS & ACCESSORIES**

**RUBBER CEMENT & BEAD SEALER**



**PART # 1051-A**  
1 fl. oz. Rubber Cement

**PART # 1050**  
8 fl. oz. Rubber Cement

**PART # 10137**  
32 fl. oz. Bead Sealer





**TOOLS & ACCESSORIES**

**TIRE PLUG KITS**

**PATCH KITS & TOOLS**

**TOOLS & ACCESSORIES**



**PART # 1034-A**  
Tire Plug Kit  
8 pieces, T-handle

**PART # 2040-A**  
Deluxe Tire Plug Kit + Glue  
11 pieces, pistol-grip handle

**PART # 20204**  
Tire Plug Kit  
6 pieces, T-handle

**PART # 20203**  
Tire Plug Kit  
4 pieces, screwdriver handle

**PART # 21032**  
Tire Plug Kit + Glue  
6 pieces, screwdriver handle

**PART # 2030-A**  
Tire Patch Kit + Glue  
Radial tires

**PART # 2033**  
Patches + Glue  
56 patches, various sizes,  
for all rubber repairs

**PART # 20189**  
Classic Patch Kit  
27 pieces, for all rubber repairs

**PART # 20179**  
Tire Marker

**TOOLS & ACCESSORIES**

**PATCH KITS & TOOLS**

**TIRE TACKLE KITS**

**TOOLS & ACCESSORIES**



**PART # 1022-A**  
Tube Patch Kit + Glue  
Bikes and inflatables

**PART # 1025-A**  
Tire Buffer  
with stitcher

**PART # 1028-A**  
6" Tire Patch  
Heavy-duty,  
for bias ply tires

**PART # 1035-A**  
2 3/8" Patches  
20 pack, for all rubber repairs

**PART # 2410**  
14 Piece Tire Tackle: Small  
Glove box

**PART # 2510**  
22 Piece Tire Tackle: Medium  
ATV, Tractor, Off-Road

**PART # 20133**  
9 Piece Tire Tackle: T-handle  
All tires





**TOOLS & ACCESSORIES**

**VALVE CAPS & ACCESSORIES**

**TIRE VALVES & TOOLS**

**TOOLS & ACCESSORIES**



<b>PART # 20116</b> <b>Valve Caps</b> Pink anodized	<b>PART # 20129</b> <b>Valve Caps</b> Red anodized	<b>PART # 20130</b> <b>Valve Caps</b> Blue anodized	<b>PART # 20131</b> <b>Valve Caps</b> Aluminum	<b>PART # 20132</b> <b>Valve Caps</b> Black anodized	<b>PART # 2044-A</b> <b>4-Way Tool</b>	<b>PART # 2045-A</b> <b>Valve Extenders</b> Metal, 1 1/4"	<b>PART # 2047-A</b> <b>Valve Extenders</b> Plastic, 1 1/4"	<b>PART # 2078-A</b> <b>Tire Valves TR413</b> Chrome, 1 1/4"	<b>PART # 20161</b> <b>Tire Valves TR415</b> Tubeless, 1 1/4"
---	--	---	--	--	---	---	---	--	---



<b>PART # 2048-A</b> <b>Valve Caps</b> Chrome	<b>PART # 20094</b> <b>Valve Caps &amp; Sleeves</b> Set of 4 (each)	<b>PART # 20230</b> <b>Valve Caps</b> Nitrogen	<b>PART # S20221</b> <b>32 PSI</b> <b>Tire Pressure Valve Caps</b> Color-coded indicators	<b>PART # S20222</b> <b>36 PSI</b> <b>Tire Pressure Valve Caps</b> Color-coded indicators	<b>PART # 2080-A</b> <b>Tire Valves TR413</b> Tubeless, 1 1/4"	<b>PART # 2081-A</b> <b>Tire Valves TR418</b> Tubeless, 2"	<b>PART # 20004</b> <b>Tire Valves TR425</b> Tubeless, 2"	<b>PART # 20075</b> <b>Valve Fishing Tool</b>	<b>PART # 20076</b> <b>Core Housings</b> TR218A/TR618A Air/Liquid CH3
---	---	--	--	--	--	--	---	--	--



<b>PART # 22049</b> <b>Valve Caps</b> Plastic	<b>PART # 20291</b> <b>Nitrogen Valve Caps</b> Set of 4	<b>PART # 22042</b> <b>Valve Cores</b> Set of 4	<b>PART # 20200</b> <b>Air Accessories</b> 2 inflatable adapters, 1 air needle	<b>PART # 23032</b> <b>Air Needles</b> Set of 2	<b>PART # 20077</b> <b>Valve Insertion Tool</b>	<b>PART # 20088</b> <b>4-Way Tool</b> with 4 valve cores	<b>PART # 20128</b> <b>Tire Valves TR416</b> High-performance, 1 1/4"	<b>PART # 20140</b> <b>Dually Valve Extenders</b>
---	---	---	---	---	--	--	---	--



**TOOLS & ACCESSORIES**

**TIRE VALVES & TOOLS**



**PART # 20149**  
**Tire Valves TR414**  
 Tubeless, 1 1/2"



**PART # 20172**  
**TPMS Snap-In Valve**  
 1 1/2"



**PART # 20178**  
**Valve Core Tool**  
 Removal & installation tool

**TOOLS & ACCESSORIES**

**BIKE ACCESSORIES**



**PART # 20027**  
**1" Skabs**  
 6 pre-glued patches,  
 2 tire levers



**PART # 20040**  
**1" Skabs**  
 6 pre-glued patches



**PART # 20197**  
**Tube Repair**  
 Patch kit



**PART # 23042**  
**Valve Adapter**  
 Presta to Schrader (standard)



**Tube Protectors**  
 Twin Packs

PART #	TUBE SIZE
SL-T1526/6	26" x 1.5 - 2.125"
20093	One size fits most

Lightweight tube protectors provide a physical barrier, deflecting nails, glass, thorns and other debris to prevent punctures. They install easily between the tube and tire, plus they're 17% lighter & 27% stronger than before.







BIKE TUBES **TUBES**

**SCHRADER VALVE**

PART #	TUBE SIZE
30051	16" x 1.75 - 2.125"
30049	20" x 1.5 - 2.125"
30047	24" x 1.75 - 2.125"
30044	26" x 1 3/8"
30045	26" x 1.75 - 2.125"
30070	29" x 1.85 - 2.20"

**PRESTA VALVE**

PART #	TUBE SIZE
STB-926212/10	26" x 1.75 - 2.125"
30076	27.5" x 1.9 - 2.125"
30043	29" x 1.85 - 2.20"
STB-970019/10	700 x 19 - 25mm
STB-970028/10	700 x 28 - 35mm



**Self-Sealing Tubes**  
Inner tubes pre-filled with Slime Tube Sealant

- Instantly seals up to 1/8" (3mm) punctures
- Provides flat tire protection for up to 2 years
- Pre-filled with environmentally-friendly Slime tube sealant

**Slime Smart Tubes and Self-Sealing Tubes** instantly and repeatedly seal punctures before they ruin your day. Factory-filled with a precise volume of Slime Tube Sealant, they install like a regular tube, while offering powerful Slime protection. They provide a physical barrier against thorns, glass and nails. Should any debris get through, Slime tube sealant instantly goes to work, seeking out and sealing the puncture.



**SCHRADER VALVE**

PART #	TUBE SIZE
30075	20" x 1.5 - 2.125"
30074	26" x 1.75 - 2.125"

**Self-Sealing Tubes Value Packs**  
Inner tubes pre-filled with Slime Tube Sealant

- Instantly seals up to 1/8" (3mm) punctures
- Provides flat tire protection for up to 2 years
- Pre-filled with environmentally-friendly Slime tube sealant

**TUBES** SMART TUBES & SELF SEALING TUBES



PART #	DESCRIPTION	TUBE SIZE
30010	4" Utility	4.00/3.5-4
30011	6" Wheelbarrow	4.10/3.5-6
30012	8" Wheelbarrow	4.8/4.0-8
30014	15" Lawn Tractor	15 x 6.0-6, 530/450-6, 13 x 5.0-6
30015	16" Lawn Tractor	16 x 6.5-8, 16 x 7.5-8
30013	20" Lawn Tractor	20 x 8.0-8, 20 x 10.0-8, 21 x 12.0-8, 22 x 11.0-8, 22 x 12.0-8

**Utility, Wheelbarrow and Lawn Tractor Smart Tubes™**  
Inner tubes pre-filled with Slime Tube Sealant



**SCHRADER VALVE**

PART #	TUBE SIZE
30050	20" x 1.75 - 2.125"
30046	26" x 1.75 - 2.125"

**PRESTA VALVE**

PART #	TUBE SIZE
30055	26" x 1.75 - 2.125"

**Super Thick Self-Sealing Tubes**  
Super thick inner tubes pre-filled with Slime Tube Sealant

- Ultimate protection
- Ultra-thick, thorn-resistant tube pre-filled with Slime tube sealant





Slime Pro was introduced in 2008 as our line of products geared specifically toward hardcore cyclists and cycling enthusiasts. Many of us here at Slime, being riders ourselves, saw the need for lighter, more durable and aggressive products to get us up the mountain, fly down the mountain, over the gap, across the country and across the finish line faster and without flats! That's how Slime Pro was born.

Slime Pro means decreased weight without compromising strength. We've personally engineered Slime Pro products, like Slime Pro Tubeless Sealant and Slime Pro Lite Tubes, to outperform the competition. That's why it is the first choice for professionals and hard core cyclists in all types of riding. And look out for our new Slime Pro Tubeless Ready Kit. We worked in a few surprises there.

## BIKE TUBES

## TUBES



### SCHRADER VALVE

PART #	TUBE SIZE
30027	26" x 1.75 - 2.125"

### PRESTA VALVE

PART #	TUBE SIZE
30024	26" x 1.75 - 2.125"
30026	700 x 19 - 25mm
30025	700 x 28 - 35mm

#### Lite Smart Tubes™

Lightweight butyl inner tubes pre-filled with Slime Tube Sealant

- Superior flat tire protection without adding significant weight
- Lightweight butyl tube pre-filled with revolutionary Slime Tube Sealant

## TUBELESS SEALANT

## SEALANT

Slime Pro Tubeless Sealant's new improved formula was designed and tested by professional riders to outperform and outlast the competition. Not only will the sealant stay liquid longer in your tires, but is the only sealant in the world compatible with CO<sub>2</sub>.

- Instantly seals 1/8" (3mm) punctures
- Lightweight, non-corrosive and non-hazardous
- The world's only CO<sub>2</sub> compatible sealant
- Stays liquid longer (6+ months of non-drying performance)



**PART # 10159**  
3 oz. Slime Pro Tubeless Sealant Bike



**PART # 10160SL**  
8 oz. Slime Pro Tubeless Sealant Bike

