



# GENUINE REPLACEMENT PARTS



DRIVE BELTS  
1955-1989

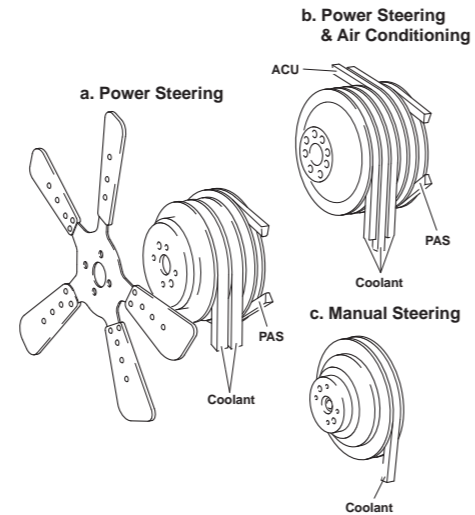
APPLICABLE TO ALL MARKETS



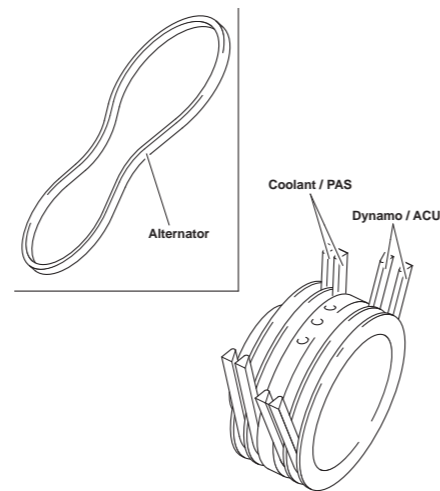
# REPLACEMENT DRIVE BELTS FOR ROLLS-ROYCE & BENTLEY MOTOR CARS 1955-1989



Rolls-Royce							
MODEL	CHASSIS/VIN NUMBER RANGE		APPROXIMATE PRODUCTION DATES		BELT SYSTEM		
SILVER CLOUD	SWA2	SNH262	1955	1959	1a/b/c		
	Long Wheelbase ALC1	CLC47	1957	1959	1a/b/c		
SILVER CLOUD II	SPA2	SAE745	1959	1962	2		
	Long Wheelbase LCA1	LCD25	1959	1962	2		
SILVER CLOUD III	SAZ1	SKP423	1962	1965	2		
	Long Wheelbase CAL1	CGL29	1962	1965	2		
SILVER SHADOW	Four Door Saloon	1001	8741	1965	1969	3/4*	
		8742	20754	1969	1974	4	
		20755	26700	1974	1976	5	
Two Door Saloon	• James Young • Mulliner Park Ward	1067	2269	1965	1966	3/4*	
		1148	8694	1965	1969	3/4*	
		9040	9767	1970	1971	4	
		• Drophead Coupé	1698	9769	1967	1971	3/4*
			Long Wheelbase	1467	8697	1965	1969
9067	20627	1970	1974	4			
20620	26700	1974	1976	5			
CORNICHE	Convertible	9919	20170	1971	1974	4	
		20171	26705	1974	1976	5	
		30001	50757	1976	1980	7	
		01524	16968	1980	1987	8	
		Two Door Saloon	9770	20170	1971	1974	4
20171	26703		1974	1976	5		
30011	41648		1976	1980	7		
CAMARGUE	14674	26708	1975	1976	6		
	30001	10414	1976	1986	7		
SHADOW II	30001	41648	1977	1980	7		
SILVER WRAITH II	30084	41648	1976	1980	7		
SILVER SPIRIT	01001	16930	1980	1986	8		
	20004	24501	1987	1988	10		
	24559	27798	1989	1989	11		
SILVER SPUR	01006	16970	1980	1987	8		
	20004	24503	1987	1988	10		
	24510	27798	1988	1989	11		
CORNICHE II	20010	29289	1987	1989	12		



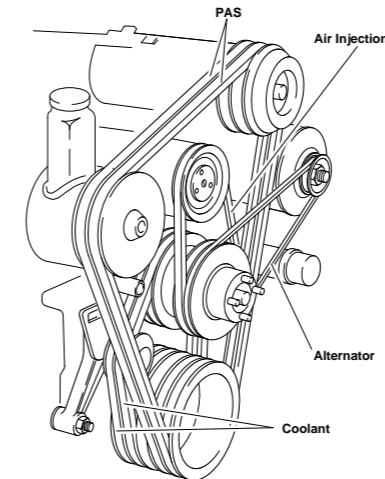
	Coolant	PAS	ACU
1a	UE3790	UE4529	
1b	RH8396	UE4192	UE5093 (6" Clutch) UE2246 (8" Clutch)
1c	UE2803		



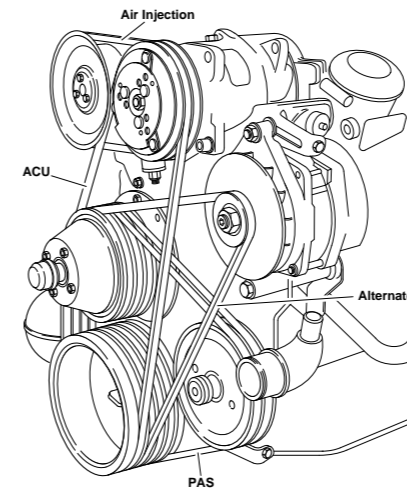
	Coolant/PAS	Dynamo/ACU	Alternator
2	RH9265	RH9263	
3* with ACU	UE32658	RH9266	
without ACU	UE34563	RH9265	
4*	RH9264	SPC2717	RH8501
5	UE37810	SPC2717	SPC2680

\* 3 - with Hobourn Eaton steering pump  
\* 4 - with Saginaw steering pump

**NOTES** A - Austria • Au - Australia • Can - Canada • CH - Switzerland • J - Japan • NAm - North America • Swe - Sweden • Ca - California  
PAS - Power Assisted Steering • ACU - Air Conditioning Unit • o/t - other than



	Coolant	PAS	Alternator	Air Injection
6	UE37810	SPC2717	SPC2680	SPC1554
7	UE37810	SPC2717	SPC2680	SPC2192 (NAm and Can) SPC2183 (Ca, Au and J)
8	UE37810	SPC2717	SPC2680	SPC2183 (NAm, J and Au) SPC3213 (with Motorola alternator)



	PAS	ACU	Alternator	Air Injection
9	SPC2917	SPC2374	SPC2611	
10	UE46097	SPC3429	SPC3430	SPC3431 (NAm)
11	UE46097	SPC3429	SPC3430	UE73917 (Turbo for NAm, J, Au, CH, A and Swe) SPC3431 (All other models)
12	UE46097	SPC3429	SPC3430	SPC3431 (NAm, J, CH and A)

Bentley								
MODEL	CHASSIS/VIN NUMBER RANGE		APPROXIMATE PRODUCTION DATES		BELT SYSTEM			
S SERIES	B2AN	B50HA	1955	1959	1a/b/c			
	Long Wheelbase ALB1	ALB35	1957	1959	1a/b/c			
	Continental S1 BC1AF	BC31GN	1955	1959	1a/b/c			
S2	B1AA	B404DW	1959	1962	2			
	Long Wheelbase LBA1	LBB33	1960	1962	2			
	Continental S2 BC1AR	BC140CZ	1959	1962	2			
S3	B2AV	B40JP	1962	1966	2			
	Long Wheelbase BAL2	BCL22	1962	1965	2			
	Continental S3 BC2XA	BC88XE	1962	1966	2			
T SERIES	Four Door Saloon	1001	8741	1965	1969	3/4*		
		8742	20754	1969	1974	4		
		20755	26700	1974	1976	5		
		Two Door Saloon	• James Young	1067	2278	1965	1966	3/4*
			• Mulliner Park Ward	1148	9767	1965	1971	3/4*
• Drophead Coupé	3049	9769	1967	1971	3/4*			
CORNICHE	Convertible	15935	20170	1973	1974	4		
		20171	26705	1974	1976	5		
		30003	50757	1976	1980	7		
		01524	10382	1980	1985	9		
		Two Door Saloon	9970	20170	1971	1974	4	
20171	26703		1974	1976	5			
30011	41648		1976	1980	7			
T2	30001	41648	1977	1980	7			
MULSANNE	01009	16930	1980	1987	8			
MULSANNE TURBO	04233	14162	1982	1985	9			
EIGHT	08862	16954	1984	1987	8			
	20006	24497	1987	1988	10			
	24513	27798	1989	1989	11			
MULSANNE S	20013	24568	1987	1988	10			
	24569	27798	1989	1989	11			
TURBO R	12834	16570	1985	1986	9			
	20001	23935	1987	1988	10			
	24567	27793	1989	1989	11			
CONTINENTAL	13482	16890	1985	1987	9			
	20010	29289	1987	1989	12			