

# OMNIA

## Dental Division Europe

### Omnia Srl

Via F. Delnevo, 190  
43036 Fidenza (PR) - Italy  
☎ +39 0524 527453  
☎ +39 0524 525230  
✉ omniaspa.eu  
✉ info@omniaspa.eu

### Camark SA

Industrial Park Axioupoli  
61400 Axioupoli - Greece  
☎ +30 23430 32043  
☎ +30 23430 31937  
✉ camark.gr  
✉ info@camark.gr

### Omnia Dental S.L.

Alberto Bosch, 10 Bajo Izqda  
28014 Madrid - Spain  
☎ +34 91 0609731  
☎ +34 91 1998149  
✉ omnia-dental.com  
✉ atencion.cliente@omnia-dental.com



Have a look inside  
Omnia Company.



All product names are trademarks of Omnia srl,  
a Cantel Medical Company, its affiliates or  
related companies, unless otherwise noted.  
90.L0351.00 Rev 04/July/2019.



# OMNIA

General Catalogue  
2019/2020



## **Cantel's Dental division expands leadership position in European infection prevention market following acquisition of Omnia S.p.A.**

### **Acquisition offers customers more comprehensive infection prevention solutions and creates infrastructure for future Dental business growth.**

**Hauppauge, NY** - (February 1, 2019) – **Cantel Medical Corp.** (NYSE:CMD), announced today that it has completed its previously announced acquisition to acquire **Omnia S.p.A.** ("Omnia"), an Italian-based market leader in dental surgical consumable solutions.

The portfolio infection prevention solutions of Cantel's Dental division, **Crosstex International Inc. ("Crosstex")** will be further expanded to include Omnia's wide-ranging portfolio of sutures, irrigation tubing and customized dental surgical procedure kits, with a focus on procedure room set-up and cross-contamination prevention.

"Omnia's comprehensive product lines of high-quality, innovative infection prevention and surgical solutions will be a strong addition to our growing dental portfolio," said Gary Steinberg, President of Crosstex, Cantel's Dental division. "We believe Omnia's existing sales channels and focus on specialty dentistry will better equip us to service an additional segment of the dental market where maintaining aseptic procedures is critical."

"We are very excited to join Cantel's Dental division," stated Robert Cerioli, new Managing Director for Cantel's European Dental business (formerly President of Omnia) "As a part of the Cantel organization, we are better equipped to service the dental practices and expand the adoption of both the Omnia and Crosstex portfolios within the European markets."



#### **About Cantel Medical Corp.**

Cantel Medical Corp. is a leading global company dedicated to delivering innovative infection prevention products and services for patients, caregivers, and other healthcare providers, which improve outcomes, enhance safety and help save lives. Our products include specialized medical device reprocessing systems for endoscopy and renal dialysis, advanced water purification equipment, sterilants, disinfectants and cleaners, sterility assurance monitoring products for hospitals and dental clinics, disposable infection control products primarily for dental and GI endoscopy markets, dialysate concentrates, hollow fiber membrane filtration and separation products. Additionally, we provide technical service for our products.

For further information, visit the Cantel website at [www.cantelmedical.com](http://www.cantelmedical.com).



#### **About Crosstex International, Inc.**

Crosstex International, Inc., the Dental division of Cantel Medical Corp., manufactures a wide array of unique and innovative infection prevention and compliance products for the global healthcare industry. Founded in 1953 and headquartered in Hauppauge, New York, Crosstex is a recognized leader for its portfolio of waterline treatment and compliance solutions, biological monitoring, sterility assurance, and preventive products, nitrous oxide sedation, and personal protection equipment (PPE).

For further information, visit [www.crosstex.com](http://www.crosstex.com).



#### **About Omnia**

Omnia is a leading manufacturer and distributor of custom procedure kits, sutures and irrigation line systems, with a special focus on the set-up of the operating room and the prevention of cross-contamination. Omnia has a solid history of developing, manufacturing and selling innovative sterile and disposable surgical products. These products are specifically designed to meet the demanding requirements of dental surgery.

For further information, visit the Omnia website at [www.omniaspa.eu](http://www.omniaspa.eu).

# OMNIA

## Omnia, sure to be safe

Omnia is a constantly evolving company, aware of the problems that can arise in dental surgeries and ready to create new solutions to meet dentists' needs.

Since 1990, our history is characterized by a growing commitment in the fight against cross-infection, which has enabled us to achieve standards of hygiene and safety that meet the strictest national and international regulations.

**Our mission:** to enable dentists around the world to work in the best possible conditions in terms of hygiene, safety, effectiveness and efficiency.

**Our numbers:** 35 employees, 60 agents in Italy, 3200 square meters of business area, about 400 distributors in Italy and in 50 countries around the world.

**We celebrated our 27th anniversary and we are now ready to take on the challenges that the future holds for us:**

- a constant technological development of our products and the ways in which we interact with our customers
- the continuous training of dental professionals to help them do their jobs at best
- the search for new markets where to introduce Omnia brand and know-how.



The customer satisfaction is our major goal and is leading us in all our processes. We are used to face the customer needs in the shortest time, optimizing our knowledge and the individual competences of our team.

We favour the know how inside the company sharing the experiences among the collaborators.

The high level of expertise and professional skills owned by our team, which Omnia is training internally and externally with the most qualified organisations, allows us to keep our leading position in the dental market. Behind all our products, you will find the passion of a company which still believes in values like innovation and quality.

**Omnia** has renewed its catalogue graphics and contents, bringing together the different lines of products in a single tool that facilitates consultation and makes it more immediate. We present a line of products that will meet the different needs of dentists, surgical staff and patients. A range of products that, over the years, is becoming increasingly wider and more complete:

### Surgical Line

Surgical Line, consisting of surgical aspirators, irrigation sets, drapes, accessories and procedure kits for oral surgery.

### Safety Line

Safety Line, a line of high quality disposable covers aimed at preventing cross-contamination.

### Essential Line by Omnia

Essential Line, a line of drapes made of nonwoven fabric that includes both patient and surface drapes.

Essential Line combines the effective barrier effect with a high state of comfort at a very competitive price. The new sets and oral surgery accessories, complete its range.

### MAXIL®

Maxil is the line of high-quality surgical instruments helping the professional achieve clinical success in implantation and reconstructive bone surgery. Operation theater accessories, a range of furniture that represent an elegant solution for every dental practice, complete its range.



Omnia Dental S.L. →

← Omnia Srl  
Fidenza (PR)

↕ Camark SA  
Axioupoli

# OMNIA

## Our Fabrics



Omnia manufactures its line of products using high-performance innovative fabrics.

Non-woven fabric materials, which are expressly designed and developed to improve comfort and safety during dental procedures, ensure the utmost hygiene, care and protection to both operators and patients. Their minimum thickness makes the products soft and comfortable and, at the same time, ensures an excellent barrier effect.

PE materials are manufactured instead using special mixtures to ensure safety and hygiene, without impairing, however, the operation of the equipment, where they are used on.

### Softesse®



Thanks to a particular manufacturing process, **Softesse®** is very soft, drapable and has an unparalleled degree of breathability. It ensures an absolute barrier to body fluids and to the passage of any sort of contaminant agents. At present, it is the highest qualitative standard ever achieved in medical “non-woven fabric” (NWF) technology.

### Microfiber SMS



The honeycomb fibre structure of this non-woven fabric (NWF) guarantees an effective barrier to the passage of fluids and pathogens, yet providing an excellent wearing comfort for the operator. Fibrils are oriented in a particular fashion so as to obtain a very resistant and soft-touch fabric.

### Absorbent Liquid proof NWF+PE



The high-grammage non-woven fabric (NWF), which we use to manufacture dental treatment unit covers and drapes for surface and patient, is waterproof, tear-resistant and comfortable for the patients. It was obtained by combining together different materials, and guarantees a high barrier effect.

### Fluid-Repellent NWF + PE




The fluid-repellent, soft and light, non-woven fabric (NWF) is an effective protection for both the operator and the patient. Its reasonable price makes it suitable for manufacturing surgical gowns for operations of short duration and gowns for the patients.

### Aerated Non-Woven Fabric



The soft texture of this non-woven fabric (NWF) and its micro-aerated structure that allows ventilation make it particularly fit for manufacturing surgical caps and headwear to be used in dental environments.

### Non-Toxic Medical Grade PE



Omnia non-toxic medical grade PE guarantees a complete impermeability to pathogenic and contaminant agents, and makes any procedure safer and easier, without impairing the operation of the equipment used.

## Customized Procedure Kits

The painstaking, rigorous and proper preparation of the surgical environment following a pre-arranged protocol is an essential element for a successful outcome of the operation. The important task consists in ensuring the availability, making the choice, checking and preparing the large number of products needed for a surgical operation.

These procedures are time-consuming for operating theatre professionals. Therefore, to satisfy the needs of the people working in operating theatres, OMNIA® developed an alternative solution that is extremely efficient: the customized procedure kits. They consist of a single surgical pack containing different items that are generally used for the preparation of the operating theatre.

## Customization

A customized kit is the set of disposable medical devices prepared according to the particular requirements of the surgical team, in order to meet the needs and features of the different surgical protocols. The aim is to contribute in improving the efficiency of the operating theatre, by reducing preparation delays and working loads and improving performance quality and patient assistance quality. Through the customization of the procedure kit, working time and costs are optimized. The name of the commissioning Surgical Team is printed on the label of each kit.



## Final aim

The aim of customized procedure kits is to contribute in improving the efficiency of the operating theatre through the simplification and reduction of preparation delays and working loads. In this way, both the quality of performance and the quality of assistance to patients are improved. By streamlining the process of planning and preparation of surgical operations, total costs for each single procedure are reduced. Furthermore, the saved time will allow you to better focus on the clinical case.

[www.omniaspaset.com](http://www.omniaspaset.com)

## Indications for a correct composition of Procedure Kits

For a correct composition of the procedure kit, which should meet both the requirements of the medical staff and the particular requirements of the operation to be carried out, the following elements need to be carefully and minutely examined:

- Check-list of the essential items of the kit
- Definition of the materials, quantities and measures of the different items
- Definition of the number of operations planned during the year
- Preparation of an estimate
- Sampling of the kit
- Changes in the composition of the kit, if any

The composition of the procedure kit is the final step of a working chain, composed of several planning and operational stages. We are able to satisfy the different needs of our customers thanks to the wide choice offered by our rich range of products, which include:

- Surgical gowns
- Patient and surface drapes
- Surgical accessories (sheaths and adhesive films)
- Aspiration systems
- Irrigation systems

On the website you will find a range of products which are not present in the catalogue; these can only be used to create a personalized set.



## Regulations and Traceability

Our kits include medical devices and accessories complying with the provisions of the 93/42/EC Directive concerning medical devices (as updated and amended by the 2007/47/EC Directive), as well as the provisions of the UNI EN ISO 13485:2004 standards.

The directives and standards regulate production specifications and the safe placing on the market of the devices, as well as their preservation, transport, labelling, after-sale surveillance, management of claims and non conformities and, in particular, the traceability of the devices. Traceability is a procedure allowing to easily and accurately reconstruct all the stages of the previous production process (from the arrival of raw materials/components till sterilization) through records on paper and/or electronic media for a proper storage and conservation of data. The batch number assigned to the device, its code and expiry date, which data are reported on all the documents concerning the items manufactured and marketed by Omnia, are the elements identifying the product and guaranteeing its traceability. The label used by Omnia and, in particular, the label of sterile kits contains all the information needed for the identification of the product (code, batch, date of expiry); moreover, the label has two detachable parts for the final user allowing an easy data storage and traceability at the final user's, too.

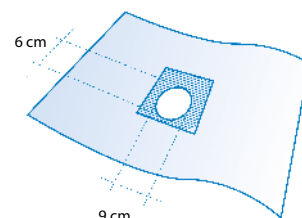




## Set Configurator Products

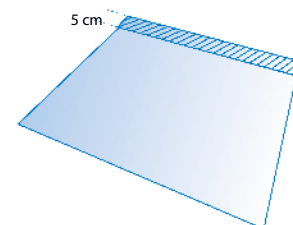
### Surgical drapes with adhesive hole and without adhesive hole

Reference	Description	Material	Colour	Pcs
12.T4350	Surgical drapes with adhesive hole cm <b>6</b>	Essential SPPB	Light Blue	75
12.T2165	Drape cm 50 x 50 with NOT adhesive hole cm <b>10</b>	NWF+polyethylene	Light Blue	75
12.T5345	Drape cm 150 x 200 with NOT adhesive hole cm 13x27 + cables clamps 3x55	NWF+polyethylene	Light Blue	10
12.T5465	Absorbent/Waterproof drape cm 100x150 with adhesive/off-centre opening cm <b>9x12</b>	NWF+polyethylene	Light Blue	25
12.T5466	Absorbent/Waterproof drape cm 100x150 with <b>NOT adhesive</b> /off-centre opening cm <b>9x12</b>	NWF+polyethylene	Light Blue	25
12.T1796	Fluid repellent drape 133x200 with hole NOT adhesive cm <b>6x9</b>	Softesse®	Light Blue	10
12.T5359	Absorbent/Waterproof cm 50 x 50 with adhesive hole <b>9x12</b> cm	NWF	Light Blue	100



### Surgical Drapes with adhesive side

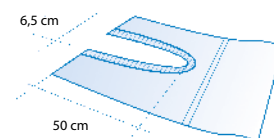
Reference	Description	Material	Colour	Pcs
12.T1367	Absorbent/Waterproof drape cm <b>50x50*</b> with adhesive side	NWF+polyethylene	Light Blue	100
12.T1369	Absorbent/Waterproof drape cm <b>75x75*</b> with adhesive side	NWF+polyethylene	Light Blue	50
12.T5492	Absorbent/Waterproof drape cm 75x <b>100*</b> with adhesive side	Softesse®	Light Blue	50
12.T2722	Water-repellent drape cm 100x <b>133*</b> with adhesive side	NWF+polyethylene	Light Blue	25
12.T5303	Absorbent/Waterproof drape cm 100x <b>150*</b> with adhesive side	NWF+polyethylene	Light Blue	25
12.T1343	Absorbent/Waterproof drape cm 150x <b>200*</b> with adhesive side	NWF+polyethylene	Light Blue	10
12.T2733	Absorbent/Waterproof drape cm 67x75 with adhesive spots on 75 cm side	NWF+polyethylene	Light Blue	25



\* **Bold** indicates the **adhesive** side

### Surgical Drapes with Adhesive and NOT adhesive U Shaped

Reference	Description	Material	Colour	Pcs
12.T1276	Absorbent/Waterproof drape cm 230 x 260 with adhesive <b>U-shaped</b> split cm <b>6,50x50</b>	NWF+polyethylene	Light Blue	10
12.T1739	Drape 133 x 200 cm fluid repellent with NOT adhesive <b>U</b> shape <b>6,5x50</b> + cables clamps	Softesse®	Light Blue	10
12.T1797	Drape 133 x 200 cm fluid repellent with adhesive <b>U</b> shape <b>6,5x50</b> + cables clamps	Softesse®	Light Blue	10
10.T1267	Non Sterile Waterproof drape 150 x 200 with adhesive <b>U</b> shape 6,50x50	SMMS	Light Blue	10
10.T1264.50	Non Sterile Waterproof drape 100 x 150 in bulk with adhesive U shape 6,50 x 30 cm <b>6,5x50</b> + cables clamps	Softesse®	Light Blue	25
10.T5341.50	Non Sterile Waterproof drape 100 x 150 in bulk with adhesive U shape 6,50 x 30 cm <b>6,5x50</b> + cables clamps <b>with manual folding</b>	NWF+polyethylene	Light Blue	25



### Surgical Drape with different shaped hole

Reference	Description	Material	Colour	Pcs
12.T4353	Essential drape cm 80 x 130 absorbant/waterproof with rhomboidal hole cm <b>13x11</b>	NWF+polyethylene	Light Blue	25
12.T5343	Non sterile drape 100 x 150 cm with off-centre opening cm 13x17	Softesse®	Light Blue	25
12.T 5347	Non sterile drape 140 x 230 cm with NOT adhesive drop shaped cm 18x12	Softesse®	Light Blue	10
12.T5341	Non sterile drape 150 x 200 cm with triangular shaped hole cm 13x13 45 cm far for shortest side and 75 from longer side	NWF+polyethylene	Light Blue	10
12.T5346	Drape cm 80 x 120 with off-centre hole cm 13x11	Softesse®	Light Blue	15
12.T5340	Absorbent/waterproof drape cm 100x150 with triangular hole cm <b>13</b>	NWF+polyethylene	Light Blue	25
12.T5351	Absorbent/waterproof drape 75x90 with adhesive hole round 10 cm	NWF+polyethylene	Light Blue	50


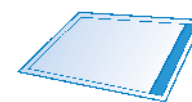
### Accessories for mechanical irrigation

Reference	Description	Material	Colour	Pcs
30.F0266	Tube clamp Ø 2,5 - 4,8 mm	Polypropylene	White	1
30.F0267	Tube clamp Ø 2,9 - 4,8 mm	Polypropylene	White	1
30.F0268	Foam SE/HVE tip		Blue	1



## Surgical accessories

Reference	Description	Material	Colour	Pcs
30.U0060	Protective cover for mini ipad with adhesive closure	Polyethylene	Light Blue	1
80.F0332	Adhesive films mm 214 x 312 with tab on the short side	LDPE	Light Blue	1
10.U0013	Medical adhesive applied on double-coated sheet cm 5 x 10	NWF+polyethylene	Light Blue	1
10.U0015	Medical adhesive applied on essential sheet cm 5 x 10	PVC+SPPB	Light Blue	1
10.U0016	Medical adhesive applied on essential sheet cm 10 x 50	PVC+SPPB	Light Blue	1
10.U0017	Medical adhesive cm 2 x 5 applied on white essential sheet cm 4 x 20	PVC+SPPB	White	1
12.U0001	Sheath cm 240x7 with adhesive on double-coated 10 x 5 cm	LDPE	Transparent	1
12.U0002	Sheath cm 120x7 with adhesive on double-coated 10 x 5 cm	LDPE	Transparent	1
10.U0018	Sanisleeve 60 x 1650 mm	LDPE	Transparent	1
30.Z0401	Magnetic carpet for instruments 25 x 40 cm	PVC	Light Blue	1
20.A0100	Gauzes cm 10 x 10 4 layers <b>(non sterile)</b>	NWF	White	1
30.Z2013	Gauzes cm 7,5 x 7,5 4 layers <b>(non sterile)</b>	NWF	White	1
30.Z2014	Gauzes cm 10 x 10 8 layers	Cotton	White	1
30.Z2012	Gauzes cm 7,5 x 7,5 8 layers	Cotton	White	1
30.V0050	Cotton swab with wooden stick 15 cm	Wood+Cotton	White	1
30.V0007	Gauze pads Ø 5 cm <b>(non sterile)</b>	Cotton	White	1
30.F7075	Non sterile canula Castellini		White	1
30.Z0286	High volume suction tip	PVC	White	1
30.Z2017	Wad Hartmann pagasling mis 2		White	1
30.E0200	Conic adaptor	LDPE	White	1
30.E0201	Connector Y		White	1
30.Z1063	Junction for aspirator Ø 7,2 to 10,7 mm		White	1
30.E0202	Conic adaptor jumbo/medium		White	1
30.V0040	Basin		Blue	50



## Consumables

Reference	Description	Material	Colour	Pcs
30.V0040.33	Tray 14x24x2,5 cm	PVC	Blue	1
30.V0039.33	Tray small mayo 43x28x1 cm	PVC	Blue	1
30.V0041.33	2-compartment tray 24x11x4,5 cm	PVC	Blue	1
30.V0042.33	3-compartment tray 25x24x4,9 cm	PVC	Blue	1
30.V0044.33	Rectangular tray 14x25x5 cm	PVC	Blue	1
30.Z0295	Syringe for manual irrigation 60 cc	PVC	Transparent	1
30.Z0293	Syringe for manual irrigation + canal needle	PVC	Transparent	1
30.Z0388	Syringe 30 cc	PVC	Transparent	1
30.Z0287	MONOJET 12 cc siryng	PVC	Transparent	1
70.A0250	Air water siryng tip		White	1
30.Z0294	10 ml syringe s / a cone luer lock	PVC	Light blue	1
30.Z0297	Disposable explorer	PVC+metal tip	Light blue	1
30.Z0340	10 ml syringe s / a cone luer lock transparent rod	PVC	Transparent	1
30.Z0342	20 ml syringe s / a cone luer lock transparent rod	PVC	Transparent	1
30.Z0298	Disposable mirror	PVC	Light blue	1
30.Z0299	Disposable tweezers	PVC+metal tip	Light blue	1
30.Z0289	Medicine cup 60 cc		Transparent	1
10.T9001	Or bib	Cotton	Green	1
10.T9002	OR towel	Cotton	Light blue	1
30.Z4015.33	Gauze tablet 10 x 10 cm 12 layers with radiocapo	Cotton	White	1
10.A0102	Envelope bag	PVC	Transparent	1

**N.B. All this items are available on request**

## Table of Contents

Our Fabrics	4
<b>Surgical Line</b>	
<b>Operator Sterile Protection</b>	<b>18</b>
Light Blue SMS Microfibre Surgical Gowns	19
Light Blue Softesse® Surgical Gowns	20
Fluid-Repellent Non-Woven Fabric Surgical Gowns	21
Surgical Caps	22
Surgical Face Masks	24
Surgical Gloves	25
<b>Dressing Sets and Kits for Implantology</b>	<b>26</b>
Operator Set - Setope	27
Assistant Set - Setass	27
Patient Set - Setpaz	27
Operator Kit - Kitope	28
Assistant Kit - Kitass	28
Oral Surgery Set - Setris	28
<b>Procedure Kits for Implantology</b>	<b>29</b>
Basic Implant Set	29
Implantology Set	30
Oral Surgery Set - Drape with adhesive U-Shaped	30
Oral Surgery Set - Adhesive Hole Surgical Drape*	31
Oral Surgery Set - No panic drape	32
Parodontalset	33
Dentset	33
<b>Surgical Drapes</b>	<b>34</b>
<b>Surface Drapes</b>	<b>35</b>
Standard Surgical Drapes	35
Covers for Trolleys and Mayo Tables	36
Surgical Drapes with Adhesive Side	36
Surgical Drapes with Adhesive Hole	37
Surgical Drapes with Off-Centered Adhesive Hole	37
Mono Drapes for Advanced Oral Surgery	38
Surgical Drapes with Adhesive U-Shaped	39
<b>Oral Irrigation Kits</b>	<b>40</b>
<b>Mechanical Irrigation Kits: Physiodispenser and Piezoelectric Surgery</b>	<b>41</b>

<b>Manual Irrigation Kits</b>	<b>43</b>
Hand Fuser	43
Omnirrigator	44
<b>Accessories</b>	<b>44</b>
Sterile Cooling Fluid	44
Accessories for Manual Irrigation	45
<b>Aspirators and Bone Traps</b>	<b>46</b>
Aspiration Systems	47
Aspiration Systems	48
Bone Traps	48
Aspiration Systems equipped with Bone Trap	49
Surgical Aspiration Tubes without Suction Tip	49
Suction Tips	50
Adaptors	50
Omnivac - Body Fluid Collection System	51
<b>Surgical Sutures</b>	<b>52</b>
Omnia® Silk Sutures	53
Omnia® Polyester Sutures	54
Omnia® PGA (Polyglycolic Acid) Sutures - Resorbable	54
Omnia® Polyamid Sutures	55
Omnia® PGCL Monofilament Sutures - Resorbable	55
Omnia® Polypropylene Sutures	56
Omnia® PTFE Sutures	56
<b>Surgery Accessories</b>	<b>58</b>
Sheaths with Elastic Fixing Bands	59
Sheaths with Fixing Adhesives	59
Omnisleeve Sheaths with Inserter	59
Barrier sleeves	59
Medical Adhesive Tapes	60
Iceberg® Instant Ice Packs	60
Decontamination mat	60
Soft tissue punch	61
Disposal Bag for Contaminated Material	61
Sundry Accessories	62
2CROSS20 - Adhesive Film	62
Cleansing, Disinfection and Bandaging	63

## Safety Line

<b>Protections for Dental Units</b>	<b>66</b>
Seat/Back Covers	67
Headrest Covers	68
Handle and Armrest Covers	68
Adhesive Films	69
Medical Sheaths	69
Protection Sheaths for X-ray Systems	70
Sheaths for Handpieces and Air-water Syringes	71
Sheaths for Light-curing Lamps	71
Covers for Endoral Cameras	72
Shell Cover – Gown Cover	73
Shell Cover – Dental Unit Cover	74
SMS Microfibre Gowns	75
<b>Operator protection</b>	<b>75</b>
SMS Microfibre Gowns	75
Softesse® Gowns	76
Fluid-Repellent Non-Woven Fabric Surgical Gowns	77
Gown Covers and Uniforms	77
Shoe Covers	78
Caps	78
Face Protections and Shields	80
SPIRITUS PLUS® Face Masks	81
<b>Consumables and accessories</b>	<b>82</b>
Bib	82
OmniSorb Cotton Rolls	82
Chemical/Biological Sterilization Indicators	83
<b>Sterilization and Controls</b>	<b>83</b>
Chemical/Biological Sterilization Indicators	83
Paper, Rolls and Sterilization Pouches	85
Omnipic - Dental Needles	85
<b>EssentiaLine</b> by Omnia	
<b>Procedure set</b>	<b>88</b>
Procedure Set 12.S6007.00	89

Implantology Set 12.T0202.00	90
Blue SMMS Microfiber Surgical Gown Sterile	90
<b>Sterile Drapes</b>	<b>91</b>
<b>Patient Drapes</b>	<b>92</b>
Standard Surgical Drapes	92
Surgical Drapes with Adhesive Hole	92
Surgical Drapes with Adhesive U Shaped	93
<b>Surface Drapes</b>	<b>93</b>
Surgical Drapes with Adhesive Side	93
<b>Accessories</b>	<b>94</b>
Adhesive Film	94
Surgical Aspiration Tubing without Suction Tip	94
<b>Oral Irrigation Kits</b>	<b>95</b>
Mechanical Irrigation Kits	95



<b>Osteosynthesis</b>	<b>98</b>
Micro-pins for Membrane Fixation	98
Accessories	98
Set of Tools for Micro-pins	99
Micropins Box	99
Titanium Meshes and Membranes	100
Fixing Systems	101
Osteosynthesis Microplates Ø 1.5	101
Titanium Micro-screws	102
Microscrews box	103
Bone Holding Forceps	104
Accessories	104
Measuring devices	105
<b>Sinus Surgery</b>	<b>106</b>
Sinus Set by Prof. Tiziano Testori	106
Accessories	106
Micro Sinus Set by Prof. Tiziano Testori	107
Accessories	107
Crestal Sinus Set By Prof. Tiziano Testori	108

Surgical Dental Mallets	109
EndoSINUS Set by Dr. D'Avenia	110
CrestalSINUS Set by Dr. D'Avenia	112
<b>Periodontics</b>	<b>113</b>
The Micro-Curettes kit Dr. Daniele Cardaropoli	113
Periodontal Set Dr. Daniele Cardaropoli	114
Post - Extractive Set Dr. Daniele Cardaropoli	116
Post - Extractive Set - Clinical case	117
Agnini brothers' S.V.G.	118
Periosteal Elevators	119
<b>Bone Harvesting and Grafting</b>	<b>120</b>
Bone Forceps	120
Bone Carrier	120
Bone Carrier	121
Accessories	121
<b>Oral Surgery</b>	<b>122</b>
Molt Periosteal Elevators	122
Accessories	122
Molt Periosteal Elevators	123
Periosteal Elevators	123
Tissue Forceps	124
Tissue Forceps	125
Periotomes	126
Flexible Periotomes	127
Microlevers	128
Semi-curved microlevers	129
Curved microlevers	130
Scalpel Handles	131
Scalpel Blades	132
Micro scalpel blades	133
Needle Remover	134
Dental mouth mirror	134
Retractors	135
Retractors	136
Retractors	137

<b>Microsurgery</b>	<b>138</b>
Micro Scissor Castroviejo	138
Diamond Shaped Micro Castroviejo	138
Anatomical Diamond Shaped Micro Tweezers	138
Surgical Micro Tweezers with Diamond Edges	138
Microsurgery	139
Micro Suture Set	140
<b>Periodontics</b>	<b>141</b>
Periodontal Probes	141
<b>Scissors and Needle-holders</b>	<b>142</b>
Stainless Steel Scissors	142
Scissors with Tungsten Carbide Blade	143
Scissors TC BlackSharp	144
Castroviejo	145
Mayo Needle-holders	146
Accessories	146
<b>Titanium currettes</b>	<b>147</b>
<b>Accessories</b>	<b>148</b>
Instrument Trays	148
Hands on jaw holder	149
<b>Accessories Operating Teathre</b>	<b>150</b>
Instrument Trolley	151
Stand for Cooling Systems	151
Over-the Patient Surgical Table	152
Oleodynamic Instrument Trolley	153
LC Implant Suite	154



# Surgical Line



Surgical Line is a range of sterile single use medical devices that have been expanding through the years to include all the devices and equipments needed to carry out any dental surgery procedure.

Omnia provides the most renowned dental operating theatres with:

- Dressing sets and kits
- Procedure kits
- Manual and mechanical irrigation systems
- Aspiration systems and bone traps
- Accessories for surgery

namely, all what is needed to operate in full serenity and safety.

For more than 20 years, we have been ensuring safety and protection to you and your patients through innovative, functional and reliable products. Working instruments that are the ideal solution for dental surgeons, implantologists and general surgeons.

The result of its constant commitment and search for an ever-growing improvement led Omnia to gain a leading position in its target market. Actually, Omnia is now present in more than 40 countries across the whole world.

**With Omnia sure to be safe.**






## Operator Sterile Protection

### STERILE SURGICAL GOWNS

Disposable sterile surgical gowns are an important step forward in clothing the Surgical Team. Made of Non-Woven Fabric (NWF), in different grammages and materials depending on their use, they meet all the requirements in terms of protection, comfort and asepsis.



#### **Softesse®**

Soft, comfortable and highly breathable, it ensures an effective barrier effect against the penetration of fluids and bacteria according to ISO standards 13485-I, II, III.



#### **Microfibre SMS**

Resistant and drapable, it ensures a complete barrier to fluid and bacterial penetration thanks to its three-layer structure. According to ISO standards 13485-I, II, III

Available as single units, they allow avoiding sophisticated and cost-intensive reprocessing procedures for traditional reusable textiles, such as cotton.

The special ethylene oxide (EtO) gas sterilization procedure guarantees a 5-year sterility compared to a few months with the standard autoclave sterilization procedures used in dental practices. Surgical gowns are made of **Softesse®** or **SMS Microfibre**. They are wrapped in medical paper and contain 2 hand towels.

## Light Blue SMS Microfibre Surgical Gowns

The fluid-repellent and breathable **SMS Microfibre** fabric used in the manufacture of these surgical gowns has an excellent comfort/performance ratio. Its cotton cuffs, side-fastened waist-belt, surgical folding and internal 2 towels make it the ideal choice for all implantology and parodontology routine operations.



**22.D2170.00**

<b>22.D2170.00</b>	Surgically folded <b>Special Plus</b> model gown and 2 hand towels wrapped in medical paper (length 109 cm) S	12 pcs
<b>22.D2171.00</b>	Surgically folded <b>Special Plus</b> model gown and 2 hand towels wrapped in medical paper (length 112 cm) M	12 pcs
<b>22.D2172.00</b>	Surgically folded <b>Special Plus</b> model gown and 2 hand towels wrapped in medical paper (length 115 cm) L	12 pcs
<b>22.D2173.00</b>	Surgically folded <b>Special Plus</b> model gown and 2 hand towels wrapped in medical paper (length 118 cm) XL	12 pcs
<b>22.D2174.00</b>	Surgically folded <b>Special Plus</b> model gown and 2 hand towels wrapped in medical paper (length 145 cm) XXL	12 pcs

## Light Blue Softesse® Surgical Gowns

**Softesse®** is so far one of the most advanced medical non woven fabric available on the market. Its high liquid-repellence, combined with an extraordinary sense of comfort, make this gown the ideal choice for lengthy working days and the treatment of patients at risk. Its main features are: Velcro closure, cotton cuffs, double internal and external side laces, surgically folded and included 2 hand towels.



22.D1278.00	Surgically folded <b>Expo</b> model gown and 2 hand towels wrapped in medical paper (length 118 cm) S	12 pcs
22.D1275.00	Surgically folded <b>Expo</b> model gown and 2 hand towels wrapped in medical paper (length 130 cm) M/L	12 pcs
22.D1276.00	Surgically folded <b>Expo</b> model gown and 2 hand towels wrapped in medical paper (length 133 cm) XL	12 pcs
22.D1277.00	Surgically folded <b>Expo</b> model gown and 2 hand towels wrapped in medical paper (length 135 cm) XXL	12 pcs

## Fluid-Repellent Non-Woven Fabric Surgical Gowns

Omnia fluid-repellent surgical gowns are the ideal solution for short routine activities, such as the extraction of wisdom teeth and second-stage surgeries, or to supplement the protection and isolation of patient and assistant against pathogens. Available with anal-  
lergic elastic wrist bands or cotton cuffs. (One size only)



**22.D1006.00**



**22.D1302.00**



**22.D1304.00**

<b>22.D1004.00</b>	Gown with elastic wrist bands (length 120 cm)	green	50 pcs
<b>22.D1006.00</b>	Gown with cotton cuffs (length 120 cm)	green	50 pcs
<b>22.D1307.00</b>	Gown with elastic wrist bands (length 120 cm)	light blue	50 pcs
<b>22.D1302.00</b>	Gown with cotton cuffs (length 120 cm)	light blue	50 pcs
<b>22.D1303.00</b>	Gown with elastic wrist bands (length 120 cm)	yellow	50 pcs
<b>22.D1304.00</b>	Gown with cotton cuffs (length 120 cm)	yellow	50 pcs



**Detail of cotton cuff**



**Detail of elastic wrist band**

## Surgical Caps



Caps and headwear are essential elements for a proper management of dental surgery hygiene protocols. They are available in different models, colours and materials, both for surgical and clinical use. Shapes and materials has been selected and designed in order to ensure you the best comfort and protection for the whole working day.



<b>10.M0019.00</b>	Surgical cap with fixed laces	light blue	100 pcs
<b>10.M0006.00</b>	Envelope cap in <b>Softesse®</b>	light blue	50 pcs
<b>30.M0006.00</b>	Envelope cap in <b>Softesse®</b> with Omnia logo	light blue	50 pcs
<b>10.M0007.00</b>	Round cap with elastic band	light blue	100 pcs
<b>10.M0009.00</b>	Unisex breathable cap	light blue	100 pcs
<b>10.M0011.00</b>	Breathable envelope cap	light blue	100 pcs
<b>10.M0013.00</b>	Breathable helmet-like cap with laces	light blue	100 pcs
<b>10.M0015.00</b>	Dutch-style cap	light blue	100 pcs
<b>10.M0017.00</b>	Integral cap with elastic band	light blue	100 pcs
<b>30.M0001.00</b>	Round cap with elastic band	green	500 pcs
<b>30.M0002.00</b>	Round cap with elastic band	white	500 pcs
<b>30.M0040.00</b>	Round cap with elastic band	light blue	500 pcs
<b>30.M0041.00</b>	Round cap with elastic band	yellow	500 pcs
<b>30.M0004.00</b>	Surgical cap with adjustable laces	green	100 pcs
<b>30.M0005.00</b>	Surgical cap with adjustable laces	light blue	100 pcs
<b>10.M0030.00</b>	Surgical cap with fixed laces (with printing)	white	100 pcs
<b>NEW 30.M0045.00</b>	Surgical Cap with adjustable laces	light blue/white	100 pcs



30.M0006.00



10.M0007.00



10.M0009.00



10.M0011.00



10.M0013.00



10.M0015.00



10.M0017.00



30.M0001.00



30.M0002.00



30.M0040.00



30.M0004.00



30.M0005.00



## Surgical Face Masks

Protection and comfort are the distinguishing features of surgical **Spiritus Plus®** face masks. Face masks in three-layer non-woven fabric, fluid-resistant and available with strings or round anallergic elasticated ear loops, and splashguard visor too. Layers are sealed on one side through an ultrasound procedure preventing bacteria migration. Furthermore, the hypoallergenic and glass-fibre-free non-woven fabric (NWF), which they are made of, ensures a high bacterial filtration efficiency (BFE) and a very low breathing resistance ( $\Delta P$ ). The adaptable nose bar in aluminium follows the whole length of the face mask. Spiritus Plus® surgical face masks comply with the EN 14683:2005 European standard specifying the requirements in terms of manufacture, performance and test methods for surgical face masks in order to limit the transmission of infectious agents between patients and clinical staff during surgical operations.

CLASS	BFE	$\Delta P$	SPLASH RESISTANT
IIR	98%	< 5.0 mmHO/cm <sup>2</sup>	< 120 mmHg



### How to use a face mask:

1. Fully unfold the mask to cover both mouth and nose. Pre-form the nose bridge and put it on the middle of the nose.
2. Place the upper tie-band on the medium back of the head.
3. Place the lower tie-band on the upper back of the head.
4. Always fully unfold the mask to minimise the number of layers you have to breathe through.
5. Change face mask when you notice fluid strike through as well as between operations.
6. Throw away the face mask when not working in the operating theatre.



30.M1303.00



**30.M1301.00**



**30.M1302.00**



**30.M1307.00**



**30.M1304.00**

<b>30.M1221.00</b>	Three-layer face mask with splashguard visor and anallergic elastic bands	light blue	25 pcs
<b>30.M1301.00</b>	Three-layer face mask with round anallergic, elasticated ear loops	green	50 pcs
<b>30.M1302.00</b>	Three-layer face mask with round anallergic, elasticated ear loops	light blue	50 pcs
<b>30.M1303.00</b>	Three-layer face mask with strings	light blue	50 pcs
<b>30.M1305.00</b>	Three-layer face mask with strings	green	50 pcs
<b>30.M1304.00</b>	3 layered procedure mask with non-irritating elastic ear loop	yellow	50 pcs
<b>30.M1307.00</b>	Three-layer face mask with round anallergic, elasticated ear loops (with printing)	white	50 pcs
<b>30.M1308.00</b>	3 layered procedure mask with non-irritating elastic ear loop	orange	50 pcs
<b>30.M1309.00</b>	3 layered procedure mask with non-irritating elastic ear loop	purple	50 pcs

## Surgical Gloves

Anatomically-designed, sterile surgical gloves made of latex with a low content of allergenic proteins and presence of powder.



<b>32.G5000.00</b>	Pre powdered surgical gloves - Digitosteril	latex - size 6	50 pairs
<b>32.G5001.00</b>	Pre powdered surgical gloves - Digitosteril	latex - size 6 <sup>1/2</sup>	50 pairs
<b>32.G5002.00</b>	Pre powdered surgical gloves - Digitosteril	latex - size 7	50 pairs
<b>32.G5003.00</b>	Pre powdered surgical gloves - Digitosteril	latex - size 7 <sup>1/2</sup>	50 pairs
<b>32.G5004.00</b>	Pre powdered surgical gloves - Digitosteril	latex - size 8	50 pairs
<b>32.G5005.00</b>	Pre powdered surgical gloves - Digitosteril	latex - size 8 <sup>1/2</sup>	50 pairs
<b>32.G5020.00</b>	Sterile surgical gloves without powder	latex - size 6	50 pairs
<b>32.G5021.00</b>	Sterile surgical gloves without powder	latex - size 6 <sup>1/2</sup>	50 pairs
<b>32.G5022.00</b>	Sterile surgical gloves without powder	latex - size 7	50 pairs
<b>32.G5023.00</b>	Sterile surgical gloves without powder	latex - size 7 <sup>1/2</sup>	50 pairs
<b>32.G5024.00</b>	Sterile surgical gloves without powder	latex - size 8	50 pairs
<b>32.G5025.00</b>	Sterile surgical gloves without powder	latex - size 8 <sup>1/2</sup>	50 pairs

## Dressing Sets and Kits for Implantology

## 12.T0010.00 Operator Set - Setope

This sterile set has been designed to dress the operator. It is ideal for all dental implant surgery, parodontology and maxillofacial operations. The set is supplied in a double sterile packaging, wrapped in medical paper. The practical peel-off label allows easy traceability of the operation.

1	Surgically folded <b>Expo</b> model gown (size L) and 2 hand towels wrapped in medical paper	<b>Softesse®</b>	Light blue
1	Surgical cap with adjustable strings	NWF	Light blue
1	<b>SPIRITUS PLUS®</b> face mask with strings	NWF	Light blue
2	Non-slip shoe covers	NWF	Light blue



## 12.T0001.00 Assistant Set - Setass

This sterile set has been designed to dress the assistant and the visiting staff in the operating theatre. It is ideal for all dental implant surgery, parodontology and maxillofacial operations. The set is supplied in a double sterile packaging, wrapped in medical paper, and the gown is surgically folded. The practical peel-off label allows easy traceability of the operation.

1	Surgically folded <b>Special Plus</b> model gown (size M) and 2 hand towels wrapped in medical paper	SMS Microfibre	Light blue
1	Unisex breathable cap	NWF	Light blue
1	<b>SPIRITUS PLUS®</b> face mask with elasticated ear loops	NWF	Light blue
2	Non-slip shoe covers	NWF	Light blue



## 12.T0002.00 Patient Set - Setpaz

This sterile set has been designed to dress the patient. It is ideal for all dental implant surgery, parodontology and maxillofacial operations. The set is supplied in a double sterile packaging, wrapped in medical paper. The gown has elastic bands at the wrists for a better comfort of the patient. The practical peel-off label allows easy traceability of the operation.

1	Fluid-repellent gown with elastic	NWF	White
1	Round cap with elastic band	NWF	White
2	Liquid proof shoe covers	PVC	Light blue



## 12.T0107.00 Operator Kit - Kitope

This sterile kit has been designed to dress the operator. It is ideal for all not very complicated or short duration operations. The practical peel-off label allows easy traceability of the operation.

1	Fluid-repellent gown with cotton cuffs	NWF	Light blue
1	Surgical cap with adjustable strings	NWF	Light blue
1	<b>SPIRITUS PLUS®</b> face mask with elasticated ear loops	NWF	Light blue
2	Liquid proof shoe covers	PVC	Light blue



## 12.T0108.00 Assistant Kit - Kitass

This sterile kit has been designed to dress the assistant or visiting staff. It is ideal for all not very complicated or short operations. The practical peel-off label allows easy traceability of the operation.

1	Fluid-repellent gown with cotton cuffs	NWF	Light blue
1	Round cap with elastic band	NWF	Light blue
1	<b>SPIRITUS PLUS®</b> face mask with elasticated ear loops	NWF	Light blue
2	Liquid proof shoe covers	PVC	Light blue



## 12.T0105.00 Oral Surgery Set - Setris

Sterile set of drapes, ideal for all minor operations, such as wisdom teeth extractions and second-stage surgeries. The special self-adhesive U-shaped cut on one side of the drape allows circumscribing the surgical site effectively. The practical peel-off label allows easy traceability of the operation.

The box contains 10 sets.

1	Absorbent/liquid proof drape 50x75 with adhesive <b>U</b> -shaped cut <b>11x9</b> cm	NWF + Polyethylene	Light blue
2	Absorbent/liquid proof drapes 50x75 cm	NWF + Polyethylene	Light blue





# Procedure Kits for Implantology

## 12.S5621.00 Basic Implant Set

The Basic Implant Set has been designed for all routine surgical activities where a surgical protocol ensuring an adequate degree of sterility and guaranteeing the safety of operators and patients is needed. Due to its reasonable price, it is especially fit for all surgical procedures with immediate loading or for operations, such as re-opening of implants, flap surgery, operations on minor surgical wounds

1	Surgically folded <b>Special Plus</b> model gown (size L) and 2 hand towels wrapped in medical paper	SMS Microfibre	Light blue
1	Gown with cotton cuffs	NWF	Light blue
2	Surgical caps with fixed laces	Absorbent NWF	Light blue
1	Round surgical cap for the patient	Absorbent NWF	Light blue
1	Absorbent/liquid proof drape <b>50x75 cm</b> with self-adhesive* side	NWF + Polyethylene	Light blue
1	Absorbent/liquid proof drape 75x90 cm with adhesive* <b>U-shaped cut 11x9 cm</b>	NWF + Polyethylene	Light blue
1	<b>Omnisleeve</b> sheath 120x7 cm	PE	Transparent
1	Disposal bag for contaminated material	PVC	Red



\* **Bold numbers** indicate the adhesive side

## 12.S4671.00 Implantology Set

Complete sterile set including all the items needed to perform any kind of oral implantology operation. It contains the gowns for both the operator and the assistant, surface drapes with adhesive fixing strips, sheaths for hand pieces, films for handles and keypads, patient drape with self-adhesive **U**-shaped. The set is wrapped in an absorbent/liquid proof drape 145x160 cm.

2	Surgically folded <b>Special Plus</b> model gowns (size L) and hand towel wrapped in medical paper	SMS Microfibre	Light blue
2	Liquid proof/absorbent drapes with self-adhesive* side <b>75x90</b> cm	NWF + Polyethylene	Light blue
1	Surgical aspirator with <b>Yankauer</b> tip	PVC	Transparent
1	Liquid proof/absorbent drape 100x150 cm with adhesive* <b>U</b> -shaped cut <b>6.5x30</b> cm	NWF + Polyethylene	Light blue
1	<b>Omnisleeve</b> sheath 120x7 cm	PE	Transparent
2	<b>2Cross20</b> adhesive films 20x20 cm	LDPE	Light blue
1	Disposal bag for contaminated material	PVC	Red



## 12.S4041.00 Oral Surgery Set - Drape with adhesive U-Shaped

Complete sterile set for complicated operations, such as important rehabilitations, bone distractions, maxillofacial operations. It contains all what is needed to prepare the operating theatre for demanding operations: surface drapes with adhesive fixing strips, breathable drape for the patient made of **Softesse**® with self-adhesive U-shaped cut, sheaths for hand pieces, adhesive films for keypads, special cover in medical PVC for Physiodispenser, kit for patient disinfection, Mayo table cover, 2 surgical gowns in **Softesse**® with 2 sterile hand towels. The set is wrapped in a practical absorbent, liquid rproof drape 160x190 cm and packed in a **Tyvek**® envelope.



2	Surgically folded <b>Expo</b> model gowns (size L) and 2 hand towels wrapped in medical paper	<b>Softesse</b> ®	Light blue
1	Breathable cap	NWF	Light blue
2	Liquid proof/absorbent drapes <b>75x90</b> cm with self-adhesive* side	NWF + Polyethylene	Light blue
1	Mayo table cover 80x120 cm	NWF + PVC	Light blue
1	Cover in transparent PE <b>40x50</b> cm with self-adhesive* side	PE	Transparent
2	<b>Omnisleeve</b> sheaths 240x7 cm	PE	Transparent
1	<b>ASP51/F</b> surgical aspirator	PVC	Transparent
2	<b>2Cross20</b> adhesive films 20x20 cm	LDPE	Light blue
1	Sponge with grip for patient disinfection	PVC	Blue
1	Bowl 250 ml	PE	Blue
1	Fluid-repellent drape <b>67x75</b> cm with self-adhesive* side	<b>Softesse</b> ®	Light blue
1	Fluid-repellent drape 133x200 cm with adhesive* <b>U</b> -shaped <b>6.5x50</b> cm and loop	<b>Softesse</b> ®	Light blue
5	Round tampons Ø 3 cm	Cotton	White
1	Disposal bag for contaminated material	PVC	Red

## 12.S4096.00 Oral Surgery Set - Adhesive Hole Surgical Drape\*

\* for those who prefer working, using a surgical protocol that envisages draping the patient's eyes



Complete sterile set for complicated operations, such as important rehabilitations, bone distractions, maxillofacial operations. It contains all what is needed to prepare the operating theatre for demanding operations: surface drapes with adhesive fixing strips, breathable, self-adhesive fenestrated drape for the patient made of **Softesse®**, sheaths for hand pieces, adhesive films for keypads, special cover in medical PVC for Physiodispenser, kit for patient disinfection, Mayo table cover, 2 surgical gowns in **Softesse®** with 2 sterile hand towels. The set is wrapped in a practical absorbent, liquid proof drape 160x190 cm and packed in a **Tyvek®** envelope.

2	Surgical gowns <b>Expo</b> (size L) surgically folded and 2 hand towels wrapped in medical paper	<b>Softesse®</b>	Light blue
1	Breathable cap	NWF	Light blue
2	Liquid proof/absorbent drapes cm <b>75x90</b> with self-adhesive* side	NWF + Polyethylene	Light blue
1	Mayo table cover cm 80x120	NWF + PVC	Light blue
1	Cover in transparent PE <b>40x50</b> cm with self-adhesive* side	PE	Transparent
2	<b>Omnisleeve</b> sheaths 240x7 cm	PE	Transparent
1	<b>ASP51/F</b> surgical aspirator	PVC	Transparent
2	<b>2Cross20</b> adhesive films 20x20 cm	LDPE	Light blue
1	Sponge with grip for patient disinfection	PVC	Blue
1	Bowl 250 ml	PE	Blue
1	Fluid-repellent drape 133x200 cm with adhesive* off-centre hole <b>6x9</b> cm and loop	<b>Softesse®</b>	Light blue
5	Round tampons Ø 3 cm	Cotton	White
1	Disposal bag for contaminated material	PVC	Red

\* **Bold numbers** indicate the **adhesive** side



## 12.S4061.00 Oral Surgery Set - No panic drape



Complete sterile set for complicated operations, such as important rehabilitations, bone distractions, maxillofacial operations. It contains all what is needed to prepare the operating theatre for demanding operations: surface drapes with adhesive fixing strips, breathable drape for the patient made of **Softesse**® with a protection window made of a transparent material that allows an easy and immediate communication between the patient and the operator, avoiding unpleasant panic situations, sheaths for hand pieces, adhesive films for keypads, special cover in medical PVC for Physiodispenser, kit for patient disinfection, Mayo table cover, 2 surgical gowns in **Softesse**® with 2 sterile hand towels each.

The set is wrapped in a practical absorbent, liquid proof drape 160x190 cm and packed in a **Tyvek**® envelope.

2	<b>Expo</b> model gowns (size L), surgically folded with 2 handtowels wrapped in medical paper	<b>Softesse</b> ®	blue
1	Liquid proof gown with cuffs	Non woven	blue
1	Round cap with elastic	Non woven	blue
2	Absorbent/water-proof drapes cm <b>75x90</b> with adhesive* side	NWF+ Polyethylene	blue
1	Mayo's drape cm 80x120	NWF+PVC	blue
1	PVC Transparent drape cm <b>40x50</b> with adhesive* side	PVC	transparent
2	Tubing sleeves cm 240x7 with <b>Omnisleave</b> inserter	PE	transparent
1	Surgical aspirator <b>ASP51/F</b>	PVC	transparent
2	Adhesive films cm 21x31	PVC	blue
1	Manual irrigation syringe 10 cc	PP	transparent
1	Sponge for patient disinfection	PE+PU	blue
1	Bowl 250 ml	PE	blue
1	Liquid repellent surgical drape cm 133x200 with triangular shape adhesive* cm <b>11x10</b> in the low side, transparent opening for the eyes and velcrom loop to fix tubing	<b>Softesse</b> ®	blue
5	Gauzes sponges Ø 3 cm	Cotton	white
4	Folded compresses cm 5x5, 4-ply	Non woven	white
1	Waste bag for contaminated material	PVC	red

\* **Bold numbers** indicate the **adhesive** side

## 12.T0013.00 Parodontalset



Sterile set for periodontal surgery or small oral surgery. It contains patient drapes and surface drapes. It includes sheaths for hand pieces, adhesive films for handles and keypads and folded compresses. The set is packed in a double packaging. The practical peel-off label allows easy traceability of the operation.

1	Adhesive* <b>U</b> shaped cm <b>11X9</b> absorbent/water-proof drape cm 75X90	Non woven + Polyethylene	blue
1	Absorbent/water proof drape cm 75X90	Non woven + Polyethylene	blue
2	Absorbent/water proof drapes cm 50x75	Non woven + Polyethylene	blue
2	Tubing sleeves cm 120x7 with fixing adhesives	LDPE	transparent
2	Folded compresses cm 5x5, 4-ply	Non woven	white

## 12.T0003.00 Dentset

Sterile set containing patient drapes and surface drapes. It includes sheaths for hand pieces and adhesive films for handles and keypads. The set is packed in a double packaging. The practical peel-off label allows easy traceability of the operation.

1	Absorbent/liquid proof drape 100x150 cm with <b>U</b> -shaped cut <b>6.5x30</b> cm	NWF + Polyethylene	Light blue
1	Absorbent/liquid proof drape 75x90 cm	NWF + Polyethylene	Light blue
2	Absorbent/liquid proof drapes 50x75 cm	NWF + Polyethylene	Light blue
2	<b>Omnisleeve</b> sheaths 120x7 cm	PE	Transparent
4	<b>2Cross20</b> adhesive films 20x20 cm	LDPE	Light blue



\* **Bold numbers** indicate the adhesive side

# Surgical Drapes



Omnia offers a complete range of drapes, which are suitable for different applications and treatments, both for covering operating theatre surfaces and for draping and protecting the patient.

- Drapes for surface covering are made of 2-layers non-woven fabric: the absorbent layer quickly absorbs any biological and cooling liquid, whereas the waterproof layer has a 100% waterproof structure ensuring a complete barrier to fluids and micro-organisms.
- Drapes for patient draping are made either of absorbent/waterproof non-woven fabric or **Softesse®**, a fluid-repellent, soft, drapable and highly breathable material for complete protection and comfort. Their whole surface is waterproof and they have fluid control systems and self-adhesive areas (self-adhesive U-shaped, hole or side), so as to allow a safe and accurate fixing and enhancing the range of sterile fields.

The needs in terms of draping and protection during the different types of dental operations may differ. The flexibility and versatility of our production enable us to promptly satisfy all the needs without compromising the safety of our customers.

Our drapes come with labels carrying instructions on how to open them out correctly.



## Surface Drapes

### Standard Surgical Drapes



Surgical drapes have been designed for the protection of both the operation field and the patient; therefore they were manufactured in a number of fabrics and dimensions in order to be able to meet the different needs of the medical staff using them. Our range includes drapes in 2-layer non-woven fabric and **Softesse®**, with dimensions ranging from the smallest drape, 50x50 cm, to the largest, 133x200 cm. **Softesse®** drapes have a particular characteristic: they are fluid-repellent, hence they guarantee a high barrier effect. Two-layers non-woven fabric drapes have one absorbent layer and one liquid proof layer; therefore they ensure, instead, a quick absorption of body fluids without being detrimental to the structure and barrier effect of the waterproof layer.

<b>12.T1387.00</b>	Absorbent / liquid proof drape 50x50 cm	NWF + Polyethylene	Light blue	125 pcs
<b>12.T1386.00</b>	Absorbent / liquid proof drape 50x75 cm	NWF + Polyethylene	Light blue	100 pcs
<b>12.T1354.00</b>	Absorbent / liquid proof drape 75x90 cm	NWF + Polyethylene	Light blue	50 pcs
<b>12.T1355.00</b>	Absorbent / liquid proof drape 100x150 cm	NWF + Polyethylene	Light blue	25 pcs
<b>12.T1357.00</b>	Absorbent / liquid proof drape 150x200 cm	NWF + Polyethylene	Light blue	25 pcs
<b>12.T1750.00</b>	Fluid-repellent drape 67x75 cm	<b>Softesse®</b>	Light blue	25 pcs
<b>12.T1751.00</b>	Fluid-repellent drape 75x100 cm	<b>Softesse®</b>	Light blue	40 pcs
<b>12.T1780.00</b>	Fluid-repellent drape 100x133 cm	<b>Softesse®</b>	Light blue	25 pcs
<b>12.T1781.00</b>	Fluid-repellent drape 133x200 cm	<b>Softesse®</b>	Light blue	25 pcs

## Covers for Trolleys and Mayo Tables

The Mayo table cover made of PVC is ideal to cover either the Mayo table or the quiver. The main cover is ideal instead to cover instrument tables, but it may also be used as wrapping cover for customized procedure kits. Covers are folded so that non-sterile staff may also handle them, and they have a middle layer made of absorbent non-woven fabric.

<b>12.A1010.00</b>	Mayo table cover 80x120 cm	NWF + PE	Blue	25 pcs
<b>22.A1028.00</b>	Liquid proof main cover for instrument table 145x160 cm	NWF+PE	Blue	30 pcs
<b>12.A1006.00</b>	Liquid proof main cover for instrument table 160x190 cm	NWF+PE	Blue	25 pcs



## Surgical Drapes with Adhesive Side

The practical self-adhesive 5 cm-high, medical grade strip, applied on the short side of the drape, is used to securely fix the drape to support surfaces, so as to avoid any shifting or accidental contaminations. The protective film of the self-adhesive strip may also be removed only in part thanks to pre-cut areas.



<b>12.T2368.00</b>	Absorbent / liquid proof drape with self-adhesive side <b>50</b> x75 cm	NWF + Polyethylene	Light blue	75 pcs
<b>12.T1370.00</b>	Absorbent / liquid proof drape with self-adhesive side <b>75</b> x90 cm	NWF + Polyethylene	Light blue	50 pcs
<b>12.T1371.00</b>	Absorbent / liquid proof drape with self-adhesive side <b>100</b> x150 cm	NWF + Polyethylene	Light blue	25 pcs
<b>12.T1758.00</b>	Fluid-repellent drape with self-adhesive side <b>67</b> x75 cm	<b>Softesse®</b>	Light blue	25 pcs
<b>12.T1791.00</b>	Fluid-repellent drape with self-adhesive side <b>133</b> x200 cm	<b>Softesse®</b>	Light blue	25 pcs

# Patient Drapes

## Surgical Drapes with Adhesive Hole



12.T2360.00

The special self-adhesive circular hole that is cut in the middle of the drape creates an effective sterile barrier with no need for other systems. These drapes are suitable for implantology and bone distraction operations, as well as for autologous bone harvesting from extra-oral donor sites. The protective film of the self-adhesive strip is divided into pre-cut parts so as to make its application easier.



<b>12.T1359.00</b>	Absorbent / liquid proof fenestrated (hole <b>6x9</b> cm) drape 50x50 cm	NWF + Polyethylene	Light blue	100 pcs
<b>12.T2360.00</b>	Absorbent / liquid proof fenestrated (hole <b>6x9</b> cm) drape 50x75 cm	NWF + Polyethylene	Light blue	75 pcs
<b>12.T1362.00</b>	Absorbent / liquid proof fenestrated (hole <b>6x9</b> cm) drape 75x90 cm	NWF + Polyethylene	Light blue	50 pcs
<b>12.T1754.00</b>	Fluid-repellent fenestrated (hole <b>6x9</b> cm) drape 67x75 cm	<b>Softesse®</b>	Light blue	50 pcs
<b>12.T1755.00</b>	Fluid-repellent fenestrated (hole <b>6x9</b> cm) drape 75x100 cm	<b>Softesse®</b>	Light blue	25 pcs

## Surgical Drapes with Off-Centered Adhesive Hole



12.T1721.00

The self-adhesive off-centre opening creates an effective sterile barrier and allows optimizing the drape dimensions. These drapes are suitable for implantology and bone distraction operations, as well as for autologous bone harvesting from extra-oral donor sites. The protective film of the self-adhesive strip is divided into pre-cut parts so as to make its application easier.

<b>12.T5332.00</b>	Absorbent / liquid proof drape 100x150 cm with self-adhesive off-centre opening <b>6x9</b> cm	NWF + Polyethylene	Light blue	25 pcs
<b>12.T1721.00</b>	Fluid-repellent drape 100x150 cm with self-adhesive off-centre opening <b>6x9</b> cm	<b>Softesse®</b>	Light blue	25 pcs
<b>12.T1771.00</b>	Fluid-repellent drape 133x200 cm with self-adhesive off-centre opening <b>6x9</b> cm and loop	<b>Softesse®</b>	Light blue	10 pcs



## Mono Drapes for Advanced Oral Surgery

Wide-dimension drapes, whose characteristics make them suitable for advanced surgery operations: the Velcro-style line holder is used to secure into position surgical instruments and aspirators preventing accidental falls to the floor. Single drapes are made of **Softesse®**, so as to ensure the greatest safety and comfort to the patient.



This mono drape has a layer of ultra-absorbent non-woven fabric in the area of the **U**-shaped cut, so as to guarantee a quick and safe absorption of fluids during oral surgery or maxillofacial operations. The ultra-absorbent layer extends all over the upper area of the drape, thus enabling to safely place instruments and equipment on the chest of the patient.

This mono drape has a triangular opening, the surrounding adhesive strip enables to fix the drape onto the chin of the patient. An adjustable aluminium band that runs along the upper side of the triangular opening allows its safe positioning on the nose of the patient. To protect the patient's eyes from any splash or accidental injuries, the drape has a protection window made of a transparent material that also allows an easy and immediate communication between the patient and the operator, thus avoiding unpleasant panic situations.

<b>22.T1782.00</b>	Fluid-repellent single drape 133x200 cm with adhesive <b>U</b> -shaped cut <b>6.50x50</b> cm, ultra-absorbent reinforcement and Velcro-style line holder	<b>Softesse®</b>	Light blue	5 pcs
<b>22.T1783.00</b>	Fluid-repellent single drape 133x200 cm with triangular adhesive opening <b>11x10</b> cm, no-panic opening and Velcro-style line holder	<b>Softesse®</b>	Light blue	5 pcs

## Surgical Drapes with Adhesive U-Shaped

The drapes for patients, with self-adhesive **U**-shaped cut, are made of different fabrics and dimensions in order to be able to meet the different needs of the medical staff using them.

The range includes drapes in 2-layers non-woven fabric and **Softesse®**. These drapes consist of two layers, so as to make the surface 100% impermeable to fluids and micro-organisms. The special U-shaped cut on the short side of the drape allows its easy positioning close to the lower lip or neck of the patient, so as to create an effective sterile barrier. Ease of use and quick drapeability help avoiding the risk of contamination and waste of time. The protective film of the self-adhesive strip is divided into pre-cut parts so as to make its application easier.



12.T1792.00



Detail of the self-adhesive U-shaped cut



12.T1253.00

12.T1253.00	Absorbent / liquid proof drape 50x75 cm with adhesive <b>U</b> -shaped cut <b>11x9</b> cm	NWF + Polyethylene	Light blue	50 pcs
12.T1254.00	Absorbent / liquid proof drape 75x90 cm with adhesive <b>U</b> -shaped cut <b>11x9</b> cm	NWF + Polyethylene	Light blue	50 pcs
12.T1264.00	Absorbent / liquid proof drape 100x150 cm with adhesive <b>U</b> -shaped cut <b>6.5x30</b> cm	NWF + Polyethylene	Light blue	25 pcs
12.T1265.00	Absorbent / liquid proof drape 100x150 cm with U-shaped cut 6.5x30 cm, without adhesive strip	NWF + Polyethylene	Light blue	25 pcs
12.T1266.00	Absorbent / liquid proof drape 150x200 cm with adhesive <b>U</b> -shaped cut <b>6.5x50</b> cm	NWF + Polyethylene	Light blue	25 pcs
12.T1792.00	Fluid-repellent drape 133x200 cm with adhesive <b>U</b> -shaped cut <b>6.5x50</b> cm and loop	<b>Softesse®</b>	Light blue	10 pcs





## Oral Irrigation Kits

A correct irrigation during the creation of the implant site is a fundamental element for the necessary bone integration of the implant and, consequently, for the successful outcome of the operation.

For this reason, the surgical bur needs to be properly cooled. An adequate flow of cooling fluid, in sufficient but not excessive quantities, can be ensured only through an irrigation system designed for a particular Physiodispenser.

In the papers by Eriksson, the maximum temperature increase limit was set at 47°C for not more than 1 minute, in order not to induce a thermal necrosis of bone tissue. This parameter was later confirmed and examined in clinical operations by scientific literature thanks to the research made by Watanabe (1992), Gross (1995), Brisman (1996), Cordioli (1997) and Iyer (1997).

While external irrigation ensures a direct cooling of bone surface, internal irrigation avoids an overheating of the surgical bur due to friction.

In consideration of the above, it is possible to list a series of guidelines aimed at performing an atraumatic surgery of hard tissues:

- Use of disposable surgical burs, or surgical burs used only for a limited and controlled number of operations;
- Use of systems with double and simultaneous, external and internal, irrigation by means of Y joints and a supply of cooling fluid between 80ml/min and 120ml/min;
- Number of revolutions of the bur ranging from 800 to 1200 rpm;
- Change in speed and manual pressure on the surgical bur according to bone quality (dense and compact bone: high speed, great pressure; cancellous bone: low speed, low pressure);
- Saline solution cooled at about 4°C.



# Mechanical Irrigation Kits

## Mechanical Irrigation Kits: Physiodispenser and Piezoelectric Surgery


Omnia offers a wide range of mechanical irrigation lines, which are compatible with most physiodispensers available for sale. Irrigation systems include a perforator, a roller or clamp for flow control, the fittings and an integrated peristaltic pump section. OMNIA mechanical irrigation systems offer the following options:

- a. Internal irrigation only
- b. External irrigation only
- c. Internal and external irrigation

The practical terminal cap makes the connection of the irrigation line to the hand piece easier and allows connecting our tubes with all the cooling needles of the different hand pieces, whose diameters often differ.



### Legend

- **1** = single irrigation
- **1/2** = internal and external irrigation without Y joint
- **1/2Y** = internal and external irrigation with Y joint
-  = Tap for the connection of the second irrigation line to the second contra-angle or for the connection of Omnirrigator

<b>32.F0100.00</b>	Extension cable for mechanical irrigation systems		Fitting every irrigation sets	10 pcs
<b>32.F0001.00</b>	Irrigation set	1/2Y	Suni Satelec 2000/3000, Expert, Suni Max,Surgi set basic; Surgi set pro 500, Dental Surgery Unit, Dental Unit DSC Electronic, Sweden&Martina, Sky unit, Dental Unit Teseo, Miniuniko Surgery, Blue Rocket BR3000, BR4000	10 pcs
<b>32.F0006.00</b>	Irrigation set	1/2Y	W&H Elcomed 200/100, Astratech Elcomed 100	10 pcs
<b>32.F0016.00</b>	Tubing extension with Luer without piercing pin	1/2Y	W&H Elcomed 200/100, Astratech Elcomed 100	10 pcs
<b>32.F0056.00</b>	Tubing extension with Luer and flow regulator without perforator	1	W&H Elcomed 200/100, Astratech Elcomed 100, Hand Fuser (30.E0008)	10 pcs
<b>32.F0008.00</b>	Irrigation set	1/2Y	Atr 3000 Plus, 3000 new, 3000 Krugg, Atr 5000, Steri Oss Nobel biocare, Physio Dispenser 3000 B&B Dental, Techno Implant RTC Sistemi, XO Osseo	10 pcs
<b>32.F0013.00</b>	Irrigation Set	1/2Y	Nouvag 3000/Nouvag 7000/MD10, MD20 without tap/ Straumann model Nouvag/SM12 Sem2/SU100/CBM; Novaxa Assistant 2, Assitant I-XT, New AssistantNovaxa	10 pcs

## Mechanical Irrigation Kits: Physiodispenser and Piezoelectric Surgery

<b>32.F1023.00</b>	Irrigation set Export		1/2	Nouvag 3000/Nouvag 7000/MD10, MD20 without tap/ Straumann model Nouvag/ SM12 Sem2/SU100/CBM; Novaxa Assistant 2, Assitant I-XT, New Assistant Novaxa	10 pcs
<b>32.F0014.00</b>	Irrigation set		1/2Y	Micro Dispenser 8000 with tap, MD10S, MD20 with tap	10 pcs
<b>32.F0015.00</b>	Irrigation set		1/2Y	Nouvag 3000/ Nouvag7000/ MD10, MD 11, MD20 without tap, MD30/ Straumann model Nouvag/ SM12 Sem2/ SU100/ CBM; Nouvag 8000 with tap, MD10S, MD20 with tap, Impl6000 Sweden&Martina	10 pcs
<b>32.F0019.00</b>	Irrigation Set	<b>NEW</b>	1/2Y	ATR Physio Plus - ATR- 3000 PLUS - ATR- 5000 PLUS	10 pcs
<b>32.F0020.00</b>	Irrigation set		1/2Y	Miniuniko, Miniuniko C, Miniuniko F Mariotti, Miniuniko CL Mariotti, Sirona Teneo	10 pcs
<b>32.F0090.00</b>	Irrigation set	<b>NEW</b>	1/2Y	Dental Unit Teneo Sirona	10 pcs
<b>32.F0105.00</b>	Irrigation set		1/2Y	Aseptico Aeu 6000 series, Aseptico Aeu 7000 series, Saeyang Ki-20, Impl6000 Sweden&Martina	10 pcs
<b>32.F0106.00</b>	Irrigation set	<b>NEW</b>	1/2Y	Aseptico Aeu 1000 -70/V, Aseptico Aeu 1070-70V	10 pcs
<b>32.F0108.00</b>	Irrigation set		1/2Y	Piezosurgery Touch Mectron	10 pcs
<b>32.F0112.00</b>	Irrigation set		1/2Y	De Giorgi Steri Implant, INTRAMATIC 2, INTRAMAX PLUS, Solujet	10 pcs
<b>32.F0113.00</b>	Irrigation set		1/2Y	Kavo Intrasept 905 - Mectron Piezosurgery II, Piezosurgery 3	10 pcs
<b>32.F0118.00</b>	Irrigation set		1	ULTRASURGERY De Giorgi, Resita UBS	10 pcs
<b>32.F0134.00</b>	Irrigation set		1/2Y	NSK Surgic XT, Surgic XT Plus, Osseocision®, VarioSurg, SurgicPro, Kyocera Implantor Neo, Bonart Piezo surgical system, Dentium iCTmotor, NSK 3i Osseocision, Delfine Intra-Lock	10 pcs
<b>32.F0139.00</b>	Irrigation set		1/2Y	Nobel Biocare80/ W&H Implantmed/ Implant Med new design 2005/ Implantmed SI 923/ Astratech Implant SI 923/ Surgical Motor System/Ace/ Straumann/InnovaCorp. 3i/Centerpulse/Lifecore/ DU 900/FRIOS® UNIT S/ FRIOS® UNIT S/I, Osseoset 100/Osseoset 200/Osseocare, Elcomed SA 310/ SA2006, Piezomed, W&H SI 1023	10 pcs
<b>32.F0141.00</b>	Irrigation set		1	Anthogyr 6842 V	10 pcs
<b>32.F0142.00</b>	Irrigation set with Luer Lock without perforator		1	Anthogyr 6842 A	10 pcs
<b>32.F0147.00</b>	Irrigation set		1/2Y	Saeshin Traus SIP10, X-Cube, De Giorgi Traus sip 10	10 pcs
<b>32.F0148.00</b>	Irrigation set		1/2Y	Anthogyr Implanteo, Implanteo Led	10 pcs
<b>32.F0150.00</b>	Irrigation set		1/2Y	Miniuniko Piezo	10 pcs
<b>32.F0151.00</b>	Irrigation set		1/2Y	Simpla PROIMPLA, Acteon Group - Satelec I-ENDO Dual, HT-IMPLANT	10 pcs
<b>32.F0159.00</b>	Irrigation set		1/2Y	Elcomed SA 200 W&H pump cm 19 Innova Corp-Strauman Frioss Unit E, Drilltech BTI	10 pcs
<b>32.F0161.00</b>	Irrigation set		1/2Y	Intrasurg 300/500; Intrasurg 300 PLUS; Intrasurg 1000; Intrasurg 1000 Air	10 pcs
<b>32.F0170.00</b>	Irrigation set		1/2Y	Bien Air Chiropro 980 / EMS PIEZON® MASTER surgery / Esacrom Surgisonic I / UBS- Ultrasonic bone surgery/ Surgybne - Acrobone - Easybone Silfradent, BioSAFin Easy Surgery, MyTUTOR, Heracle Sweden&Martina, Cefla dental Chair, Osseodoc BienAir	10 pcs
<b>32.F0171.00</b>	Irrigation set		1/2Y	Bien Air Chiropro 980 / EMS PIEZON® MASTER surgery/ Esacrom Surgisonic I / UBS- Ultrasonic bone surgery/ Surgybne - Acrobone - Easybone Silfradent,BioSAFin Easy Surgery, MyTUTOR, Heracle Sweden&Martina, Osseodoc BienAir	10 pcs
<b>32.F0188.00</b>	Irrigation set		1/2Y	Silfradent	10 pcs
<b>32.F0194.00</b>	Irrigation set		1/2Y	Acteon Implant centre, Piezotome; Dual 2000 De Godzen; Assitant Novaxa, Suni Satelec Expert, Acteon I-Surge, I-Surge Plus, Acteon Piezotome/Piezotome 2, Acteon Solo, Acteon Implant center/Implant center2 Led	10 pcs
<b>32.F1200.00</b>	Irrigation set		1/2Y	Implantmed SI-95/SI-923/SI-915/SI-1023/SI-1015/SI-1010, Elcomed SA-310, Piezomed SA-320	10 pcs

All the marks mentioned above are the **Trademarks®** of the respective manufacturers. Please visit our website [www.omniaspa.eu](http://www.omniaspa.eu) to be always informed of the latest news about the irrigation lines.

# Manual Irrigation Kits

## Hand Fuser

Hand Fuser is an external irrigation system that is used when the implant equipment includes no peristaltic pump or when an additional irrigation is necessary during surgery.

Regardless of the number of revolutions or working angle of rotating instruments, the Hand Fuser manual cooling system allows obtaining a smooth flow of cooling fluid. Furthermore, since it is an external system to the Physiodispenser, it can also be easily used to “wash” the surgical site and remove any blood that would prevent the dental surgeons from clearly examining bone surfaces. The system is also suitable for irrigation during final screwing of the implant by means of a dynamometric key.



**30.E0008.00** Hand Fuser irrigation system

1 piece



The kit consists of:

- 1 Cuff with pressure gauge and pump that generates a pressure on the saline solution bag, so as to push the cooling fluid towards the Omnirrigator syringe;
- ½ litre sterile water (32.E0021) to cool rotating surgical instruments;
- 1 Omnirrigator (32.F1007): manual irrigation system with button-driven flow regulator, by means of which the assistant can keep the operation field clean, and further cool the implant site.

## Omnirrigator

Manual irrigation system with button-driven flow regulator that enables the assistant to keep the operation field clean and further cool the implant site. The system is also suitable for irrigation during final screwing of the implant by means of a dynamometric key. The tube fitted with the perforating needle to be inserted into the saline solution bag. The irrigation tube is 200 cm long.



**32.F1007.00** Manual irrigation set with button-driven flow regulator

5 pcs

## Accessories

Manual and mechanical irrigation accessories

### Sterile Cooling Fluid

The sterile solution is a product designed to cool rotating surgical instruments during implant surgery operations or oscillating instruments during piezoelectric surgery operations. After a surgical operation, the solution may be used to remove blood and tissue fragments, to wash and irrigate wounds. In case of total disinfection, the solution may be used to wash thermo-sensitive surgical and medical instruments.

<b>32.E0000.00</b>	Sterile solution (sodium chloride 0.9%) for the cooling of rotating surgical instruments with connector for perforator in 1 litre bags (it is not subject to the regulations on medicines)	10 pcs
<b>32.E0001.00</b>	Sterile solution (sodium chloride 0.9%) for the cooling of rotating surgical instruments with connector for perforator and Luer Lock valve in 500 ml bags (it is not subject to the regulations on medicines)	15 pcs
<b>32.E0002.00</b>	Sterile cooling liquid in bags of 250 ml with Luer connector or silicone valve for traditional perforators - Not subjected to the drugs rule	20 pcs



The OMNIA DENATURED WATER solution is the indispensable aid for cooling the surgical site in Implantology. As it does not contain sodium chloride, it guarantees the non-oxidation of all the surgical devices normally used in surgery. In addition to this, the non-crystallization of sodium considerably facilitates the practices of handpieces restoring.

<b>NEW 32.E0020.00</b>	Distilled water irrigation solution 1 litre bag	10 pcs
<b>NEW 32.E0021.00</b>	Distilled water irrigation solution 500 ml bag	15 pcs
<b>NEW 32.E0022.00</b>	Distilled water irrigation solution 250 ml bag	20 pcs



**32.E0020.00**



**32.E0021.00**

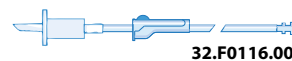


**32.E0022.00**

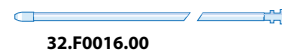
## Accessories for Manual Irrigation

Spare parts for manual irrigation to complement mechanical irrigation systems. They may be used to customize cooling lines according to one's own needs. If a special irrigation line with peristaltic pump block is not available, the system can be composed by combining the items listed below.

**32.F0116.00** Perforator for **Hand Fuser** with female Luer connector pcs 10



**32.F0016.00** Tubing extension with **Luer** without piercing pin pcs 10



**32.F0116.00**



**Detail of the perforator**

The irrigation system 32.F0157 is a semi-manual system, which may be connected to the **Hand Fuser** system through the perforator, or it may be directly connected to the contra-angle through a hook-shaped flow adjuster. The practical sliding button, which must be hooked to the handpiece, allows stopping or adjusting flow strength.

**32.F1003.00** Terminal irrigation needle for Omnirrigator, in PVC pcs 50



**32.F0157.00** Manual irrigation set with sliding flow adjuster for contra-angle pcs 10

**32.F0157.00**



**32.F1003.00**



**32.F0157.00**



## Aspirators and Bone Traps

Aspiration kits are devices that are largely used in dental practices during the different medical procedures for draining both blood from wounds and the fluid secretions produced in the oral cavity during the performance of surgical operations, piezoelectric surgery operations, control procedures and dental conservative treatments.

OMNIA aspiration kits are suitable to be used in the most varied branches of surgery, as well as for any sort of medical operations. They are available with differently shaped hand-grips and terminal ends according to the particular needs of the dental surgeon, and they are supplied with or without connection tubing. Aspiration kits must be connected to the dental treatment unit of the dental surgeon or to the centralized aspiration system by means of suitable cone-shaped bushings supplied with the dental treatment unit or available at dental practices.

Use of a bone trap offers a particularly effective and rational solution for bone tissue harvesting, and it plays a vital role in implant routine. A significant feature of the disposable bone trap is its easy positioning close to the suction tip by means of a short thread with large coils that is quick to screw. Use of disposable bone traps is an extremely effective solution to face tissue regeneration needs.

## Aspiration Systems

The surgical aspirator with **Yankauer** suction tip is suitable for all those surgical operations, where an accurate aspiration is needed, so as not to impair the visibility of the operation field. The special nozzles that are placed all around the apical perimeter of the suction tip avoid any accidental suction of small edges of tissue during gingivoplasty. The aspirator is made of medical grade transparent PVC, so as not to absorb the light of shadow-free operating lamps obscuring the surgical site. It is supplied with bending-resistant flexible connectors, and it is also enabled for the autologous bone harvesting trap.



32.F2046.00



32.F2063.00



32.F2065.00

32.F2046.00	Surgical aspirator, 2.20 m, with <b>Yankauer</b> suction tip (each pack contains 1 adapter Adat. 05)	PVC	10 pcs
<b>NEW</b> 32.F2044.00	Surgical aspirator, 2.20 m, with <b>Yankauer</b> suction tip, with aspiration control (each pack contains 1 adapter - Adat.05)	PVC	10 pcs
<b>NEW</b> 32.F2048.00	Surgical aspirator, 2.20 m, with big <b>Yankauer</b> suction tip(ø 6mm), without aspiration control (each pack contains 1 adapter - Adat.05)	PVC	10 pcs
32.F2063.00	Surgical aspirator, 2.50, m with <b>Yankauer</b> suction tip and that is also enabled for the autologous bone harvesting trap (each pack contains 1 adapter Adat. 05)	PVC	5 pcs
32.F2065.00	Surgical aspirator, 2.20 m, with <b>Omniasurg</b> suction tip (each pack contains 1 adapter Adat. 05)	PVC	10 pcs



The surgical aspirator with **Cattani** suction tip allows a quick aspiration thanks to the special shape of the suction tip, whose diameter is 4.5 mm. The light medical grade PVC tube allows mobility and comfort during long surgical sessions. The special bending-resistant flexible connectors prevent the tube from being inadvertently pinched. It is supplied with bone trap connectors.

32.F2020.00

32.F2020.00	Surgical aspirator, 2.50 m, with <b>Cattani</b> suction tip and that is also enabled for the autologous bone harvesting trap (each pack contains 1 adapter Adat. 05)	PVC	10 pcs
-------------	--	-----	--------



## Aspiration Systems



Thanks to the ergonomic hand-grip of the suction tip, the **ASP51/F** aspirator makes aspiration operations easy and accurate, also in the presence of bone graft material. The light medical grade PVC tube allows mobility and comfort during long surgical sessions. The special bending-resistant flexible connectors prevent the tube from being inadvertently pinched during surgical procedures. The tube is equipped with a series of luer lock connectors for the connection of the **OsteoTrap** bone trap; thanks to this contrivance, use of a second suction tube is not necessary. A model equipped with a vacuum control device on the suction tip hand-grip that allows adjusting suction rate during use is also available.



<b>32.F5051.00</b>	Aspirator, 2.50 m, with suction tip with ergonomic hand-grip, and that is also enabled for the autologous bone harvesting trap (each pack contains 1 adapter Adat. 05)	PVC	5 pcs
<b>32.F5052.00</b>	Aspirator, 2.50 m, with suction tip with ergonomic hand-grip, <b>without</b> aspiration control, and that is also enabled for the autologous bone harvesting trap (each pack contains 1 adapter Adat. 05)	PVC	5 pcs

## Bone Traps

Bone traps are aimed at harvesting bone chips that were removed and are usually lost during the preparation of the implant site, through a suction filtering system, which allows the recovery of a quantity of tissue at most equal to the volume of the inserted implant. The disposable autologous bone harvesting trap is equipped with a practical connector for the connection of the trap for autologous bone harvesting with the surgical aspirator. **OsteoTrap** is a high quality medical product, which was expressly designed to be used in autologous bone harvesting for dental implants.



<b>32.F7076.00</b>	Filter Ø 48 mm - mesh opening 300 µm		
<b>32.F7072.00</b>	<b>OsteoTrap</b> disposable autologous bone harvesting trap with connector for the connection to surgical aspirators	PVC+ABS	5 pcs
<b>32.F7076.00</b>	Disposable autologous bone harvesting trap without connector for the connection to surgical aspirators, with Ø 6 mm tube	PVC+ABS	5 pcs

**32.F7072.00**

## Aspiration Systems equipped with Bone Trap

**Omniasp** aspirator is a complete aspiration system, in which the trap for autologous bone harvesting is directly mounted between Omniasp suction tip and the aspiration tube. The bone trap is aimed at harvesting the autologous bone that was removed and is usually lost during the preparation of the implant site, by filtering aspirated material. This operation allows harvesting a quantity of material equal to the implant volume. We recommend the use of a second aspiration tube during surgical site preparation stages so as not to contaminate the filtering net.



### 32.F7077.00

Aspiration kit, 2.20 m, with **Omniasp** suction tip and bone trap for autologous bone harvesting (each pack contains 1 adapter Adat. 05)  
box of **5 pcs**

## Surgical Aspiration Tubes without Suction Tip

Surgical aspiration tubes without suction tip are extremely flexible, they have a large lumen body for maximum suction performance and they were expressly designed so as to avoid lumen narrowing during aspiration stages. They are equipped with bending-resistant flexible connectors to make fluid flow easier, and they can be or not enabled for the connection with the bone trap.



### 32.F3030.00

Surgical aspirator, 2.50 m, without suction tip that is enabled for the autologous bone harvesting trap (each pack contains 1 adapter Adat. 05)  
box of **10 pcs**

### 32.F7078.00

Surgical aspirator, 2.20 m, with conical connectors (each pack contains 1 adapter Adat. 05)

box of **10 pcs**

## Suction Tips

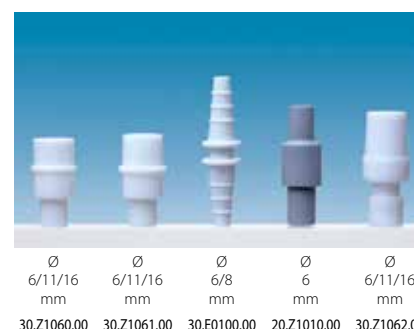
Omnia disposable suction tips for surgical aspirators are made of medical grade plastic material. Suction tips ensure a targeted and safe aspiration during surgical operations. They are available with differently shaped hand-grips and terminal ends according to the particular needs of the dental surgeon, and they are supplied without connection tubing.



<b>32.F7070.00</b>	<b>Omnia</b> model sterile suction tip with disposable bone trap (each pack contains 1 adapter Adat. 04) (tip length: 20 cm)	PVC	5 pcs
<b>32.F6363.00</b>	<b>Yankauer</b> sterile suction tip (tip length: 24,5 cm)	PVC	10 pcs
<b>NEW 32.F6361.00</b>	<b>Yankauer</b> sterile suction tip with aspiration control (tip length: 24,5 cm)	PVC	10 pcs
<b>NEW 32.F6366.00</b>	<b>Yankauer</b> sterile suction tip big (Ø 6 mm), (without aspiration control (tip length: 24,5 cm)	PVC	10 pcs
<b>32.F6565.00</b>	<b>Omnia</b> model sterile suction tip (each pack contains 1 adapter Adat. 08) (tip length: 20 cm)	PVC	20 pcs
<b>32.F4046.00</b>	<b>Omnia</b> sterile suction tip (tip length: 17 cm)	ABS	25 pcs
<b>22.F6061.00</b>	Suction tip with ergonomic hand-grip and aspiration regulator (tip length: 15 cm)	ABS	10 pcs
<b>22.F6063.00</b>	Suction tip with ergonomic hand-grip, without aspiration regulator (tip length: 15 cm)	ABS	10 pcs
<b>32.F4040.00</b>	Sterile suction tip <b>Cattani n° 9</b> (tip length: 14,5 cm)	PP	25 pcs

## Adaptors

<b>30.Z1060.00</b>	Adaptor for aspirators <b>Cattani</b> Ø 6/11/16 mm*	PTFE	Adat06	1 piece
<b>30.Z1061.00</b>	Adaptor for KaVo aspirators Ø 6/11/16 mm*	PTFE	Adat07	1 piece
<b>30.E0100.00</b>	Terminal adaptor for aspirators Ø 6 mm*	PP	Adat05	5 pcs
<b>20.Z1010.00</b>	Bend-proof flexible adaptor for aspirators, Ø 6 mm*	PTFE	Adat03	5 pcs
<b>30.Z1062.00</b>	Adaptor compatible with only Omnitip for aspirators Ø 6/11/16 mm*	PP	Adat08	1 piece



\* They can be sterilized in autoclave at 134°C

## Omnivac - Body Fluid Collection System

The OMNI-VAC system for the collection of body fluids retains aspirated material, thus preventing the filter of the dental treatment unit aspiration system from becoming clogged. The aspirated material remains inside the collection bag, which can be removed from the canister and disposed of according to current regulations in force.

OMNI-VAC is a system for the collection of body fluids during surgical aspiration. Thanks to a vacuum source, OMNI-VAC surgical aspiration complies with the regulations in force, and any risk of infection for the dental practice staff and patient is reduced to an absolute minimum. Blood, saliva, saline solution, bone chips and tissues may potentially clog the aspiration system. In case of oral implantation or maxillofacial surgery operations, the aspiration system of the dental treatment unit works in heavy conditions. Efficient operation is imperative for quick and safe treatments.

The bag for the collection of body fluids is disposable, while the canister, which is made of polycarbonate, can be autoclave-sterilized at 121 °C. The canister has a graduated scale to monitor and accurately measure the volume of body fluids collected. OMNI-VAC body fluid collection system can be directly connected to the dental treatment unit by means of the connection tubing supplied. The capacity of the canister is 1.5 litres.

**30.F2001.00** Disposable bag for the collection of body fluids Polyethylene 10 pcs

**30.F2000.00** Canister for body fluid collection bag.  
The package also contains 1 disposable bag and the connection tubing for the dental treatment Polycarbonate 1 piece



**30.F2000.00**



**30.F2001.00**



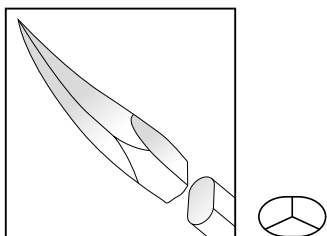
OMNI-VAC aspiration system may be placed on a support made of stainless steel and consisting of a stand on wheels for ease of movement around the surgical theatre.

Up to 2 OMNI-VAC canisters may be placed on the stand at the same time. The stand tray may be used as a shelf to support the Physiodispenser.



## Surgical Sutures

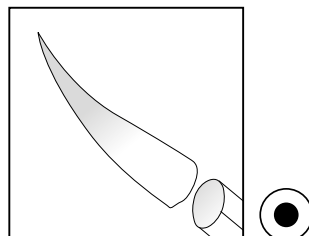
**TAPERCUT Needle**  
Diamond tip  
Oval body



### TC Needles with diamond tip

The Tapercut needle is made up of one tip, quadrangular pyramid shaped and an oval body. This particular geometry allows good penetration in soft tissues without creating lacerations and without the needle rotating in the needle holder. Needle particularly indicated in periodontology and implantology.

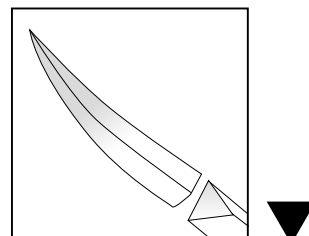
**ROUND BODY needle**  
Round tip  
Round body



### RB Needles with round tip

The Round Body needle is mainly used for delicate tissues and is characterized by a good penetration of tissues without creating lacerations or tissue damage.

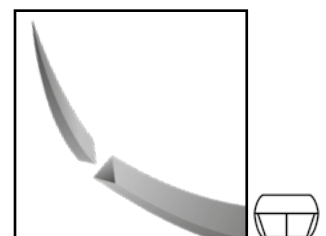
**REVERSE CUTTING needle**  
Sharp tip  
Sharp back



### RC Sharp tip needles

Thanks to the three cutting edges, the Reverse Cutting needle through the tissues without difficulty and lends itself to almost uses. It offers excellent capacity of penetration and great robustness and is indicated for sutures with incision of the periosteum and in presence of thick mucous membranes.

**EXTRASHARP needle**  
Spatula tip  
Squared body



### Extra Sharp Tip Section

The EXTRASHARP needle is designed specifically for those surgeries in which the aesthetic results are important. The tip presents two thin sharp sides that allow regular and progressive penetration through the tissues reducing the risk of laceration.



A complete range of high-quality surgical sutures made of silk, polyester, absorbable PGA, polyamid, absorbable PGCL, polypropylene and PTFE.

## Omnia® Silk Sutures



The OMNIA silk surgical sutures are made in multi-filament not resorbable, in natural protein fiber made by weaving of derived silk fibers from the cocoons of silkworms *Bombyx mori* L. The fibers are painted in black and purified to make them reliable from the point of view of biocompatibility e of non-capillarity. They are also coated with beeswax to make the surface more smooth, uniform and increase its smoothness through the tissues limiting friction. They are intertwined with a special process to make the compact, ductile, soft and easily surface knotable, manageable and visible.

Reference	Description	Material	Needle Tip	Needle Dimension	Body	Pcs/Box
32.Z3010.00	Suture 75 cm	Silk 4/0	Diamond	17 mm 1/2 circle	Oval Flat	24 pcs
32.Z3011.00	Suture 75 cm	Silk 3/0	Diamond	17 mm 1/2 circle	Oval Flat	24 pcs
32.Z3012.00	Suture 75 cm	Silk 3/0	Diamond	22 mm 1/2 circle	Oval Flat	24 pcs
32.Z3013.00	Suture 75 cm	Silk 2/0	Diamond	22 mm 1/2 circle	Oval Flat	24 pcs
32.Z3014.00	Suture 75 cm	Silk 4/0	Diamond	18 mm 3/8 circle	Oval Flat	24 pcs
32.Z3020.00	Suture 75 cm	Silk 3/0	Round	22 mm 1/2 circle	Round	24 pcs
32.Z3021.00	Suture 75 cm	Silk 2/0	Round	22 mm 1/2 circle	Round	24 pcs
32.Z3022.00	Suture 75 cm	Silk 3/0	Round	17 mm 1/2 circle	Round	24 pcs
32.Z3023.00	Suture 75 cm	Silk 4/0	Round	17 mm 1/2 circle	Round	24 pcs
32.Z3030.00	Suture 75 cm	Silk 4/0	Cutting	12 mm 3/8 circle	Reverse Cutting	24 pcs
32.Z3031.00	Suture 75 cm	Silk 4/0	Cutting	19 mm 3/8 circle	Reverse Cutting	24 pcs
32.Z3032.00	Suture 75 cm	Silk 3/0	Cutting	16 mm 3/8 circle	Reverse Cutting	24 pcs
32.Z3033.00	Suture 75 cm	Silk 4/0	Cutting	16 mm 3/8 circle	Reverse Cutting	24 pcs
32.Z3034.00	Suture 75 cm	Silk 3/0	Cutting	19 mm 3/8 circle	Reverse Cutting	24 pcs

## Omnia® Polyester Sutures



The OMNIA Polyester surgical suture is a non multi-thread suture reabsorbable which is made of a polyethylene-based material teraphthalate, a biologically inert material that gives the tissue a minimal tissue reaction. The fibers are painted in green and covered with beeswax to make the surface more smooth and flowing through the fabrics. It is distinguished by greater resistance to tearing and for a reduced risk of tissue reactions compared to silk.

Reference	Description	Material	Needle Tip	Needle Dimension	Body	Pcs/Box
32.Z3001.00	Suture 75 cm	Polyester 3/0	Diamond	17 mm 1/2 circle	Oval Flat	24 pcs
32.Z3002.00	Suture 75 cm	Polyester 4/0	Diamond	17 mm 1/2 circle	Oval Flat	24 pcs
32.Z3003.00	Suture 75 cm	Polyester 4/0	Cutting	12 mm 3/8 circle	Reverse Cutting	24 pcs
32.Z3004.00	Suture 75 cm	Polyester 4/0	Cutting	16 mm 3/8 circle	Reverse Cutting	24 pcs
32.Z3005.00	Suture 75 cm	Polyester 4/0	Cutting	19 mm 3/8 circle	Reverse Cutting	24 pcs
32.Z3006.00	Suture 75 cm	Polyester 3/0	Cutting	19 mm 3/8 circle	Reverse Cutting	24 pcs
32.Z3007.00	Suture 75 cm	Poliestere 5/0	Diamond	18 mm 3/8 circle	Oval Flat	24 pcs
32.Z3008.00	Suture 75 cm	Polyester 6/0	Diamond	18 mm 3/8 circle	Oval Flat	24 pcs
32.Z3009.00	Suture 45 cm	Polyester 6/0	Spatula	12 mm 3/8 circle	Square	12 pcs

## Omnia® PGA (Polyglycolic Acid) Sutures - Resorbable



PGA surgical suture and a resorbable synthetic surgical suture made by weaving braided Polyglycolic Acid fibers. The PGA suture is coated with polycaprolactone and calcium stearate, to make the resorption more predictable and the surface smoother. Suture resorption will be completed between the fiftieth and ninetieth day. The remaining tensile strength will be 75% after 2 weeks and 35% at the end of the third week. It can be used in all those cases in which it is not necessary to remove the points and in particularly delicate tissues, as well as in cases where a connective tissue is required.

Reference	Description	Material	Needle Tip	Needle Dimension	Body	Pcs/Box
32.Z3056.00	Suture 75 cm	P.G.A. 5/0	Cutting	16 mm 3/8 circle	Reverse Cutting	24 pcs
32.Z3057.00	Suture 75 cm	P.G.A. 3/0	Cutting	19 mm 3/8 circle	Reverse Cutting	24 pcs
32.Z3059.00	Suture 75 cm	P.G.A. 4/0	Cutting	19 mm 3/8 circle	Reverse Cutting	24 pcs
32.Z3061.00	Suture 45 cm	P.G.A. 6/0	Spatula	12mm 3/8 circle	Square	12 pcs
32.Z3062.00	Suture 45 cm	P.G.A. 5/0	Spatula	12mm 3/8 circle	Square	12 pcs
32.Z3063.00	Suture 75 cm	P.G.A. 4/0	Cutting	16mm 3/8 circle	Reverse Cutting	24 pcs
32.Z3064.00	Suture 45 cm	P.G.A. 6/0	Spatula	10 mm 3/8 circle	Square	12 pcs
32.Z3065.00	Sutura 45 cm	P.G.A. 7/0	Spatula	10mm 3/8 circle	Square	12 pcs
32.Z3066.00	Suture 75cm	P.G.A. 4/0	Diamond	17 mm 1/2 circle	Oval Flat	24 pcs
32.Z3067.00	Suture 45 cm	P.G.A. 7/0	Spatula	7 mm 1/2 circle	Square	12 pcs
32.Z3070.00	Suture 75 cm	P.G.A. 5/0	Cutting	12mm 1/2 circle	Reverse Cutting	24 pcs

## Omnia® Polyamid Sutures



Polyamide is a synthetic material that allows the production of very high quality non-absorbable monofilament sutures. The suture is characterized by a smooth and homogeneous surface and equipped with an excellent easy handling and knotting. The biological behavior involves a negligible tissue reaction, while the poor bacterial adhesion and high resistance even with small diameters makes this suture ideal for all implantology and periodontology procedures. The excellent relationship quality price extends its use even in small surgeries mining.

Reference	Description	Material	Needle Tip	Needle Dimension	Body	Pcs/Box
32.Z4622.00	Suture 75 cm	Polyamid 4/0	Cutting	16 mm 3/8 circle	Reverse Cutting	24 pcs
32.Z4621.00	Suture 75 cm	Polyamid 5/0	Cutting	16 mm 3/8 circle	Reverse Cutting	24 pcs
32.Z4620.00	Suture 75 cm	Polyamid 6/0	Cutting	16 mm 3/8 circle	Reverse Cutting	24 pcs
32.Z4611.00	Suture 75 cm	Polyamid 5/0	Cutting	12 mm 3/8 circle	Reverse Cutting	24 pcs
32.Z4623.00	Suture 75 cm	Polyamid 4/0	Cutting	17 mm 1/2 circle	Reverse Cutting	24 pcs

## Omnia® PGCL Monofilament Sutures - Resorbable



PGCL is a synthetic resorbable surgical suture composed of a copolymer of polyglycolic acid and polycaprolactone. Extremely manageable and smooth suture has a limited elastic memory and a high initial tensile strength. PGCL involves a minimal inflammatory reaction and its physical characteristics of monofilament allow a lower retention of plaque and an almost absent bacterial migration, leaving the surgical site away from unwanted infections. Resorption of the suture occurs by hydrolysis, by which the polymer degrades into adipic acid which is subsequently absorbed and metabolized by the tissues. The tensile strength of the PGCL suture is equal to 68-78% after the first week and about 30% after the end of the second. Suture absorption is essentially complete after a period of 90-110 days.

The main clinical indications are mucus gingival surgery and use during immediate loading procedures.

Reference	Description	Material	Needle Tip	Needle Dimension	Body	Pcs/Box
32.Z3300.00	Suture 75 cm	PGCL 4/0	Cutting	16mm 3/8 circle	Reverse Cutting	12 pcs
32.Z3301.00	Suture 45 cm	PGCL 5/0	Spatula	12mm 3/8 circle	Square	12 pcs



## Omnia® Polypropylene Sutures



OMNIA polypropylene sutures are made of a new generation monofilament that ensures the highest possible chemical inertia and biocompatibility.

The particular smoothness of the surface ensures a passage through tissues extremely smooth and without frictions.

Controlled elongation and lack of elastic memory make knotting easy, safe and predictable. The total absence of enzymatic reabsorption in the human body ensures the original tensile strength throughout the permanence of the suture in the surgical site.

Reference	Description	Material	Needle Tip	Needle Dimension	Body	Pcs/Box
<b>NEW</b> 32.Z3100.00	Suture 75 cm	Polypropylene 4/0	Cutting	16 mm 3/8 circle	Reverse Cutting	24 pcs
<b>NEW</b> 32.Z3101.00	Suture 75 cm	Polypropylene 5/0	Cutting	16 mm 3/8 circle	Reverse Cutting	24 pcs
<b>NEW</b> 32.Z3102.00	Suture 75 cm	Polypropylene 5/0	Cutting	12 mm 3/8 circle	Reverse Cutting	24 pcs
<b>NEW</b> 32.Z3103.00	Suture 45 cm	Polypropylene 6/0	Spatula	12 mm 3/8 circle	Square	12 pcs

## Omnia® PTFE Sutures

The Omnia PTFE sutures are ideal for all implant, periodontal and bone graft procedures where the use of a monofilament suture with low bacterial adhesion is desirable. They are particularly soft, biologically inert and chemically non-reactive. Unlike other synthetic monofilament sutures, the material is exceptionally tolerated in the oral cavity. The main features are:

- Resistance
- Excellent smoothness between fabrics
- Excellent biocompatibility
- Biologically inert
- Monofilament
- Comfortable and soft for patients

### Application

PTFE suture is indicated for use in all types of soft tissue approximation and/or ligation, including cardiovascular, dental and general surgeries, as well as repair of the dura mater. The device is not indicated for use in ophthalmic surgery, microsurgery and peripheral neural tissue.





Reference	Description	Material	Needle Tip	Needle Dimension	Body	Pcs/Box
<b>32.Z3130.00</b>	Suture 75 cm	PTFE 3/0	Cutting	19 mm 3/8 circle	Reverse Cutting	12 pcs
<b>32.Z3141.00</b>	Suture 75 cm	PTFE 4/0	Cutting	16 mm 3/8 circle	Reverse Cutting	12 pcs
<b>32.Z3150.00</b>	Suture 75 cm	PTFE 5/0	Cutting	12 mm 1/2 circle	Reverse Cutting	12 pcs
<b>32.Z3151.00</b>	Suture 75 cm	PTFE 5/0	Cutting	12 mm 3/8 circle	Reverse Cutting	12 pcs
<b>32.Z3160.00</b>	Suture 75 cm	PTFE 6/0	Cutting	11 mm 1/2 circle	Reverse Cutting	12 pcs
<b>32.Z3240.00</b>	Suture 75 cm	PTFE 4/0	Diamond	18 mm 3/8 circle	Oval Flat	12 pcs
<b>32.Z3250.00</b>	Suture 75 cm	PTFE 5/0	Diamond	18 mm 3/8 circle	Oval Flat	12 pcs
<b>32.Z3260.00</b>	Suture 75 cm	PTFE 6/0	Diamond	10 mm 1/2 circle	Oval Flat	12 pcs
<b>32.Z3252.00</b>	Suture 45 cm	PTFE 5/0	Spatula	12 mm 3/8 circle	Square	12 pcs
<b>32.Z3161.00</b>	Suture 45 cm	PTFE 6/0	Spatula	10 mm 3/8 circle	Square	12 pcs
<b>32.Z3270.00</b>	Suture 45 cm	PTFE 7/0	Spatula	10 mm 3/8 circle	Square	12 pcs
<b>NEW 32.Z3143.00</b>	Suture 45 cm	PTFE 4/0	Diamond-Black Needle	16 mm 3/8 circle	Oval Flat	12 pcs
<b>NEW 32.Z3152.00</b>	Suture 45 cm	PTFE 5/0	Diamond-Black Needle	13 mm 3/8 circle	Oval Flat	12 pcs
<b>NEW 32.Z3120.00</b>	Suture 75 cm	PTFE 2/0	Cutting	19 mm 3/8 circle	Reverse Cutting	12 pcs



## This are what the experts say about our PTFE sutures

“The concept for success in periodontal and implant surgery is related to the ability of perfectly performing every single step of the procedure. Starting from this point, the flap design, the line of incision, the split or full-thickness elevation are not the only critical stages of the surgery, but also the management of the soft tissues during the final phases of the operation has to be performed at the best. For this reason, PTFE can be considered as the gold standard for the choice of the suturing material. The perfect tightness of the knot, the sliding, the biocompatibility, the little plaque retention represent basic characteristics during the choice of the suture, and the PTFE has all of them. Their ability to keep the flaps well closed and the incapability to keep the plaque are a plus in the post surgery period, so to limit any possible complication that may occur as the opening of the flaps with separation of the soft tissues or infection on the suture line. For these reasons, our personal preference is for the Omnia PTFE in all the operations of periodontal plastic and regenerative surgery, ridge preservation and bone regenerative surgery.”

Dr Daniele Cardaropoli is Doctor in Dentistry and Certificate in Periodontology at the University of Torino, Italy. Active Member of SIdP, EFP, SIO, AO and International Member AAP. Scientific Director of PROED (Institute for Professional Education in Dentistry). Member of the Editorial Board of The International Journal of Periodontics and Restorative Dentistry and of the American Journal of Orthodontics & Dentofacial Orthopedics.



Daniele Cardaropoli DDS



Maurice Salama, DMD

“OMNIA sutures are superior in quality and provide me with excellent handling qualities and ease of flap closure.”

Dr. Maurice A. Salama completed his undergraduate studies at the State University of New York at Binghamton in 1985, where he received his BS in Biology. He received his DMD from the University of Pennsylvania School of Dental Medicine, where he later received his dual specialty certification in Orthodontics and Periodontics, as well as implant training at the Branemark Center at Penn.

Dr. Salama is currently on the faculties of the University of Pennsylvania and the Medical College of Georgia as Clinical Assistant Professor of Periodontics. He is an active member in the American Academy of Orthodontics, the American Academy of Periodontics, the Academy of Osseointegration.

# Surgery Accessories



## Sheaths with Elastic Fixing Bands

Disposable sterile protective sheaths to be used for tube covering during implant and piezoelectric surgery operations. The package includes the latex-free elastic bands. The sheaths are available in 2 sizes.

<b>12.U0004.00</b>	Sheath, 120x7 cm, with fixing elastics	PE	50 pcs
<b>12.U0006.00</b>	Sheath, 240x7 cm, with fixing elastics	PE	50 pcs

**12.U0006.00**



## Sheaths with Fixing Adhesives

Disposable sterile protective sheaths to be used for tube covering during implant and piezoelectric surgery operations. The package includes the adhesive tape. The sheaths are available in 2 sizes.

<b>12.U0008.00</b>	Sheath, 120x7 cm, with fixing adhesives	PE	50 pcs
<b>12.U0009.00</b>	Sheath, 240x7 cm, with fixing adhesives	PE	50 pcs

**12.U0008.00**



## Omnisleeve Sheaths with Inserter

**Omnisleeve** is a sheath with cardboard inserter that enables the assistant to unroll the sheath without touching the tube, so as to preserve the sterility of the sheath. The package includes the elastic bands.

<b>22.U0005.00</b>	<b>Omnisleeve</b> Sheath, 120x7,5 cm, with inserter	PE	10 pcs
<b>22.U0007.00</b>	<b>Omnisleeve</b> Sheath, 240x7,5 cm, with inserter	PE	10 pcs



**22.U0005.00 / 22.U0007.00**



## Barrier sleeves

<b>NEW</b>	<b>22.Z0601.00</b>	Handpiece Cover Mod. Penguin - Sterile	25 pcs
<b>NEW</b>	<b>22.Z0600.00</b>	Handpiece Cover Mod. OSstel - Sterile	25 pcs


## Medical Adhesive Tapes

Medical adhesive tape is useful in order to secure drapes and tubes and keep the working environment sterile and safe.

This tape is available in white, is made of non-woven fabric and is easy to apply. It is packed in easy-to-open transparent blisters.

**12.U0014.00** Medical adhesive tape 10x5 cm for sheaths and drapes fixing 50 pcs

**12.U0016.00** Medical adhesive tape 10x50 cm for sheaths and drapes fixing 50 pcs



## Iceberg® Instant Ice Packs

**Iceberg®** is an instant ice pack, which is extremely practical and easy-to-use, and does not need to be specially chilled. Instant activation is obtained by simply squeezing the pack with both hands. It is made of soft non-woven fabric, a material that remains soft and adapts to the part of the body needing relief. Mixture of nitrogenous salts and water (in compliance with Reg. CE 1907/2006 and updatings)

Advantages:

- Ready-to-use
- Instantaneous
- Automatically activated by simple pressure
- Ideal for use on the face; it provides relief of pain and swelling after a dental treatment.



**30.V0001.00** Iceberg® instant ice pack in NWF envelope

NWF +  
Plastic composite material

25 pcs

## Decontamination mat

Omnia decontamination mats were manufactured using a special formula bactericidal gel that removes bacteria from the soles of your patients and deactivates them. They are made up of 30 individually-numbered layers of adhesive film, and have an adhesive fixing band on the lower side for application either on the floor or removable base.

**30.V0020.00** Decontamination mat 115x60 cm with bactericidal gel in the adhesive film - set of 30 layers - **including PVC base** 2 pcs

**30.V0021.00** Decontamination mat 115x90 cm with bactericidal gel in the adhesive film - set of 30 layers - **including PVC base** 4 pcs



While supplies last

**NEW 30.V1000.00** Omnia base **FLEX** with decontaminating carpet (15 leaves demo) cm 50x100 1 pcs

**NEW 30.V1001.00** **LIGHT** recharge for decontaminating carpet (4 blocks of 30 sheets) cm 45x95 1 pcs

**NEW 30.V1002.00** **SAVE** recharge for decontaminating carpet (8 blocks of 30 sheets) cm 45x95 1 pcs



Base Flex with Omnia logo and decontaminating mat (15 sheets)




Recharge for decontaminating mat (30 sheets) with adhesive fixing bands

Omnia base FLEX can be personalized with your logo. Send us your logo in .JPG format and you will receive your customized mat.

## Soft tissue punch

The soft tissue punch or mucosal punch for soft tissues is an instrument, which is used to precisely incise the mucosal edge around the diameter of the implant. Omnia offers scalpels with 3 different diameters; the three sizes allow easier fitting to the main implants available for sale. The disposable circular scalpel causes less mucosal trauma than traditional scalpels, since the incision is limited to the dimensions of the implant cap.



<b>32.Z2020.00</b>	Soft tissue punch Ø 4.1	Medical steel	5 pcs
<b>32.Z2022.00</b>	Soft tissue punch Ø 5.2	Medical steel	5 pcs
<b>32.Z2024.00</b>	Soft tissue punch Ø 6.2	Medical steel	5 pcs

## Disposal Bag for Contaminated Material




The bag for contaminated material is a disposable product that allows safe handling of contaminated material. It is ideal for use in laboratories and for handling waste in hospital wards. The bag for contaminated material has an adhesive strip for rapid fixing to a Mayo table or any other surface, so as to prevent the spread of infectious material, such as membranes, used gauzes or extraction elements.

<b>30.U0023.00</b>	Disposal bag for contaminated material with adhesive strip, in 50-piece dispenser	PVC	50 pcs
--------------------	---	-----	--------

## Sundry Accessories

The transparent cover with self-adhesive side allows the operator to cover the Physiodispenser or control unit, and still be able to change work programmes and monitor the indications on the display while preserving sterility during the operation.



**32.U0050.00**

**12.A3119.00**

<b>32.U0050.00</b>	Tablet protection bag with adhesive closing - 23x19 cm - Sterile - packed individually	PP	25 pcs
<b>12.A3012.00</b>	Transparent bag, 67x75 cm, with sliding strings for Physiodispenser or control unit	PVC	12 pcs
<b>12.A3119.00</b>	Transparent cover, 40x50 cm, with self-adhesive side for Physiodispenser or control unit	PVC	20 pcs

The transparent incision drape in PVC, which is resistant and adjustable, is used to create a sterile working environment all around the incision site. The drape sticks close to the lips of the wound, thus protecting the wound from the bacteria that may migrate from the sides, since it remains firmly positioned also for the whole duration of important operations.



<b>32.Z0000.00</b>	Transparent incision drape, 15x20 cm	PVC	10 pcs
--------------------	--------------------------------------	-----	--------

**32.Z0000.00**

<b>12.C1008.00</b>	100 blisters with 1 sterile hand towel, 34x37 cm	Dry-paper	100 pcs
<b>12.C1014.00</b>	10 blisters with 2 sterile hand towels, 34x37 cm	Dry-paper	20 pcs



**12.C1008.00**



**12.C1014.00**

## 2CROSS20 - Adhesive Film

**2CROSS20** is an adhesive film that is used to cover control panels, handles, switches and all the operational surfaces, which may be touched during surgical procedures, so as to avoid cross-contamination.

<b>32.U0020.00</b>	10 sterile blisters with five <b>2CROSS20</b> adhesive films 20x20 cm	LDPE light blue	50 pcs
<b>32.U0060.00</b>	20 sterile blisters with 2 adhesive films cm17X26. Ideal for Ipad cover	LDPE transparent	40 pcs



**32.U0020.00**

## Cleansing, Disinfection and Bandaging

Bacteria and other micro-organisms can be transmitted through the hands, since hands come daily in contact with persons, food, clothes, working surfaces and any sort of objects. As a consequence, hands need to be cleaned and disinfected.

Hand cleaning is aimed at:

- Remove residues, natural oils, creams and other micro-organisms from the hands and forearms
- Reduce the number of micro-organisms on the skin
- Prevent the growth of micro-organism population during the operation
- Prevent the risk of contamination between the skin flora and the surgical environment

An aseptic cleaning of hands is obtained through the use of mechanical and chemical processes to control the two types of organisms that are present in the skin. The two types of organisms that are present in the skin are: resident or in-transit. People acquire in-transit micro-organisms through direct contact. These micro-organisms usually attack the skin. During aseptic cleaning of the hands, scrubbing with a brush removes most of in-transit micro-organisms. Resident micro-organisms are the bacterial flora of the skin, hair follicles, sebaceous glands and sudoriferous glands. These micro-organisms stick to the skin and are resistant to mechanical removal. During aseptic cleaning of the hands, the chemical action of antimicrobial and antiseptic substances reduces and neutralizes resident microbial flora.

Disposable sterile scrub brush for nails and hands that is suitable for nail and hand cleaning before surgical operations

<b>32.Z0500.00</b>	<b>Tecnoscrub</b> disposable sterile scrub brush for nails and hands, with nail cleaner to clean the subungual area	24 pcs
<b>32.Z0501.00</b>	<b>Tecnoscrub</b> disposable sterile scrub brush for nails and hands with <b>4% chlorhexidine</b> gluconate disinfectant and nail cleaner to clean the subungual area	24 pcs
<b>32.Z0502.00</b>	<b>Tecnoscrub</b> disposable sterile scrub brush for nails and hands with <b>7.5% iodine</b> disinfectant and nail cleaner to clean the subungual area	24 pcs



**30.Z0400.00**

<b>30.V0013.00</b>	Disposable kidney-shaped dish or bowl	50 pcs
<b>30.Z0400.00</b>	Bowl 250 ml + sponge for patient disinfection	10 pcs



<b>32.Z1101.00</b>	Sterile gauzes 25x16 cm in 20 packs of 5 units each (cotton)	20 pcs
<b>30.Z2010.00</b>	Folded compresses 5x5 cm, 4-ply (non-sterile - NWF)	600 pcs
<b>30.Z2011.00</b>	Folded gauzes 5x5 cm, 8-ply (non-sterile - cotton)	600 pcs
<b>30.V0004.00</b>	Gauze sponges Ø 3 cm (non-sterile - cotton)	100 pcs
<b>30.V0007.00</b>	Gauze sponges Ø 5 cm (non-sterile - cotton)	100 pcs



# Safety Line



The spread of cross-infection in the dental environment is a documented risk, but **transmission can be prevented by implementing appropriate protocols**. Protecting your staff and your clients from possible exposures to biological agents capable of determining potential damages to their health is of paramount importance. For this reason, and to provide correct and functional protection, disposable barriers are increasingly used today, in addition to common disinfection and sterilisation systems, to reduce the bacterial load that is often created in a dental clinic, thus preventing cross-contamination.

Our **Safety Line** features a wide range of products designed in full respect for the environment and with an excellent quality/price ratio to support and facilitate dental clinic practice by ensuring perfect safety and hygiene with **disposable removable protection drapes, specifically designed for dental clinics**. These protection devices have been especially conceived not to alter the functionality of the equipment with which they are used.

Omnia's objective is to stem the phenomenon of direct and cross contamination, and ensure a **high hygiene and safety standard** for the medical staff and patients.

**With Omnia, you can be sure to be safe.**



## Protections for Dental Units



## Seat/Back Covers



20.O0041.00



20.O1131.00 / 20.O1121.00

To ensure healthy conditions for both the medical staff and patients, Omnia designed protections that provide a real barrier effect for the seats and covers of the dental chair, as well as for the operator's seat.

NWF protections are universally sized, waterproof and can be fitted with special laces and elastic bands.

20.O0041.00	Universal-size seat/back covers	white	15 pcs
10.O0042.00	Universal-size seat/back covers	green	15 pcs
20.O0100.00	Universal-size seat cover	white	30 pcs
10.O0102.00	Universal-size seat cover	green	30 pcs
20.O0101.00	Universal-size back cover	white	30 pcs
10.O0112.00	Universal-size back cover	green	30 pcs
20.O1121.00	Seat cover for operator seat	white	50 pcs
10.O0122.00	Seat cover for operator seat	green	50 pcs
20.O1131.00	Back cover for operator seat	white	50 pcs
10.O0132.00	Back cover for operator seat	green	50 pcs

## Headrest Covers



20.O1300.00



20.O1301.00

To isolate the dental chair's headrest piece, Omnia proposes waterproof and absorbent NWF protections. In addition to the real barrier effect they provide, these comfortable and versatile devices contribute to create a pleasant-to-look-at and hygienic environment for your patient, which conveys a feeling of safety and reliability.

	<b>20.O1301.00</b>	Round 28 cm ø absorbent headrest cover with elastic band	green	200 pcs
	<b>20.O1300.00</b>	Round 28 cm ø absorbent headrest cover with elastic band	white	200 pcs
	<b>20.O1012.00</b>	Round 24 cm ø waterproof headrest cover with elastic band	green	60 pcs
	<b>20.O0011.00</b>	Round 24 cm ø waterproof headrest cover with elastic band	white	60 pcs
<b>NEW</b>	<b>20.O0013.00</b>	Single use protection cm 33x43 for pillow gel, with lateral opening	light blue	20 pcs
<b>NEW</b>	<b>20.O0016.00</b>	Single use protection cm 43x53 for pillow gel, with lateral opening	white	20 pcs

## Handle and Armrest Covers



20.O1091.00



10.O1092.00

To isolate the handles and armrests of the dental unit, Omnia proposes tube- and cap-shaped NWF covers with elastic bands.

	<b>20.O1021.00</b>	Tube-shaped handle cover with elastic band for dentist console	white	300 pcs
	<b>10.O0022.00</b>	Tube-shaped handle cover with elastic band for dentist console	green	300 pcs
	<b>20.O1023.00</b>	Cap-shaped handle cover with elastic band for dentist console	white	120 pcs
	<b>10.O0024.00</b>	Cap-shaped handle cover with elastic band for dentist console	green	120 pcs
	<b>20.O1091.00</b>	Round 17 cm ø handle cover with elastic band for X-ray unit hand-wheel (Castellini)	white	120 pcs
	<b>10.O1092.00</b>	Round 17 cm ø handle cover with elastic band for X-ray unit hand-wheel (Castellini)	green	120 pcs
	<b>20.O0031.00</b>	Tube-shaped armrest cover with elastic band	white	100 pcs
	<b>10.O0032.00</b>	Tube-shaped armrest cover with elastic band	green	100 pcs
	<b>20.O0033.00</b>	Cap-shaped armrest cover with elastic band	white	60 pcs
	<b>10.O1034.00</b>	Cap-shaped armrest cover with elastic band	green	60 pcs

## Adhesive Films

**Anticross** and the adhesive film **Barrier Film** have been specifically conceived to rapidly and simply isolate all tools like the mouse, control panels and keyboards. They are absolutely necessary to protect the tools and the equipment from harmful chemicals and to interrupt the indirect infection or cross-contamination chain. Their delicate adhesive layer makes them easy to position and remove.

**Anticross** is a film to be cut to size, designed to obtain the best fit for any need.

**Barrier Film** is a pre-cut film that can be easily used in the desired size, appropriate to cover uniform surfaces.



30.U0014.00

**30.U0011.00** **Anticross** adhesive protection film 15 cm x 100 m

**30.U0013.00** **Anticross** adhesive protection film 20 cm x 100 m with dispenser

**30.U0018.00** **Anticross** adhesive protection film 20 cm x100 m - Refill for Ref. 30.U0013 -

**30.U0014.00** **Barrier Film** 1200 sheets 100x150 mm with dispenser

**30.U0050.00** Tablet protection bag with adhesive closing - 23x19 cm - 50 pcs

**NEW 30.U0027.00** **Barrier Film** 1200 sheets 100x150 mm with dispenser. Pre-cut film that can be easily used in the desired size, appropriate to cover uniform surfaces.

## Medical Sheaths

**Tublex** is a disposable sheath designed to cover suction tubes and prevent contamination. The special adhesive on its end part is for fastening. Available in two sizes.

**30.U0001.00** **Tublex** adhesive tubing cover 31 cm long 500 pcs

**30.U0002.00** **Tublexx** adhesive tubing cover 90 cm long 250 pcs

**30.U0006.00** **Tublex 1**, ideal barrier for tubes and turbines - 4,5 x 45 cm (in roll) 250 pcs

**30.U0007.00** **Tublex 2**, ideal barrier for air/water syringes and connection tubings - 5,5 x 45 cm (in roll) 250 pcs



30.U0006.00 / 30.U0007.00

**Ray Barrier** is a protection sheath designed to cover the end part of the X-ray unit, which is more susceptible of being directly contaminated during the X-ray exam.



30.U0003.00

**30.U0003.00** X-ray unit cover with **Ray Barrier** adhesive 500 pcs



30.U0001.00 / 30.U0002.00

## Protection Sheaths for X-ray Systems



30.Z0020.00

**Sensotex** is a latex or nitrile, sheath to be used to protect currently marketed radiovisiography sensors by creating a barrier against cross-contamination. It is an indispensable tool for your work, particularly because sensors cannot be sterilized.



30.Z0045.00

The RVG **Protector** differs from common similar devices as it is made of a very fine odourless, powder-free, neutrally-coloured polymeric membrane with rounded edges. Since it is supplied on a paper support, the sheath can be introduced easily and rapidly.



30.Z0036.00

The transparent sheath is ideal to protect the **Mordedor** bite block of the orthopantomograph during mouth scanning procedures.

30.Z0019.00	<b>Sensotex</b> sheath for radiovisiography captor - <b>Latex</b>	white	200 pcs
30.Z0020.00	<b>Sensotex</b> sheath for radiovisiography captor- <b>Latex Free</b>	green	200 pcs
30.Z0129.00	<b>Sensotex</b> sheath for radiovisiography captor - <b>Latex Free</b>	white	200 pcs
30.Z0051.00	<b>Sensotex</b> sheath for radiovisiography captor - <b>Latex</b>	orange	200 pcs
30.Z0045.00	Digital X-ray sensor cover, max width cm 3,5 x 23 length, and introduction support	transparent	500 pcs
30.Z0049.00	Digital X-ray sensor cover, max width cm 4,5 x 23 length, with introduction support	transparent	500 pcs
30.Z0036.00	<b>Mordedor</b> Bite block cover 7-9 mm ø for orthopantomograph - <b>Latex Free</b>	white	200 pcs
30.Z0140.00	Bite block cover for orthopantomograph 9,7 x 5,7 cm (conical shape)	white	100 pcs
30.Z0141.00	Bite block cover for orthopantomograph 2,7 x 9 cm	transparent	100 pcs
30.Z0142.00	Bite block cover for orthopantomograph 5 x 8 cm	transparent	60 pcs
30.Z0025.00	Bite block cover for orthopantomograph 4X6 cm	transparent	500 pcs
20.O1023.00	Cap-shaped handle cover with elastic band for orthopantomograph	white	120 pcs
<b>NEW</b> 30.Z0086.00	Universal Earing protection	transparent	280 pcs

## Sheaths for Handpieces and Air-water Syringes



**Omnitex** latex or nitrile sheath is ideal to protect the surfaces of the tools used in daily clinical practice, as it reduces the bacterial load and the organic microfilms that make sterilization predictability difficult. Elastic and resistant, they are easy to apply to objects of different shapes.

**Omnitex U** (universal) is indicated for the protection of turbines, micromotors, contra-angles, dental scalers/curettes, electric scalpels, etc.

**Omnitex C** (conical) is indicated for the protection of air-water syringes, suction cannulas, etc.



30.Z0013.00

30.Z0010.00	<b>Omnitex U</b> universal sheath - <b>Latex Free</b>	green	500 pcs
30.Z0011.00	<b>Omnitex C</b> conical sheath - <b>Latex Free</b>	green	500 pcs
30.Z0012.00	<b>Omnitex C</b> conical sheath - <b>Latex</b>	white	500 pcs
30.Z0013.00	<b>Omnitex U</b> universal sheath - <b>Latex</b>	white	500 pcs
30.Z0131.00	<b>Omnitex C</b> conical sheath - <b>Latex Free</b>	white	500 pcs
30.Z0130.00	<b>Omnitex U</b> universal sheath - <b>Latex Free</b>	white	500 pcs
30.Z0053.00	<b>Omnitex C</b> conical sheath - <b>Latex</b>	orange	500 pcs
30.Z0052.00	<b>Omnitex U</b> universal sheath - <b>Latex</b>	orange	500 pcs

## Sheaths for Light-curing Lamps



30.Z0017.00/30.Z0018.00

The transparent **Light Barrier** sheath is indicated to protect the optical fibre tip of light-curing lamps from any possible adhesion of the composite filling material, thus preventing cross-contamination of your patients. As the lamp tip cannot be sterilized, Light Barrier provides an ideal answer to your hygiene and safety requirements. To use Light Barrier in the better way increase the exposure time on the basis of light-curing lamps power.

30.Z0017.00	Light Barrier 7-9mm ø light-curing lamp tip cover - <b>Latex Free</b>	500 pcs
30.Z0018.00	Light Barrier 10-13 mm ø light-curing lamp tip cover - <b>Latex Free</b>	500 pcs



## Covers for Endoral Cameras



**30.Z0029.00**



**30.Z0086.00**

Covers for endoral cameras are indispensable to avoid contamination of the recording tool while leaving image quality unaltered, thus allowing the operator to work in total tranquillity. For this reason, a mixture of 2 different LDPE has been studied, one to maximize product resistance to pathogens and the other to make it transparent.

<b>30.Z0027.00</b>	Disposable cover for Castellini, KaVo Ergocam 3, Dentsply Gendex, Trophy STV Pro model endoral cameras	125 pcs
<b>30.Z0029.00</b>	Disposable cover for Suni Satelec Sopro 595 model endoral cameras	125 pcs
<b>30.Z0039.00</b>	Disposable cover for Castellini Videorcam 2	125 pcs
<b>NEW 30.Z0086.00</b>	Earing protection	transparent 280 pcs
<b>NEW 30.Z0601.00</b>	Handpiece cover Mod. Penguin	100 pcs
<b>NEW 30.Z0600.00</b>	Handpiece cover Mod. Osstel	100 pcs

## Shell Cover – Gown Cover

The **SHELL COVER** gown cover is perfect for routine practice of all kinds creating high aerosol dispersion levels. The special **Medical-grade LDPE** used makes this item waterproof, thus ensuring a high insulation standard, while protecting the professional uniform from any accidental splash or contamination.

**30.D1001.00** Shell Cover gown cover (length: 105 cm)

blue

50 pcs



## Shell Cover – Dental Unit Cover

**SHELL COVER**, our new line of covers for the dental chair, has been specifically designed for the modern requirements of dental treatment environments. The special material used for its production insulates your dental chair by interrupting the passage of bacteria, which are the cause of cross-infections. In addition, this cover is totally waterproof, to prevent liquid agents from coming into contact with the underlying surfaces. Used to minimize the bacterial load of the dental chair, it dramatically reduces the need to use common disinfectants, consequently preventing its early wear.

<b>20.00010.00</b>	Round waterproof 22 cm ø headrest cover with elastic band	blue	200 pcs
<b>20.00105.00</b>	Universal seat and back covers	blue	15 pcs





# Operator protection

## SMS Microfibre Gowns



### 30.D2170.00

Water-repellent and breathable, **SMS Microfibre** is used to produce these gowns providing an excellent relationship between comfort and performance. Its cotton cuffs, side-fastened waist-belt, surgical folding and internal towel make it the ideal choice for clinical work sessions.

30.D2170.00	<b>SpecialPlus</b> model gown with surgical folding and towel wrapped up in medical-grade paper (length: 109 cm) S	12 pcs
30.D2171.00	<b>SpecialPlus</b> model gown with surgical folding and towel wrapped up in medical-grade paper (length: 112 cm) M	12 pcs
30.D2172.00	<b>SpecialPlus</b> model gown with surgical folding and towel wrapped up in medical-grade paper (length: 115 cm) L	12 pcs
30.D2173.00	<b>SpecialPlus</b> model gown with surgical folding and towel wrapped up in medical-grade paper (length: 118 cm) XL	12 pcs
30.D2174.00	<b>SpecialPlus</b> model gown with surgical folding and towel wrapped up in medical-grade paper (length: 145 cm) XXL	12 pcs



**30.D1278.00**

Nowadays **Softesse® NWF** is the most advanced product available in the market. Its high waterproofing, combined with the excellent comfort offered, make this gown the ideal choice for long working days and for the treatment of risk patients. Its main features are the Velcro strap fit, cotton cuffs, double internal and external side laces, surgical folding and included towel.

<b>30.D1278.00</b>	<b>Expo</b> model gown with surgical folding and towel wrapped up in medical-grade paper (length: 118 cm) S	12 pcs
<b>30.D1275.00</b>	<b>Expo</b> model gown with surgical folding and towel wrapped up in medical-grade paper (length: 130 cm) M/L	12 pcs
<b>30.D1276.00</b>	<b>Expo</b> model gown with surgical folding and towel wrapped up in medical-grade paper (length: 133 cm) XL	12 pcs
<b>30.D1277.00</b>	<b>Expo</b> model gown with surgical folding and towel wrapped up in medical-grade paper (length: 135 cm) XXL	12 pcs

## Fluid-Repellent Non-Woven Fabric Surgical Gowns



30.D1302.00



30.D1304.00



30.D1006.00

Omnia's waterproof gowns are ideal for short routine procedures, such as dental scaling or as a supplement to patient protection and isolation from pathogens. They are supplied with cotton or elastic non-allergic cuffs. (Single Size)

30.D1004.00	Gown with elastic bands (length: 120 cm)	green	50 pcs
30.D1006.00	Gown with cotton cuffs (length: 120 cm)	green	50 pcs
30.D1307.00	Gown with elastic bands (length: 120 cm)	blue	50 pcs
30.D1302.00	Gown with cotton cuffs (length: 120 cm)	blue	50 pcs
30.D1303.00	Gown with elastic bands (length: 120 cm)	yellow	50 pcs
30.D1304.00	Gown with cotton cuffs (length: 120 cm)	yellow	50 pcs

## Gown Covers and Uniforms



10.D3003.00



10.D3005.00



30.D2115.00

NWF waterproof gown covers and SMS Microfibre uniforms provide excellent breathability and resistance. Their primary recommended use is to preserve the gown during daily procedures (gown cover) or as a replacement (professional uniform).

10.D3003.00	Gown cover (length: 110 cm)	white	50 pcs
10.D3005.00	Gown cover (length: 110 cm)	green	50 pcs
30.D2115.00	Short-sleeve jacket with trousers S	blue	10 pcs
30.D2116.00	Short-sleeve jacket with trousers M	blue	10 pcs
30.D2117.00	Short-sleeve jacket with trousers L	blue	10 pcs
30.D2118.00	Short-sleeve jacket with trousers XL	blue	10 pcs

## Shoe Covers



**30.D4008.00**



**30.D4003.00**

These shoe covers are useful to limit interference with the micro-organisms coming from patients' shoes. They are available in the blue PVC and anti-slip sole NWF versions.

<b>30.D4003.00</b>	Waterproof shoe covers with elastic opening	blue	500 pcs
<b>30.D4008.00</b>	Anti-slip shoe covers with elastic opening	blue	100 pcs
<b>30.E0045.00</b>	Reel shoe recharge 1000 pieces for Galoche, Orma, Bluefoot, Quen surgical shoe cover device models	transparent	1 pcs
<b>30.E0045.33</b>	Reel shoe recharge 1000 pieces for Galoche, Orma, Bluefoot, Quen surgical shoe cover device models	transparent	4 pcs



**30.E0045.00**

## Caps

Caps and head covers are necessary for a correct management of hygiene protocols and to offer a neat image of the dental clinic. They are supplied in different models, colours and materials, both for surgical and day-clinic use. The range of shapes and materials has been specially studied to ensure the best comfort and protection during the entire working day.



**10.M0019.00**



**10.M0030.00**



**10.M0006.00**



**30.M0041.00**



30.M0006.00



10.M0007.00



10.M0009.00



10.M0011.00



10.M0013.00



10.M0015.00



10.M0017.00



30.M0001.00



30.M0002.00



30.M0040.00



30.M0004.00



30.M0005.00

10.M0019.00	Surgical cap with fixed laces	light blue	100 pcs
10.M0006.00	Envelope cap in <b>Softesse</b> ®	light blue	50 pcs
30.M0006.00	Envelope cap in <b>Softesse</b> ® with Omnia logo	light blue	50 pcs
10.M0007.00	Round cap with elastic band	light blue	100 pcs
10.M0009.00	Unisex breathable cap	light blue	100 pcs
10.M0011.00	Breathable envelope cap	light blue	100 pcs
10.M0013.00	Breathable helmet-like cap with laces	light blue	100 pcs
10.M0015.00	Dutch-style cap	light blue	100 pcs
10.M0017.00	Integral cap with elastic band	light blue	100 pcs
30.M0001.00	Round cap with elastic band	green	500 pcs
30.M0002.00	Round cap with elastic band	white	500 pcs
30.M0040.00	Round cap with elastic band	light blue	500 pcs
30.M0041.00	Round cap with elastic band	yellow	500 pcs
30.M0004.00	Surgical cap with adjustable laces	green	100 pcs
30.M0005.00	Surgical cap with adjustable laces	light blue	100 pcs
10.M0030.00	Surgical cap with fixed laces (with printing)	white	100 pcs
<b>NEW</b> 30.M0045.00	Surgical Cap with adjustable laces	light blue/white	100 pcs



## Face Protections and Shields



30.Z1025.00



30.Z1045.00

**Omniprotector** is a very light protective shield mounted on a PVC frame. Its optical Polyethylene lenses offer a particularly clear viewing and do not alter images. Available in 2 models, one with nose rest.

<b>30.Z1025.00</b>	Protection eyewear with disposable visor: the package includes 3 supports and 20 visors	1 pc
<b>30.Z1045.00</b>	Protective glass with nose clip and disposable visor, 1 support and 20 disposable visors	1 pc
<b>30.Z1026.00</b>	Spare visor for the 30.Z1025 and 30.Z1045 models	20 pcs



**10.M0200.00**      **12 pcs**

The **Visual** is the best individual protection device available to ensure your safety. Its wide polyethylene fog preventing shield and the polyurethane insert make this device also fit for use by people wearing glasses.



**30.Z1040.00**      **1 pc**

Protection eyewear with nose clip and long disposable visor. The package includes 1 PVC support and 20 spare visors.

**30.Z1039.00**      **20 pcs**

Spare visor for the 30.Z1040 model.



**30.M0245.00**      **5 pcs**

**Omnishield** is a light, transparent plastic eyewear with side shield designed to ensure excellent protection without interfering with the visual field. This accessory is absolutely necessary in dental procedures.

## SPIRITUS PLUS® Face Masks

Protection and comfort distinguish the face masks **Spiritus Plus®**, made of 3-layer fluid-resistant NWF and available with laces or non-allergic elastic round bands, plus protection visor. Its layers are laterally sealed with an ultrasound process that prevents bacteria from entering the device. In addition, the hypoallergenic and glassfibre-free NWF material used for their construction ensures a high bacterial filtration efficiency (BFE) and a minimum breathing resistance ( $\Delta P$ ). The nose bar is made of modelled aluminium and extends for the entire length of the mask. Omnia's surgical masks are EN 14683:2005 compliant, which means that they fulfil manufacturing, performance and testing requirements set for surgical masks whose purpose is to reduce the transmission of infectious agents between patients and the clinical staff during surgical procedures. BFE 99%  $\Delta P$  5.0 mm H<sub>2</sub>O/cm<sup>2</sup> (max)



30.M1221.00



30.M1301.00



30.M1302.00



30.M1303.00



30.M1307.00



30.M1304.00

<b>30.M1221.00</b>	3-Layers mask with protection visor and non-allergic elastic bands	blue	25 pcs
<b>30.M1301.00</b>	3-Layers mask with round non-allergic elastic bands	green	50 pcs
<b>30.M1302.00</b>	3-Layers mask with round non-allergic elastic bands	blue	50 pcs
<b>30.M1307.00</b>	3-Layers mask with round non-allergic elastic bands (with printing)	white	50 pcs
<b>30.M1303.00</b>	3-Layers mask with laces	blue	50 pcs
<b>30.M1305.00</b>	3-Layers mask with laces	green	50 pcs
<b>30.M1304.00</b>	3 layered procedure mask with non-irritating elastic ear loop	yellow	50 pcs
<b>30.M1308.00</b>	3-Layers mask with round non-allergic elastic bands	orange	50 pcs
<b>30.M1309.00</b>	3-Layers mask with round non-allergic elastic bands	purple	50 pcs

# Consumables and accessories

## Bib

Salvet wipes are extra - absorbent, available in different colors: green, light blue and blue



<b>30.B0026.00</b>	<b>Salvet</b> bib cm 32.5x45 cm	green	500 pcs
<b>30.B0027.00</b>	<b>Salvet</b> bib cm 32.5x45 cm	blue	500 pcs
<b>30.B0022.00</b>	<b>Salvet</b> bib cm 32.5x45 cm	dark blue	500 pcs
<b>30.B0025.00</b>	<b>Salvet</b> bib cm 32.2 x45 cm	orange	500 pcs
<b>30.B0030.00</b>	<b>Salvet</b> bib cm 32.2 x45 cm	lilac	500 pcs
<b>30.B0023.00</b>	<b>Salvet</b> bib cm 32.2 x45 cm	black	500 pcs
<b>30.B0050.00</b>	<b>Salvet</b> bib cm 32.2 x45 cm	teddy bear	500 pcs
<b>30.B0028.00</b>	<b>Salvet</b> bib cm 32.2 x45 cm	yellow	500 pcs

## OmniSorb Cotton Rolls

The special function of these 100% pure cotton high-absorption rolls is to separate the cheeks from the teeth to prepare an easy access to the operating field. These rolls must not be used to absorb the saliva. Omnia also offers a practical cotton roll dispenser with a drawer.

<b>30.Z1008.00</b>	<b>OmniSorb</b> 8 mm Ø pure cotton rolls	300 gr
<b>30.Z1009.00</b>	<b>OmniSorb</b> 10 mm Ø pure cotton rolls	300 gr
<b>30.Z1007.00</b>	<b>OmniSorb</b> 12 mm Ø pure cotton rolls	300 gr
<b>30.Z1031.00</b>	Cotton roll with automatic dispenser	1 pz



# Sterilization and Controls

One of the most extraordinary successes of modern technology is the development of **sterilization processes** to eliminate the bacteria or spores that live in the materials used for **dental procedures**. However, there are latent factors sometimes in sterilization cycles which may reduce or even nullify the effectiveness of the sterilization process.

A failed sterilization process exposes the **patient and medical staff to a risk of septic complications**, whose consequences may at times be very severe for their health or for the success of the entire procedure. In addition to that, such sterilization processes can never be safe and sure, but will always be based on probabilistic criteria.

So it has become absolutely necessary to establish a non-destructive **process control procedure**, capable of monitoring critical points. The information achieved by the control method are aimed at checking the different parameters. This is why **these controls must be performed periodically and separately**.

Omnia offers all the tests and control methods required by the **applicable standards in force** to help **protect your health, your patients' health and your work**.



## Chemical/Biological Sterilization Indicators



### 30.Z0305.00

Incubator for biological indicators (Spores) and cartridges warmer

1 pc

The incubator for biological indicators ensures that the flasks containing culture broth are maintained at the required temperature. Completely automatic, can be set to the required temperature thanks to its simple digital interface. The incubator allows to warm and maintain anaesthetic cartridges to body temperature.



### C10SK

ConForm™ 10 Digital Incubator

1 pc

#### ConForm™ 10 In-Office Biological Monitoring System

Biological monitoring with final readout in just 10 hours

Easy to use. Simply process indicator in a normal steam sterilization cycle followed by a 10 hour incubation period for both the test and control vials.



### NDB-060-E

ConForm™ 24 Incubator

1 pc

#### ConForm™ 24 In-Office Biological Monitoring System

Easy to use and interpret. Results in just 24 hours

Simply process indicator in a normal sterilization cycle. Activate indicator, incubate and record readout. If any spores survive the process, the indicator medium will turn yellow signifying a failed test.

## Chemical/Biological Sterilization Indicators



### Steam Biological Indicator ConFirm™ - 10 ConFirm™ 24

<b>C10BI25</b> Confirm™ 10 Steam Biological Indicators	<b>25/Box</b>
<b>SVT-050</b> SporeView™ 10 Steam Biological Indicators	<b>50/Box</b>
<b>CSBI25</b> Confirm 24™ Steam Biological Indicators	<b>25/Box</b>
<b>SCS010</b> SporeView™ 24 Steam Biological Indicators	<b>10/Box</b>
<b>SCS-100</b> SporeView™ 24 Steam Biological Indicators	<b>100/Box</b>



### STEAMPlus™ Type 5 Integrators

<b>SSI-100</b> STEAMPlus™ Type 5 Integrators 10 x 2 cm	<b>100 pcs</b>
<b>SSI-250</b> STEAMPlus™ Type 5 Integrators 10 x 2 cm	<b>250 pcs</b>

Used with steam sterilization cycles to **provide a definitive pass or fail result** – allowing for the release of all non-implant loads before the results of the spore test are received.

- **Moving-front technology** provides an immediate readout for use in gravity, prevacuum, and flash cycles.
- Enhance sterility assurance by **monitoring sterilizer performance**.



### AirView™ II Bowie-Dick Test Pack

<b>MDB030E</b> 13 x 10 x 2 cm	<b>30 pcs</b>
----------------------------------	---------------

- Specifically designed to easily detect the presence of air in a prevacuum steam sterilizer.
- Smaller pack size reduces the amount of waste generated on a daily basis.
- Easy-to-read test sheet clearly identifies failures when used as instructed and can be filed for record keeping.
- Lead free ink chemistry reduces the amount of potentially hazardous waste entering the waste stream.
- Packaged in a case quantity of 30 test packs, perfect for monthly use.



### 30.Z0310.00

Helix test with 100 recharge units for steam penetration control in hollow bodies	<b>1 pc</b>
---	-------------

Physical test to assess the capacity of hollow bodies to eliminate air bubbles (hand pieces, turbines, etc.)

## Paper, Rolls and Sterilization Pouches

Omnia offers paper rolls, medical-grade paper pouches and transparent film for autoclave sterilization in different sizes. The considerable grammage of these materials ensures high resistance levels.



**30.S2001.00**



**30.S0055.00**

<b>30.S0050.00</b>	Paper/plastic rolls for autoclave sterilization - 50 mm x 200 mt	1 pc
<b>30.S0075.00</b>	Paper/plastic rolls for autoclave sterilization - 75 mm x 200 mt	1 pc
<b>30.S0100.00</b>	Paper/plastic rolls for autoclave sterilization - 100 mm x 200 mt	1 pc
<b>30.S0150.00</b>	Paper/plastic rolls for autoclave sterilization - 150 mm x 200 mt	1 pc
<b>30.S0200.00</b>	Rotoli carta/plastica per la sterilizzazione in autoclave mm 200x200 mt	1 pc
<b>30.S0250.00</b>	Paper/plastic rolls for autoclave sterilization - 250 mm x 200 mt	1 pc
<b>30.S0300.00</b>	Paper/plastic rolls for autoclave sterilization - 300 mm x 200 mt	1 pc

## Omnipic - Dental Needles

Needles for dental use with hub threading, compatible with European standard for tube-ampule syringe, sterilized by gamma radiation, silicone treated, disposable.

<b>70.A2002.00</b>	Syringe for tubular injection vials - Stainless steel + silicon	1 pc
<b>72.C1001.00</b>	Dental Needles - 27G 0,4x25mm	100 pcs
<b>72.C1002.00</b>	Dental Needles - 30G 0,3x21mm	100 pcs
<b>72.C1003.00</b>	Dental Needles - 30G 0,3x12mm	100 pcs
<b>72.C1004.00</b>	Dental Needles - 30G 0,3x25mm	100 pcs
<b>72.C1005.00</b>	Dental Needles - 27G 0,4x36mm	100 pcs
<b>72.C1006.00</b>	Dental Needles - 30G 0,3x16mm	100 pcs



**70.A2002.00**



# EssentiaLine

by Omnia



## Main features

Omnia Essential Line is a new line of drapes made in non woven material that includes surface and patient drapes. The patient drapes can be with adhesive **U**-shaped or with adhesive in the short side. This new line gives a high level of protection and comfort at a very low price. The essential implant set and the surgical accessories complete the range.

The Essential Line drapes are conceived for the different surgical interventions. There are different models: plain with adhesive, with adhesive hole or with **U**-shaped adhesive. All models give a simple and fast draping effect thanks to the particular surgical fold and to the very soft material used.

Highlights:

- Very high stability
- Easy to remove
- Packings with "peel-opening"
- Large availability of different sizes
- Best relationship quality/price

## Fabric

The fabric used to realize the essential line drapes is the non woven SPPB. Non woven fabric is made by polypropylene and polyolefin threads joined together through heat treatment. Its particular structure is resistant to liquids and traction also in a diagonal way. The light grammage allows to drape it easily and quickly. It's ideal for the production of patient and surfaces drapes.





# Procedure set



## Procedure Set 12.S6007.00

Complete sterile set conceived for the operator and surgical staff dressing. It is the ideal choice for all Implantology, Parodontology and Maxillo Facial surgeries. The set is also composed of patient drapes, surface drapes and one tubing sleeve. The set is packed in sterile wrapping. The box contains 8 sets.

Highlights:

- Contains what is really needed during a surgery
- Dramatically reduces the time management of the single products and their storage issues
- Prevents from forgetting any product while preparing the operation field
- Prevents any dangerous washing procedures or management of traditional fabrics
- Best relationship quality/price

1	Liquid proof operator gown with cuffs	SPPB*	light blue
2	Liquid proof assistant gowns with elastics	SPPB*	light blue
1	Surgeon cap with laces	NWF absorbent	green
2	Assistant caps with elastic	NWF absorbent	light blue
1	Surgeon face mask with laces	NWF	light blue
2	Assistant face masks with elastic	NWF	light blue
2	Plain drapes 50x75cm	SPPB*	light blue
1	Patient drape 75x90 cm with adhesive U shaped 11x9cm	SPPB*	light blue
1	Tubing sleeve 120x7 cm with elastics	PE	transparent

\* Spunbonded Polypropylene



## Implantology Set 12.T0202.00 NEW

Complete sterile set conceived for all Implantology, Parodontology and Maxillo Facial surgeries. The set is composed of patient drape, surface drapes and tubing sleeves.

The set is packed in sterile wrapping. The box contains 10 sets.

1	Surgical drape cm 60x60	SMS	light blue
1	Surgical Drape cm 150x150 with adhesive hole	NWF/TNT	light blue
2	Surgical Drape cm 50x75	PP+PE	light blue
2	Adesivi medicali cm 9x51	SPPB	light blue
2	Adhesive Velcro Tape cm 14x2,5	Velcro	bianco
2	2 Tube Cover cm 6x120	PE	transparent



## Blue SMMS Microfiber Surgical Gown Sterile NEW

Water-repellent and breathable, SMMS Microfibre is used to produce these gowns providing an excellent relationship between comfort and performance. Its cotton cuffs, waist-belt and surgical folding make it the ideal choice for clinical work sessions. The gown present ultrasonic welded seams to guarantee a more efficient barrier against bacteria and fluids.



<b>22.D2301.00</b>	Surgically folded <b>SMMS</b> model gown (35 gr) size M	30 pcs
<b>22.D2302.00</b>	Surgically folded <b>SMMS</b> model gown (35 gr) size L	30 pcs
<b>22.D2303.00</b>	Surgically folded <b>SMMS</b> model gown (35 gr) size XL	30 pcs
<b>22.D2304.00</b>	Surgically folded <b>SMMS</b> model gown (35 gr) size XXL	30 pcs



## Sterile Drapes

Omnia Essential Line offers a complete range of drapes, which are suitable for different applications and treatments, both for covering operating theatre surfaces and for draping and protecting the patient.

- Drapes for surface covering are made of SPPB (Spunbonded Polypropylene) that quickly absorbs any biological and cooling liquid, whereas the waterproof layer has a 100% waterproof structure ensuring a complete barrier to fluids and micro-organisms.
- Drapes for patient draping are made of SPPB (Spunbonded Polypropylene) soft, drapable and highly breathable material for complete protection and comfort. Their whole surface is waterproof and they have fluid control systems and adhesive areas (adhesive U-shaped, hole or side) so as to allow a safe and accurate fixing and enhancing the range of sterile fields.

The needs in terms of draping and protection during the different types of dental operations may differ. The flexibility and versatility of our production enable us to promptly satisfy all the needs without compromising the safety of the customers.

# Patient Drapes


## Standard Surgical Drapes



Surgical drapes have been designed for the protection of both the operation field and the patient; therefore they were manufactured in different dimensions in order to be able to meet the different needs of the medical staff using them. Our range includes dimensions going from the smallest drape, 50x50 cm, to the largest 100x150 cm. Essential line drapes are fluid repellent to guarantee a high barrier effect.

<b>12.T4387.00</b>	Drape 50 x 50 cm fluid repellent	SPPB (Spunbonded Polypropylene)	Light blue	150 pcs
<b>12.T4386.00</b>	Drape 50 x 75 cm fluid repellent	SPPB (Spunbonded Polypropylene)	Light blue	100 pcs
<b>12.T4354.00</b>	Drape 75 x 90 cm fluid repellent	SPPB (Spunbonded Polypropylene)	Light blue	50 pcs
<b>12.T4355.00</b>	Drape 100 x 150 cm fluid repellent	SPPB (Spunbonded Polypropylene)	Light blue	25 pcs

## Surgical Drapes with Adhesive Hole



The special self-adhesive circular hole that is cut in the middle or off centre of the drape, creates an effective sterile barrier with no need for other systems. These drapes are suitable for implantology and bone distraction operations, as well as for autologous bone harvesting from extra-oral donor sites. The protective film of the self-adhesive strip is divided into pre-cut parts so as to make its application easier.

<b>12.T4360.00</b>	Drape 50x75 cm fluid repellent with adhesive center hole <b>6x9</b> cm	SPPB (Spunbonded Polypropylene)	Light blue	75 pcs
<b>12.T4362.00</b>	Drape 75x90 cm fluid repellent with adhesive center hole <b>6x9</b> cm	SPPB (Spunbonded Polypropylene)	Light blue	50 pcs
<b>12.T4332.00</b>	Drape 100x150 cm fluid repellent with adhesive offcenter hole <b>6x9</b> cm	SPPB (Spunbonded Polypropylene)	Light blue	25 pcs

## Surgical Drapes with Adhesive U Shaped



The drapes for patients, with self-adhesive U-shaped cut are made of different dimensions in order to be able to meet the different needs of the medical staff using them. The special U-shaped cut on the short side of the drape allows its easy positioning close to the lower lip or neck of the patient, so as to create an effective sterile barrier. The easy use and quick drapability help avoiding the risk of contamination and waste of time. The protective film of the self-adhesive strip is divided into pre-cut parts so as to make its application easier.

<b>12.T4253.00</b>	Drape 50x75 cm fluid repellent with adhesive U shape <b>11x9</b> cm	SPPB (Spunbonded Polypropylene)	Light blue	50 pcs
<b>12.T4254.00</b>	Drape 75x90 cm fluid repellent with adhesive U shape <b>11x9</b> cm	SPPB (Spunbonded Polypropylene)	Light blue	50 pcs
<b>12.T4264.00</b>	Drape 100x150 cm fluid repellent with adhesive U shape <b>6.5x30</b> cm	SPPB (Spunbonded Polypropylene)	Light blue	25 pcs

## Surface Drapes

### Surgical Drapes with Adhesive Side

The practical self-adhesive 5 cm high medical grade strip, applied on the short side of the drape, is used to securely fix the drape to support surfaces to avoid any shifting or accidental contaminations. The protective film of the self-adhesive strip may also be removed only in part thanks to pre-cut areas.



<b>12.T4368.00</b>	Fluid repellent drape <b>50x75</b> cm with adhesive side	SPPB (Spunbonded Polypropylene)	Light blue	75 pcs
<b>12.T4370.00</b>	Fluid repellent drape <b>75x90</b> cm with adhesive side	SPPB (Spunbonded Polypropylene)	Light blue	50 pcs
<b>12.T4371.00</b>	Fluid repellent drape <b>100x150</b> cm with adhesive side	SPPB (Spunbonded Polypropylene)	Light blue	25 pcs



## Accessories

### Adhesive Film

The Essential adhesive film is useful to cover all control panels, keyboards, handles and all operational surfaces that can be touched during surgical procedures thus preventing any cross contamination.

**32.U4020.00** 10 sterile blisters with 5 adhesive films 17x26 cm PE 50 pcs



### Surgical Aspiration Tubing without Suction Tip

The surgical aspiration tubing without suction tip is highly soft and is provided with a wide lumen to ensure a perfect flowing of the aspired residues. It has been conceived to avoid the narrowing of the lumen during the aspiration stage

**32.F7086.00**  
Surgical aspiration tubing 1,85 mt with conic joint  
20 pcs/box





# Oral Irrigation Kits

## Mechanical Irrigation Kits

Hose set with perforator, flux control roller and integrated peristaltic pump. The final blue tip makes the connection of the hose set to the hand piece easier allowing all our hose sets to be connected to all the cooling needles of the different hand pieces that often have different diameters.



Essential Line

<b>32.F1201.00</b>	Irrigation Set	1/2 Y	Irrigation Tubing for NSK Surgic XT, Surgic XT Plus, Osseocision, Vario Surg, Kyocera Implantor Neo, Aseptico Aeu 6000 series, Aseptico Aeu 7000 series, Bonart Piezo surgical system	20 pcs
<b>32.F1202.00</b>	Irrigation Set	1/2 Y	Irrigation Tubing for Novag 3000/Novag 7000/MD10, MD20 without tap/ Straumann Model Novag/SM12 Sem2/SU100/CBM, Assistant 2 Novaxa	20 pcs
<b>32.F1203.00</b>	Irrigation Set	1/2 Y	Irrigation Tubing for BienAir Chiropro 980/EMS PIEZON MASTER surgery/Esacrom Surgisonic I/UBS-Ultrasonic bone surgery/Surgibone/Acrobone/Easybone Silfradent, BioSAFin Easy Surgery, MyTUTOR, Heracle Sweden & Martina	20 pcs
<b>32.F1204.00</b>	Irrigation Set	1/2 Y	Nobel Biocare80/ W&H Implantmed/ Implant Med new design 2005/ Implantmed SI 923/ Astratech Implant SI 923/ Surgical Motor System/Ace/ Strauman/InnovaCorp. 3I/Centerpulse/Lifecore/ DU 900/FRIOS® UNIT S/ FRIOS® UNIT S/I, Drilltech/Osseoset 100/Osseoset 200/Osseocare	20 pcs



**MAXIL**®



**Maxil** is the line of high-quality surgical instruments by **OMNIA** helping the professional achieve clinical success in implantation and reconstructive bone surgery.

The close and ongoing collaboration between **Maxil** product specialists and dental surgeons and implantologists with proven national and international experience, along with **OMNIA** long tradition concerning the development and production of (customized on demand) medical devices, made the creation of cutting-edge surgical instruments possible, thus contributing to and supporting the introduction of new surgical techniques aimed at achieving the best clinical performance.

The broadest range of accessories and instruments specially made for maxillary sinus lifting is at the clinician's disposal by **Maxil** line of "**Sinus Surgery**" instruments.

By the line of "**Oral Surgery**" instruments, **Maxil** offers all the instruments for an easy management of the number of clinical situations to be faced in oral surgery, from the simplification of extraction procedures to the top quality of the line of periosteal elevators with hexagonal handle that has always been the distinguishing feature of **Maxil** brand.

By the **Maxil** product line, **OMNIA** once again offers its customers an ever-growing product range and service.



## Micro-pins for Membrane Fixation

Micro-pins in titanium alloy for the fixation of any kind of bioresorbable and non-resorbable membranes. Micro-pins are available in two lengths: 3 mm and 5 mm. Three-millimetre micro-pins are used for most applications, whereas 5-mm long micro-pins allow a better stabilization in case of very soft bones. The special design of micro-pin thread at crestal bone level guarantees a better fixation of the membrane and makes removal very easy using the special screwdriver.



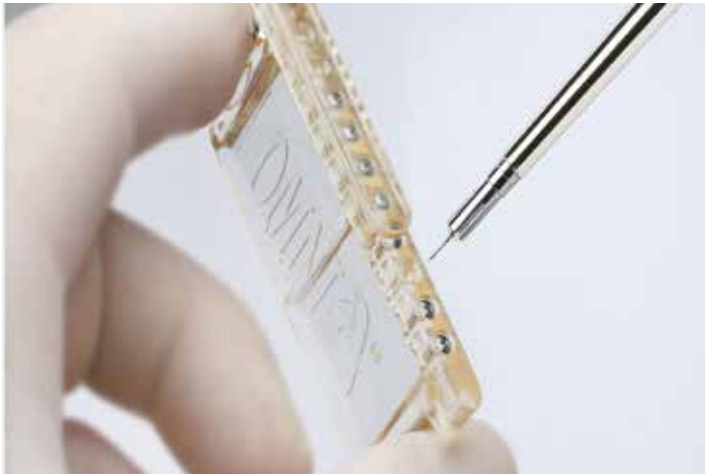
### 72.T0105.00

Blister pack containing 10 titanium micro-pins, 3 mm long



### 72.T0106.00

Blister pack containing 10 titanium micro-pins, 5 mm long



Micro-pins are delivered in a handy, sterilizable blister pack making their management, storage and clinical application easier. Each blister pack is sterile and contains 10 micro-pins, either 3 mm or 5 mm long.

### ADVANTAGES

- Available lengths: 3 mm and 5 mm
- Tissue comfort ensured by the chamfered profile of micro-pin pan head
- Micro-thread for bone fixation
- Hexagonal socket Ø 0.88 mm for easy removal
- Handy autoclavable blister pack
- New reinforced geometry



Micro-pins inserted to fix the membrane

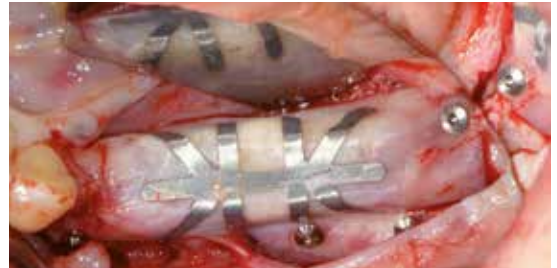


Image courtesy of Dr. V. Ferri



Image courtesy of Dr. i Andrea and Pier Luigi Battisti

## Accessories



### 70.T0317.00

Titanium screwdriver for the insertion and removal of micro-pins, Ø 0.88-mm

### 70.H0900.00

Tool for the preparation of the micro-pin socket, to be used in case of extremely hard cortical bone



### 70.H0901.00

Tool for membrane stabilization during bone site preparation and for micro-pin insertion



## Set of Tools for Micro-pins

The micro-pin, straight or angled, positioning tool allows an easy and precise insertion of micro-pins by gently striking them with a surgical dental mallet.

### 70.T0315.00

Straight positioning tool for micro-pins



### 70.T0316.00

Angled positioning tool for micro-pins



## Micropins Box



### 30.K0015 .00

Pin Box

### 70.T2001.00

Empty Box

30.K0015 Pin Box is composed of:

- 1 Straight positioning device for Micropins - 70.T0315
- 1 Blister pack of 10 Titanium Micropins, length 3 mm - 72.T0105
- 1 membrane instrument - 70.H0901
- 1 Locator Pin - 70.H0900
- 1 Titanium screwdriver 0.88 mm for fixing and removing the Micropins - 70.T0317
- 1 Medium Surgical Mallet 180 g\* - 70.H1000

It may also contain:

- 1 Blister pack of 10 Titanium Micropins, length 3 mm or 5 mm - 72.T0105 or 72.T0106
- 1 Angles positioning device for Micropins 70.T0316

\*The Mallet slot is under the box

Benefits

- Lid with steel sliding closure.
- Both box and lid have micro holes to allow adequate passage of vapor during the sterilization phase. Instruments slots were created with laser engraving.

Thanks to the box the surgeon has a safe place where to store the instruments and have them available during surgery. In this way the handling of the unpacked instruments and the related risk of its loss during surgery is avoided.

## Titanium Meshes and Membranes

Complete range of titanium meshes and membranes that, suitably shaped, adapted and finished, can be used as the necessary protection for bone reconstruction.

The titanium grids combined with a bone graft represent an ideal device for the correction of stabilized horizontal and vertical bone defects. The two available measures enable the surgeon to meet different clinical needs managing surgical defects of different extent and significance using the same approach in patients with different periodontal biotype. The 0.2 mm thick meshes ensure a better stabilization in case of serious bone defects, whereas 0.1 mm thick meshes are easier to adapt to any kind of bone defect. For mesh stabilization, the use of the titanium micro-screws  $\varnothing$  1.5 mm described in this catalogue is suggested.



### 70.T1034

Titanium mesh, 0.1 mm thick, dimensions 30x40 mm

### 70.T1046

Titanium mesh, 0.1 mm thick, dimensions 40x60 mm

### 70.T2046

Titanium mesh, 0.2 mm thick, dimensions 40x60 mm

### ADVANTAGES

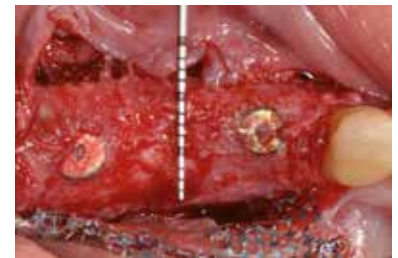
- Easy to shape and adapt to the defect
- Greatest stabilization during bone reconstruction



*On site stabilized titanium mesh*



*Removal stage of the titanium mesh*



*Measurement on the new bone*

Images courtesy of Dr. D'Avenia



### 70.T2056

Titanium membrane, 20  $\mu$ m, dimensions 50x60 mm

### 70.T4056

Titanium membrane, 40  $\mu$ m, dimensions 50x60 mm

### ADVANTAGES

- Easy to shape in any form
- It can be adapted to any defect
- Total barrier effect
- Reduced risk of infection in case of exposure

*Barrier effect protecting the graft.*

## Fixing Systems

The osteosynthesis system is extremely simple to use: only 3 tools are needed for the application of the titanium alloy microscrews, which are used for the fixation of bone blocks and osteosynthesis microplates, or for the stabilization of regenerative membranes or titanium meshes.



**70.T1501**  
LM1 screwdriver handle in titanium



**70.T1601**  
Titanium screwdriver tip 35 mm long, for LM1 inner square handle, for microscrews Ø 1.5 mm



**70.T1600**  
Titanium screwdriver for inner square contra-angle, for microscrews Ø 1.5 mm



**70.M0032**  
Pilot drill Ø 1.5 x 15 mm

This drill is suitable for drilling pilot holes into the bone block, without causing fractures while screwing the microscrews Ø 1.5



**70.T0007**  
Pilot drill Ø 1.1 X 3.5 mm for membranes or meshes

**70.T0008**  
Pilot drill Ø 1.1 X 7 mm for microplates or meshes

**70.T0009**  
Pilot drill Ø 1.1 X 9 mm for bone blocks

**70.T0010**  
Pilot drill Ø 1.1 X 15 mm for bone blocks

The pilot drills Ø 1.1 mm have different lengths to suit different clinical needs

## Osteosynthesis Microplates Ø 1.5

Biomedical titanium microplates are available in different configurations to support operational differences. Their 0.6 mm thickness ensures a simple shaping and an excellent fitting for a reliable osteofixation, which is fundamental in bone reconstructions or regenerations. Microplates should be stabilized using the microscrews Ø 1.5 mm.

**70.T0601.00** 4-hole boneplate without bar, 0.6 mm



**70.T0602.00** 6-hole boneplate without bar, 0.6 mm



**70.T0603.00** 8-hole boneplate without bar, 0.6 mm



**70.T0604.00** 16-hole boneplate without bar, 0.6 mm




**70.T0607.00** 4-hole boneplate with bar, 0.6 mm



## Titanium Micro-screws

Microscrews in titanium alloy  $\varnothing$  1,5 with head  $\varnothing$  3 mm, suitably manufactured for the insertion of inner square (square insert) type tips. The best microscrews in terms of stability, since they minimize the usual risk of fall during the application phase.



Microscrews are delivered in a handy sterilizable blister pack making the management of microscrews easier, from storage and conservation to their clinical application. Each blister pack is sterile and contains 5 microscrews.



Handy autoclavable blister pack

**sterile**  
Ethylene  
Oxide

### ADVANTAGES

- Cylindrical head screw
- Self-threading
- Chamfered profile head
- Inner square insert for firm grip and safe screwing/unscrewing
- New better performing tip, greater cortical penetration

<b>72.T1503.00</b>	Blister pack containing 5 microscrews $\varnothing$ 1,5 x 3 mm
<b>72.T1504.00</b>	Blister pack containing 5 microscrews $\varnothing$ 1,5 x 4 mm
<b>72.T1505.00</b>	Blister pack containing 5 microscrews $\varnothing$ 1,5 x 5 mm
<b>72.T1506.00</b>	Blister pack containing 5 microscrews $\varnothing$ 1,5 x 6 mm
<b>72.T1507.00</b>	Blister pack containing 5 microscrews $\varnothing$ 1,5 x 7 mm
<b>72.T1508.00</b>	Blister pack containing 5 microscrews $\varnothing$ 1,5 x 8 mm
<b>72.T1509.00</b>	Blister pack containing 5 microscrews $\varnothing$ 1,5 x 9 mm
<b>72.T1511.00</b>	Blister pack containing 5 microscrews $\varnothing$ 1,5 x 11 mm
<b>72.T1513.00</b>	Blister pack containing 5 microscrews $\varnothing$ 1,5 x 13 mm
<b>72.T1515.00</b>	Blister pack containing 5 microscrews $\varnothing$ 1,5 x 15 mm
<b>70.T1517.00</b>	Blister pack containing 5 microscrews $\varnothing$ 1,5 x 17 mm - non sterile
<b>70.T1519.00</b>	Blister pack containing 5 microscrews $\varnothing$ 1,5 x 19 mm - non sterile
<b>70.T1805.00</b>	Blister pack containing 2 emergency microscrews $\varnothing$ 1,5 x 8 mm - non sterile
<b>70.T1811.00</b>	Blister pack containing 2 emergency microscrews - non sterile

## Microscrews box



**30.K0014.00**  
Microscrew Box

**70.T2000.00**  
Empty Box

Microscrews box (30.K0014) is composed of:

- Handle for screwdriver LM1 in titanium - 70.T1501
- Screwdriver tip for Handle LM1, inner square in titanium - 70.T1601
- Screwdriver for contra-angle handpiece, inner square in titanium - 70.T1600
- 1 Guide drill Ø 1.1 x 7 mm for microplates or mesh - 70.T0008
- 1 Guide drill Ø 1.5 x 15 mm - 70.M0032
- 5 microscrews – code at choice
- 1 Titanium mesh 0.1 mm thick - dim. 30x40 mm - 70.T1034

It may also contain:

- 2 additional guide drills at choice 70.T0008 / 70.T0007 / 70.T0009 / 70.T0010
- 30 additional microscrews - code at choice
- 1 additional mesh 30x40 or 40x60 - 70.T1034 and 70.T1046

Benefits

- Lid with steel sliding closure.
- Both box and lid have micro holes to allow adequate passage of vapor during the sterilization phase. Instruments slots were created with laser engraving.

Thanks to the box the surgeon has a safe place where to store the instruments and have them available during surgery. In this way the handling of the unpacked instruments and the related risk of its loss during surgery is avoided.



## Bone Holding Forceps

---

Forceps are used to hold the bone block during shaping and preparation of the pilot hole for fixation with micro-screws. They are available in different configurations to easily access rear areas of the mouth during the stabilization of the bone graft in the recipient site.

### **70.K7247.00**

Bone holding forceps, straight - 15 cm long

---



### **70.K7353.00**

Bone holding forceps, angled - 19 cm long

---



## Accessories

---



### **70.T2029.00**

Maxil Bowl - Ø 60 mm

The Titanium receptacle Maxil Bowl is used to mix biomaterial with autologous material or to manage block grafts.

## Measuring devices

**70.K7565.00** Depth gauge acc. to Dr. Siewert



The depth gauge has clear laser markings for indicating the different implant lengths and is ideal for probing the respective implant site drill hole thanks to the flexible connection between the handle and the working tip. The measuring depth is 6-8-10-12-14-16 mm

**70.K7566.00** flexible drilling gauge 04/08/10 mm



*Images courtesy of Prof. Lang*



The flexible drilling gauge is ideally suited to place the pilot drill exactly at the requested position, both in edentulous or partially toothed jaws. The working part of the instrument has 3 in line holes of 2.6 mm Ø whose clearance from each other is respectively 4/8/10 mm

- a) 4 mm is the ideal clearance to natural teeth
- b) 8 mm is the average clearance to incisors and premolars
- c) 10 mm correspond to the average molar clearance


**70.B8015.00** DC1 millimetre probe 15 mm



The colored markings easily allow to identify the different probing depths at 5, 10 and 15 mm. The probe has been developed to be also used in the diagnosis of very deep pockets.

## Sinus Set by Prof. Tiziano Testori

The tools developed in collaboration with Prof. Tiziano Testori allow a precise, gentle and safe tissue separation for a predictable surgery based on scientific evidence. The first tool, TT1, is used to find the cleavage plane between the sinus membrane and the bone base, whereas tools TT2 and TT3 allow an easy separation in a mesial/distal and vestibular/palatal direction. The carrier tool, along with a compactor TT4, allows an easy positioning of graft material. The retractor TT5, which is anatomically shaped to follow maxilla morphology, makes surgical access easier.



Prof. Tiziano Testori



**70.H0086.00**  
Sinus curette TT 1

**70.H0087.00**  
Sinus curette TT 2

**70.H0088.00**  
Sinus curette TT 3

**70.H0089.00**  
Accessory TT 4

**70.H0090.00**  
Retractor TT 5

**30.K0068.00** Set (5 instruments + tray 70.D0030)

## Accessories

**70.H0073.00** Barrier Placement



This tool was designed to protect sinus membrane while working within the antral cavity with rotating or sharp tools.

**70.H0245.00** Bone scoop



Ideal for the positioning of bio-materials or autologous bone.

Thanks to Prof. Tiziano Testori for his valuable collaboration

## Micro Sinus Set by Prof. Tiziano Testori

Developed in collaboration with Prof. Tiziano Testori, this set of micro-curettes allows a gentle separation of sinus tissues when access to the antral cavity is limited in size or to manage mucosa separation, in the presence of bone septum, too.

### 70.H0511.00 Micro Sinus #0 T. Testori **NEW**

Double diameter non-cutting scraper, for the initial separation of the sinus membrane



### 70.H0503.00 Micro Sinus Prof. Testori # 1.

Sinus micro-curette for initial separation in the cranial site



### 70.H0504.00 Micro Sinus Prof. Testori # 2.

Sinus micro-curette for initial separation in the mesial and distal site



### 70.H0505.00 Micro Sinus Prof. Testori # 3.

Sinus micro-curette for initial separation in the caudal site (sinus floor)



### 30.K0067.00 Set (4 instruments + tray 70.D0030)

*Images courtesy of Prof. Testori*

## Accessories

### 70.H0244.00

Compactor for bone graft. It is used in combination with a bone scoop to compress the graft of biomaterial or autologous bone



### 70.H0090.00

Retractor TT 5 – Anatomically shaped retractor to follow maxilla morphology.




### 70.K7372.00

Bone Carrier Ø 7 mm, side loading



## Crestal Sinus Set By Prof. Tiziano Testori NEW

The crestal elevation of the sinus is a predictable method that is increasingly used by clinicians all over the world. Regardless of the surgical technique used to erode the sinus floor, the use of dedicated micro instruments has made it possible to make crestal elevation easier to control during its various phases, which are: the dissection of the sinus membrane, the filling of the sub-antral space and finally the positioning of the implant. The surgical phases are standardized so for each phase we developed a dedicated instrument that allows the surgical operation to be easily replicated by all the operators involved in the maxillary sinus. This allows the surgical procedure to be less operator sensitive.



Prof. Tiziano Testori

### 70.B8301.00 TT #1 Crestal Lift

Double angulation initial scraper with depth markers



Ø 2,8 mm  
both parts  
millimeter  
markings



### 70.B8302.00 TT #2 Crestal Lift

Sinus micro-scraper for crestal membrane elevation



Working parts  
2,8 x 2,1 mm  
both sides



### 70.B8303.00 TT #3 Crestal Probe

Instrument for compacting the filling material with depth



Working part  
19 mm  
millimeter  
markings 15 mm



*New anti-reflective ceramic coating of the working parts*

### 30.K0120.00

Set (3 instruments + Tray)



## Surgical Dental Mallets

---

Special surgical mallets for oral surgery. They are available with heads of different weights according to the different surgical needs. Standard supplied with double head in Teflon® to minimize vibrations.

**70.H0320.00**

Small surgical dental mallet, 110 g

---

**70.H1000.00**

Medium surgical dental mallet, 180 g

---

**70.H0321.00**

Large surgical dental mallet, 240 g

---

## EndoSINUS Set by Dr. D'Avenia

The use of EndoSINUS and CrestalSINUS devices allows you to optimize, accelerate and standardize the results of closed sinus elevation, despite the technique used to access the sinus floor. The combined use of both these instruments with any technique of crestal elevation of the maxillary sinus allows you:



- To obtain a precise measurement of the bone tunnel on the whole access osteotomy;
- To control directly by touch the resilience and integrity of the sinus mucosa
- To detach more extensively and with direct control the sinus mucosa, avoiding all approximations arising from the interpretation of radiological images and reducing the risk of laceration;
- To measure the real extensibility of the mucosa at the end of the detachment selecting the appropriate volume of the graft and the correct implant length.
- To insert the graft material with a real control of the depth of placement



**70.H0552.00** EndoSINUS Probe by Dr. D'Avenia

## Surgical Procedure



### INDICATIONS

Diagnostic probe, which is used to measure the transalveolar bone tunnel and to determine the perimeter topography of sinus floor base as well as for the initial stage of the detachment. Fig. 2

Diameter: 2.4 mm  
Depth marking: 2-3-4/5-6-7/8-9-10 mm  
Material: Titanium



Fig. 1



### INDICATIONS

Atraumatic probe, which is used to determine the integrity and to initially lift sinus mucosa. This tool is also useful to evaluate the tension and elasticity of sinus mucosa Fig. 4.

The tool can also be used in the final management of elevation to determine the size of the separation occurred and for bone graft condensation. Fig. 5

Diameter: 2.4 mm  
Depth marking: 2-3-4/5-6-7/8-9-10 mm  
Material: Titanium



Fig. 2



Fig. 3

Thanks to Dr. Ferdinando D'Avenia for his valuable collaboration

## EndoSINUS Set Dr. D'Avenia

EndoSINUS and CrestalSINUS are two sets composed of two instruments each, a probe and a retractor. The ENDOSinus set is suitable for all closed access with a reduced diameter equal to or greater than 2.5 mm, usually in individual sites between two teeth with residual bone crest equal to or greater than 4 mm (Fig. 1). The CrestalSINUS set is suitable for closed access with diameter equal to or greater than 4 mm, usually multiple and in molar area, where there are no near teeth, and where the size of the edentulous saddle is consistent (Fig. 7). For this reason, CrestalSINUS instruments have a 10 mm shorter stem in comparison to EndoSINUS set and a working part larger in diameter. The use of each instrument is similar between the two sets.



**70.H0553.00** EndoSINUS Elevator by Dr. D'Avenia



Fig. 4

### INDICATIONS

Sinus micro-curette for the closed elevation of maxillary sinus mucosa. Fig. 3

Width: 2.3 mm

Depth marking: 2-3-4/5-6-7/8-9-10 mm

Material: Titanium

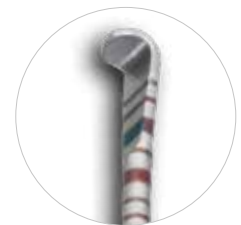


Fig. 5



Fig. 6





## CrestalSINUS Set by Dr. D'Avenia

**70.H0555.00** CrestalSINUS Probe by Dr. D'Avenia



**70.H0554.00** CrestalSINUS Elevator by Dr. D'Avenia

### Surgical Procedure



Fig. 7



Fig. 8



Fig. 9

#### INDICATIONS

Diagnostic probe, which is used to measure the transalveolar bone tunnel and to determine the perimeter topography of sinus floor base, as well as for the initial stage of the detachment. (Fig. 8)

Diameter: 3.8 mm  
Depth marking: 2-3-4/5-6-7/8-9-10 mm  
Material: Titanium



#### INDICATIONS

Sinus elevator for closed sinus mucosa elevation. Fig.9. This instrument allows you to join together two different entrances of the sinus hollow with a directly perceived detachment. It can also be used in the traditional sinus elevation with lateral access in less accessible zones.

Width: 4 mm  
Depth marking: 2-3-4/5-6-7/8-9-10 mm  
Material: Titanium



Fig. 10



Fig. 11



Fig. 12

#### INDICATIONS

Atraumatic probe, which is used to determine the integrity and to initially lift sinus mucosa. This tool is also useful to evaluate the tension and elasticity of sinus mucosa (Fig. 10). The tool can also be used in the final management of elevation to determine the size of the separation occurred and for bone graft condensation (Fig. 11).

Diameter: 3.8 mm  
Depth marking: 2-3-4/5-6-7/8-9-10 mm  
Material: Titanium



Thanks to Dr. Ferdinando D'Avenia for his valuable collaboration

## The Micro-Curettes kit Dr. Daniele Cardaropoli

The micro-curettes kit is indicated to be used in periodontal surgery, especially in regenerative and soft tissue plastic surgery. In all phases of flaps management, in full-thickness and partial-thickness flap elevation, in papilla preservation techniques and creation of the surgical papilla, the control and perfect soft tissue management are the foundation for an aesthetic result in modern microsurgical approach.



Daniele Cardaropoli DDS



**70.B8013.00**

Tissue Dissector 13.5 cm

Tissue dissector. Its small anatomical shape makes it ideal for detaching soft tissues and specifically for detaching the interdental papilla preserved in regenerative surgery.



**70.B7286.00**

Papilla Elevator

This periosteal elevator, designed for periodontal and mucogingival micro-surgery, features two work ends. The first has a lance-shape and is ideal for detaching the well-conformed interdental papillae, like the rear incisive papilla. The second, which features an angle greater than 90° with respect to the handle, easily detaches the lingual and palatal papillae working from the vestibular side.



**70.B7743.00**

Micro Periosteal Elevator

This instrument, used to detach soft tissues, features two work sides. The first, in line with the handle, is recommended for working at the level of interproximal areas. The second, slightly arched, is recommended for working in correspondence with the vestibular and lingual surfaces of the teeth.



### Set Description - 30.K0066.00

**70.B8013.00** Tissue Dissector 13.5 cm

**70.B7286.00** Papilla Elevator

**70.B7743.00** Micro Periosteal Elevator

**70.D0030.00** Tray

Thanks to Dr. Daniele Cardaropoli for his valuable collaboration

## Periodontal Set Dr. Daniele Cardaropoli

Periodontal Set developed with Dr. Daniele Cardaropoli.

The special octagonal handle gives to each instrument a remarkable cutting ability and precision. The complete kit provides a set of sharp surgical instruments which are essential during the periodontal conservative and resective-regenerative surgery.

This set can be used both for remodelling bone tissue and decontaminating periodontal pockets and for polishing root surfaces.

The millimetre probe, up to 15 mm, is essential for proper diagnosis and planning during the whole treatment.



### **70.B8015.00**

DC1 millimetric probe 15 mm



### **70.B8013.00**

DC2 tissue dissector 13.5 cm



### **70.B8151.00**

DC3 Kramer-Nevis scalpel n° 11



### **70.B7286.00**

DC4 papilla Elevator



### **70.B7743.00**

DC5 micro Periosteal Elevator



### **70.B8002.00**

DC6 straight fedel chisel



**70.B8107.00**  
DC7 rhodes back-action 36/37



Daniele Cardaropoli DDS



**70.B8274.00**  
DC8 goldman-fox gf-4



**70.B0052.00**  
DC9 molt curette 2/4 modified



**70.B3119.00**  
DC10 scaler M23

## Set Description - 30.K0005.00

<b>70.B8015.00</b>	DC1 millimetric probe 15 mm
<b>70.B8013.00</b>	DC2 tissue dissector 13.5 cm
<b>70.B8151.00</b>	DC3 Kramer-Nevins scalpel
<b>70.B7286.00</b>	DC4 Papilla Elevator
<b>70.B7743.00</b>	DC5 Micro Periosteal Elevator
<b>70.B8002.00</b>	DC6 straight fedt chisel
<b>70.B8107.00</b>	DC7 rhodes back-action 36/37
<b>70.B8274.00</b>	DC8 goldman-fox gf-4
<b>70.B0052.00</b>	DC9 Molt curette 2/4 modified
<b>70.B3119.00</b>	DC10 Scaler M23
<b>70.D0030.00</b>	Tray



Thanks to Dr. Daniele Cardaropoli for his valuable collaboration

## Post - Extractive Set Dr. Daniele Cardaropoli

The post-extractive set developed with Dr. Daniele Cardaropoli, has been designed to perform the extraction of dental elements in an atraumatic and minimally invasive way in order to keep intact the soft tissues, especially of the interdental papilla and of the cortical bone.

The instrument Carda # 4, finds its application in the techniques of ridge preservation for the filling of the socket after extraction and in immediate post-extractive implants for filling the gap between bone and implant.



**70.H1520.00**  
Carda #1  
Heavy Periotome



**70.H1521.00**  
Carda #2  
Light Periotome



**70.H1523.00**  
Carda #3  
Interproximal Periotome



**70.H1519.00**  
Carda # 4  
Probe-compactator  
15mm/spoon

### Set Description - 30.K0013.00

<b>70.H1520.00</b>	Carda # 1 heavy periotome
<b>70.H1521.00</b>	Carda # 2 light periotome
<b>70.H1523.00</b>	Carda # 3 interproximal periotome
<b>70.H1519.00</b>	Carda # 4 probe-compactator 15mm/spoon
<b>70.D0030.00</b>	Tray

*Thanks to Dr. Daniele Cardaropoli for his valuable collaboration*

## Post - Extractive Set - Clinical case

Management of multiple post-extraction sites by RIDGE PRESERVATION

- Fig 1: Initial situation showing the elements of the upper dental arch hopelessly compromised.
- Fig 2: The straight instrument Carda # 2 is used for the right central incisor sindesmotomy.
- Fig 3: With the Carda # 1 micro elevator the dental element can be atraumatically extracted.
- Fig 4: The socket is curetted and cleansed with physiological solution.
- Fig 5: With the spoon side of the instrument Carda # 4 the deproteinized bovine bone grains are brought to the opening of the socket.
- Fig 6: With the compactor side of the instrument Carda # 4 the grains are compacted inside the cavity.
- Fig 7: The deproteinized bovine bone grains are protected by a suine collagen membrane, held in place by a series of Omnia PTFE sutures.



Daniele Cardaropoli DDS



Fig 1



Fig 2



Fig 3

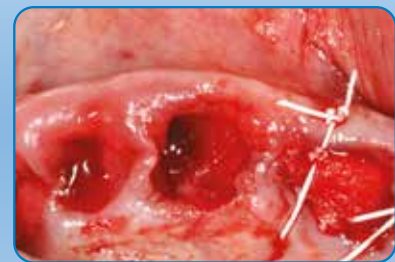


Fig 4



Fig 5



Fig 6



Fig 7

## Agnini brothers' S.V.G. NEW

The kit has been designed for the Surgical Veneer Grafting, a combination of bone graft and a sub epithelial connective tissue graft to overbuilding the socket site and achieve a sustainable and predictable esthetic outcomes especially in thin gingival thickness patient.



Dr. Alessandro Agnini & Dr. Andrea Mastrorosa Agnini



**70.K4770.00**  
Gerald atraumatic  
straight cm 18



**30.Z0065.00**  
Round blade  
holder handle



**70.T1900.00**  
Handle for micro scalpel



tip size:  
width 2,8 mm  
length 16 mm

**70.H0520.00**  
Periotome straight



**70.K6903.00**  
Iris BlackSharp TC  
scissor 11,5 cm



**70.H1007.00**  
Diamond Coated  
Micro Castroviejo  
cm 18



**70.B8200.00**  
S.V.G. Agnini



**70.T1915.00**  
Disposable sterile  
scalpel blade



**72.T1951.00**  
Spoon Shape  
Width 2,10 mm  
Lenght 6,00 mm



**30.K0115.00**  
7 instruments +  
2 blades + tray

## Periosteal Elevators

Molt periosteal elevators, can also be used for the separation of very thin tissues adhering to bone surface.



### 70.B1000.00 **NEW**

Chisel Paro Jovanovic



### 70.B1001.00 **NEW**

Buser Periosteal elevator



### 70.B1002.00 **NEW**

Lucas surgical curette

## Micro D-Elevator

The Micro D-Elevator is a tool designed to optimize the ergonomics of surgery. In one instrument there are one working end for micro surgery and one end for standard surgical interventions. The small size of the microsurgical end is ideal for the manipulation of marginal tissues, even the thinnest ones.

The curvature of this end is designed to easily detach both the vestibular and interproximal portion of the flap, in correspondence of the dental elements. The larger end is ideal for detaching mucoperiosteal flaps in edentulous saddles or in the deeper portions of the sites to be operated. The extreme sharpening of the instrument allows to apply minimum pressures while keeping the operator's high sensitivity.



### 70.H0499.00 Micro D Elevator **NEW**



## Bone Forceps

The bone forceps with double articulation reduce shearing stress, also during harvesting of highly corticalized tissue.



### 70.H0487.00

Bone forceps with double articulation, straight - 18 cm



### 70.H0486.00

Bone forceps with double articulation, curved - 18 cm

## Bone Carrier

The new loading system of the bone graft syringe makes grafting of all granulometries and types of bone substitutes easier.

### 70.K7372.00

Bone Carrier Ø 7 mm, side loading



Step 1



Step 2



Step 3



## Bone Carrier

The Bone Carrier is a device designed to simplify the placement of biomaterials or autologous bone during surgical operations of major augmentation of the maxillary sinus or guided bone regeneration (GBR). The hollow shape of the upper part was designed to be used as filler mixing cup. It is available in the following diameters: 2.5 mm, 3.5 mm, 4.5 mm and 6 mm.



**70.K6502.00** Bone Carrier Ø 2,5 mm

**70.K6506.00** Bone Carrier Ø 3,5 mm

**70.K6503.00** Bone Carrier Ø 4,5 mm

**70.K6504.00** Bone Carrier Ø 6 mm

## Accessories



**70.H0245.00**  
Bone scoop



**70.H0244.00**  
Graft compactor



**70.T2029.00** Maxil Bowl - Ø 60 mm

The Titanium receptacle Maxil Bowl is used to mix biomaterial with autologous material or to manage block grafts.

## Molt Periosteal Elevators

---

Complete range of Molt periosteal elevators, which can also be used for the separation of very thin tissues adhering to bone surface.



**70.H5109.00**

Molt 2/4 curette



**70.H0052.00**

Molt 2/4 modified curette



**70.H5110.00**

Molt 2/4 Pierce



**70.H5107.00**

Molt 2/4 left-angled curette



**70.H5106.00**

Molt 2/4 right-angled curette

## Accessories

---



**70.K5654.00**

De Bakey tissue forceps

## Molt Periosteal Elevators

Periosteal Elevators of different shapes to complete the Molt line.



**70.H5407.00**

Molt P7



**70.H5424.00**

Molt 24G



**70.H1003.00**

Parodontal Knife Kramer-Nevins n° 7

## Periosteal Elevators

Periosteal Elevators for standard use in oral surgery.



**70.H5400.00**

Prichard # 3 Standard



**70.H5401.00**

Prichard # 3 large



**70.H5473.00**

Maring Periosteal Elevator



**70.H1002.00**

Kirkland

## Tissue Forceps

---



Tissue forceps with a micro-serrated surface ensuring a very firm grip and a very low trauma coefficient on the edges.




**70.K4770.00**  
Gerald atraumatic forceps, straight 18 cm




**70.K4771.00**  
Gerald atraumatic forceps, curved 18 cm


Forceps for tissues equipped with a triangular retaining tooth (1x2) ensuring a very firm grip on the edges.



  
**70.K4772.00**  
Gerald tissue forceps, straight 18 cm



  
**70.K4773.00**  
Gerald tissue forceps, curved 18 cm



**70.K5800.00**  
Straight 13 cm Kocher  
Plier that has many different uses thanks to its strength and great grip on tissues, it is used to firmly grasp the most resistant tissues (muscle bands, bone fragments).

---

**70.K4158.00**  
Straight Mosquito 13 cm  
Plier for hemostasis and for handling small dimension holds, mostly used to close the most delicate tissue formations, or to make hemostasis on the smallest and most superficial vessels.

## Tissue Forceps

Atraumatic tissue forceps of different shapes for the management of a number of surgical applications.

### 70.K4144.00

Tissue pliers Adson 12 cm



### 70.K5654.00

De Bakey tissue forceps

Tissue forceps with special serrated surfaces for a safe and gentle holding of tissues.



### 70.K5567.00

Microsurgery forceps



### 70.K6949.00

Membran forceps



### 70.H1010.00 **NEW**

Surgical tissue forceps  
18 cm



## Periotomes

Minimum invasivity during the extraction phase is made possible using this set of 5 Maxil periotomes, designed for a better management of incision procedures of periodontal ligament fibres for a quick and easy radicular avulsion. The extreme cutting accuracy of Maxil periotome blades allows an atraumatic treatment, also in case of thin and festooned periodontal biotype conditioning the vestibular case thickness to a minimum.



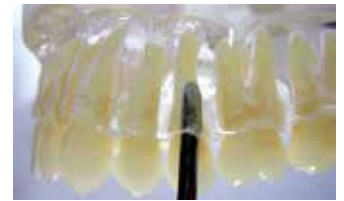
**70.H0521.00** Blade width: 2.5 mm  
Periotome # 1  
Used in the front group of the upper dental arch.



**70.H0522.00** Blade width: 3.0 mm  
Periotome # 2  
Used in the front group of the upper dental arch.



**70.H0525.00** Blade width: 3.0 mm  
Feuer Periotome  
Used as micro-lever in case of difficult extractions, removal of cysts and broken roots.



**70.H0523.00** Blade width: 3.0 mm  
Periotome # 3  
Used in interproximal spaces



**70.H0524.00** Blade width: 3.0 mm  
Periotome # 4  
Used in the whole lower dental arch and in the rear areas of the upper arch.



**30.K0109.00** Set (5 instruments + Tray 70.D0020.00)

## Flexible Periostomes

The flexible Periostomes are made of a particularly versatile steel and with the specific heat treatment they are subjected to gives the blades extraordinary flexibility and strength. The blades are micro-serrated along their entire length so as to be able to cut the periodontal ligament between tooth and bundle bone in a single surgical passage in an atraumatic way.

### 70.H0540.00 **NEW**

Straight flexible Periostome



### 70.H0541.00 **NEW**

Flexible palatal/lingual Periostome



### 70.H0542.00 **NEW**

Interproximal flexible periostome





## Microlevers

Maxil MICROLEVERS are one step ahead in atraumatic extraction surgery. They can be a valid continuity or alternative to our Periostomes because, thanks to their sturdiness, vertical movements and gentle lever work can be exploited. Therefore not only just dissection of the periodontal ligaments, but also non-traumatic displacement of the tooth from its alveolus. According to their curvature, they can be used in all sections of the oral cavity (anterior - straight microlevers, central - semi-curved microlevers, posterior - curved microlevers).

### 70.K7708.00

Straight microlever #1 (tip 2.5 mm - length 16.5 cm)

Instrument 70.K7708 is indicated in the initial stage. Thanks to its fine sharp tip, it can enter subgingivally and start a gentle loosening and laceration of the periodontal ligaments supporting the tooth.



### 70.K7709.00

Straight microlever #2 (tip 3.5 mm - length 16.5 cm)

Instrument 70.K7709 is indicated for non-traumatic displacement of the tooth from its alveolus. Thanks to the fineness of its tip, it need not do particular lever work, thereby avoiding the risks of fracture of one or more walls of the alveolus.



### 70.K7710.00

Straight microlever #3 (tip 4.5 mm - length 16.5 cm)

Instrument 70.K7710 is indicated for non-traumatic dislocation of the premolars. It has a sturdier and wider working part, but still very fine, that allows it to exploit lever work without having to push hard on the proximal root.



### 70.K7711.00

Straight microlever #4 (tip 4.5 mm - length 16.5 cm)

Instrument 70.K7711 is a syndesmome, indicated for gentle distraction of the periodontal ligaments. Thanks to its fine tip, it is able to enter under the gum and reach the apical area of the tooth. It has a maximum width of 4.5 mm.



**30.K0110.00** Set (4 instruments + Tray 70.D0001.00)

## Semi-curved microlevers



### 70.K7748.00

Semi-curved microlever #1  
tip 2.5 mm - length 16.5 cm)

Instrument 70.K7748 is indicated for the initial stage. Thanks to its fine sharp tip, it can enter subgingivally and start a gentle loosening and laceration of the periodontal ligaments supporting the tooth.



### 70.K7749.00

Semi-curved microlever #2  
(tip 3.5 mm - length 16.5 cm)

Instrument 70.K7749 is indicated for non-traumatic displacement of the tooth from its alveolus. Thanks to the fineness of its tip, it need not do particular lever work, thereby avoiding the risks of fracture of one or more walls of the alveolus.

### 70.K7750.00

Semi-curved microlever #3  
(tip 4.5 mm - length 16.5 cm)

Instrument 70.K7750 is indicated for non-traumatic dislocation of the molars. It has a sturdier and wider working part, but still very fine, that allows it to exploit lever work without having to push hard on the proximal root.



### 70.K7751.00

Semi-curved microlever #4  
(tip 4.5 mm - length 16.5 cm)

Instrument 70.K7751 is a syndesmome, indicated for gentle distraction of the periodontal ligaments. Thanks to its fine tip, it is able to enter under the gum and reach the apical area of the tooth. It has a maximum width of 4.5 mm.



## Curved microlevers

### 70.K8201.00

Curved microlever #1 (tip 2.5 mm - length 16.5 cm)

Instrument 70.K8201 is indicated for the initial stage. Thanks to its fine sharp tip and particular curvature, it can enter the posterior sections subgingivally and start a gentle loosening and laceration of the periodontal ligaments supporting the tooth



### 70.K8202.00

Curved microlever #2 (tip 3.5 mm - length 16.5 cm)

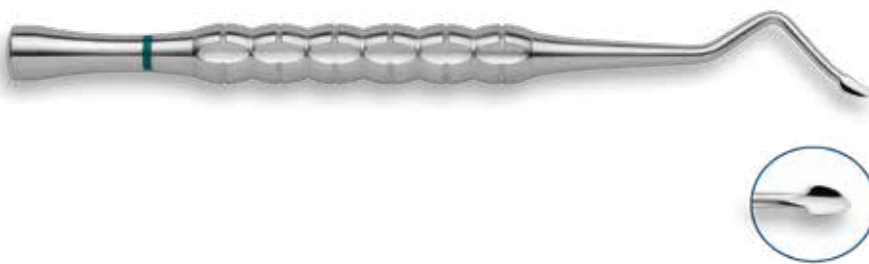
Instrument 70.K8202 is indicated in the second stage of non-traumatic displacement of the tooth from its alveolus. Thanks to the fineness of its tip and its greater working surface, it need not do particular lever work, thereby avoiding the risks of fracture of one or more walls of the alveolus.



### 70.K8200.00

Curved microlever Bernard #3 (tip 4 mm - length 16.5 cm)

Instrument 70.K8200 is a Bernard syndesmotome, indicated for gentle distraction of the periodontal ligaments. Thanks to its fine tip, it is able to enter under the gum and apically reach the more interproximal areas of the tooth. It has a maximum width of 4.0 mm.



### 70.K8203.00 - sx

### 70.K8203.00 - 70.K8204 .00

Curved microleverS Bernard #4 left AND RIGHT (tip 4 mm - length 16.5 cm)

Instruments 70.K8203 and 70.K8204 area Bernard syndesmotomes, indicated for gentle distraction of the periodontal ligaments. Thanks to their fine tips (right and left), they are able to enter under the gum and cut the entire circumference of the ligament. They have a maximum width of 4.0 mm



### 70.K8204.00 - dx

## Scalpel Handles

Scalpel handles available in standard configurations: with flat handle and round handle, for a better control of incision angle.



**30.Z0065.00**  
Round blade-holding handle



**70.K5523.00**  
Blade-holding handle with graduated scale



**70.K7231.00**  
Handle for scalpel with tilting head



**70.T1900.00**  
Titanium handle for micro scalpel

## Scalpel Blades

Scalpel blades for standard handle, available in sterile packs of 100 units.



**70.T1011.00**

Disposable sterile  
scalpel blade  
Fig. 11

**70.T1012.00**

Disposable sterile  
scalpel blade  
Fig. 12

**70.T1013.00**

Disposable sterile  
scalpel blade  
Fig. 13

**70.T1015.00**

Disposable sterile  
scalpel blade  
Fig.15

**70.T1915.00**


Disposable sterile  
scalpel blade  
Fig. 15C

Beaver blade for micro scalpel. Available sterile, single use, individually packed.



**70.K5034.00**

Beaver blade for  
micro scalpel



**70.K6747.00**

Handle for micro scalpel



**70.K4056.00**

Blade Remover

Surgical brushed steel plier 17cm, indicated for a safe and fast removal of the blade from the scalpel handle. The blade is engaged in the clamp's bite, which remains stable by locking the rack clamping, and then lifted / removed thanks to the metal tooth place behind the clamp's bite.

## Micro scalpel blades

Micro surgery and Tunnelling scalpel blades malleable till 25° to be used with micro scalpel handle. Pack of 8 units.



**72.T1953.00**  
Lance Tip  
Width 2,20 mm  
Long 6,00 mm



**72.T1952.00**  
Mini Micro Curved  
Width 1,45 mm  
Long 4,60 mm



**72.T1950.00**  
Mini micro sharp all around  
Width 1,45 mm  
Long 4,60 mm



**72.T1951.00**  
Spoon Shape  
Width 2,10 mm  
Long 6,00 mm



**70.T1900.00**  
Handle for  
micro scalpel



### Mini Micro Spoon Shape Blade 72.T1951

The soft tissue management with micro invasive techniques requires high quality instruments. In regards of the execution of Tunnel technique with connective tissue grafts the Omnia Mini Micro Spoon Shape blades meet the needs of the clinician due to their precision, cutting capacity and sharpening retention. Thanks to these characteristics it is possible to work by exerting minimal pressure on the scalpel, while maintaining a high operational sensitivity.



### All Around Mini Micro Sharp Blade 72.T1950

In post extractive immediate implantology it is essential to minimize the trauma during dental extraction stages. The Omnia All Around Mini Micro Sharp blade allows you to perform, thanks to its small size, clear and precise intrasulcular incisions without loss of soft tissue. Furthermore, the double cutting surface is indicated for interproximal intrasulcular incisions and for incisions in scarce accessibility areas.

## Needle Remover

---



**70.K4250.00**  
Needle Remover

---




## Dental mouth mirror

---

**70.H2050.00**  
Dental Mouth Mirror  
Ø 24 mm

---



**70.H2010.00**  
Spare Mirror Ø 24 mm  
for 70.H2050 - 12 pcs

---



## Retractors

Oval-shaped lip retractor suitable for use in the rear areas, ideal in case of crestal elevation of the maxillary sinus. It should be placed at lip angles, and then opened wide outwards. The proper thickness of the grooves makes it not very traumatic.



**70.H0092.00**  
One-sided lip retractor, right



**70.H0192.00**  
Lip retractor



**70.H0091.00**  
One-sided lip retractor, left



**70.H0179.00**  
Minnesota retractor

Particularly common retractor consisting of a handle and a working end with a rounded and slightly pointed shape, which is suitable to retract tissue edges and open wide the cheek. It may also be used as lip retractor.



**70.H0231.00**  
Cawood Minnesota retractor

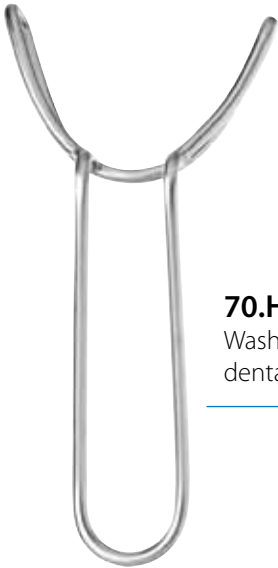
Evolution of Minnesota retractor with greater dimensions and two working ends: the first has a rounded and slightly pointed shape that is suitable to retract tissue edges; the second is used as a handle in the middle, whereas the marked arched shape of its end makes it suitable as lip retractor.



## Retractors

---

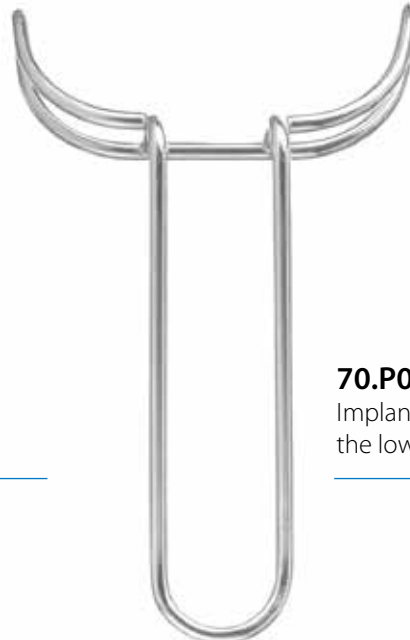
Lip retractors that are particularly suitable for any surgical operation of the front group, for a complete intra-operative vision.



**70.H0186.00**

Washington retractor for the upper dental arch

---



**70.P0003.00**

Implant surgical lip retractor for the lower dental arch

---

Wire lip retractor with heads of two dimensions (small and large) that make it particularly adaptable for any application. Due to its atraumaticity, it may also be used as lip retractor.



**70.H5563.00**

Feldman retractor

---

## Retractors

---

Retractor composed by a handle and half-moon shaped working part to adapt to the morphology of the maxilla.

### **70.H0074.00**

Scheer Retractor

---



Retractor developed with the collaboration of Prof. Tiziano Testori, made in anti-glare brushed steel to allow the operator to photograph surgeries without unwanted reflections. Its shape makes it particularly suitable to retract all types of cheeks.

### **70.H0527.00**

Testori retractor large model

---



## Micro Scissor Castroviejo

The upper part of the blade, thanks to its hacksaw like shape, makes this surgical tool long lasting and enables an effective cut, without lacerations or tissue damage. It is suitable for all oral microsurgical treatments as well as for precise and quick remodeling of small tissue parts. The micro saw-toothing gives a clear and precise cut of the **PTFE** sutures.

**70.H1006.00**  
Curved Micro Scissors  
for Oral Surgery (18 cm)




Detail hacksaw like shape



## Diamond Shaped Micro Castroviejo

The Castroviejo Maxil, provided with its diamond shaped plaques is recommended for microsurgical treatments; the thin stems and the round shaped back make it very handy and precise. It can be used with needles whose sizes are from 5/0 to 9/0 and is suitable for sutures made out of PTFE, which are normally difficult to handle with.

**70.H1007.00**  
Diamond Shaped Micro Castroviejo (18 cm)



## Anatomical Diamond Shaped Micro Tweezers

This tool, which is normally used with the weaker hand, has been manufactured with accuracy and enables a simple, delicate, safe and precise closing. The diamond shaped body at the pit of the grabbing edges enables to hold the smallest and delicate tissue parts but at the same time safeguarding from traumatic effects. Furthermore, the guide prevents the exit of the two grabbing edges from the axis: a moderate pressure with the fingers is indeed enough to make the 2 edges close. The knurling on the round back helps to feel enough comfort and grip also while wearing wet gloves.


**70.H1005.00**  
Anatomical micro tweezers  
with flat diamond shaped edges. (18 cm)



## Surgical Micro Tweezers with Diamond Edges

The diamond shaped and hacksaw like bodies at the pit of the edges enable to hold the smallest and delicate tissue parts. Furthermore, the guide prevents the exit of the grabbing edges from the axis: a moderate pressure with the fingers is indeed enough to make the 2 edges close. The knurling on the round back helps to feel enough comfort and grip even while wearing wet gloves.

**70.H1004.00**  
Diamond Edges Micro Surgical Tweezers (18 cm)



## Microsurgery

This set of three periosteal elevators has been conceived out of a need to work in hard to reach areas of the mouth while utilizing high power magnification tools such as the operating microscope (OM). The angulation incorporated in the design of these instruments makes them the instrument of choice when reaching the so called "blind spots" such as the distal aspects of maxillary and mandibular teeth next to edentulous ridges. The usefulness of these instruments becomes even more apparent when working with indirect vision. The angulated design prevents the handle from physically interfering with the objective lens when the working distance is reduced and encourages fine movements associated with digital-centered manipulation (ideal when working with delicate tissue) instead of arm/wrist-induced maneuvers.



*Dr. Diego Velasquez*

### 70.B8350.00 Fenton # 1 **NEW**

This instrument presents two identical active ends, both are straight and with a slight pointy edge. After scoring the incision line with a sharp blade, this instrument is then used to start a gentle displacement of soft tissue away from the underlying hard tissue



### 70.B8352.00 Fenton # 2 **NEW**

This instrument presents two identical active ends, with a slight concave configuration. It is used after the Fenton 1 and it helps apply further pressure in a controlled manner that will ultimately help elevate a flap. Depending on its position in reference to the soft tissues, protractive or retractive movements are generated. When dealing with thicker, sturdier tissue, this instrument may not carry this flap elevation task to completion. In this situations another instrument will need to be used.



### 70.B8353.00 Fenton # 3 **NEW**

This instrument is a larger version of its predecessor, Fenton 2. With an identical shape and design, the active parts are slightly wider thus allowing a broader surface contact with soft tissue. It is ideal to negotiate thicker, sturdier soft tissue such as that found on the palatal aspects of maxillary teeth or tissue surrounding osseous exostoses and tori.



## Micro Suture Set



**70.L0021.00** **NEW**

Universal needle holder straight  
 15 cm (also available in cm18) Round handle  
 Suitable for all sutures sizes 3/0 till 9/0



**70.L0020.00** **NEW**

Periodontal Scissor curved 13,5 cm



**70.H1004.00** **NEW**

Surgical Micro Tweezers with 1x2 teeth

**30.K0121.00** **NEW**

Complete Maxil Micro Suture Set



## Periodontal Probes



### 70.H0601.00 Black tip probe UNC - CP 15 **NEW**

Periodontal millimeter probe MAXIL CP15. Every 5mm the laser engraved notches are wider for a better recognition of the depth. The black color of the tip allows a perfect view even in the case of direct light. CP15 periodontal probes are used to evaluate the depth of a pocket and are produced with a particular anatomical handle that makes them light and easy to clean. The particular design of the handle allows in fact an excellent grip and an easy use. The tips are welded to avoid possible infiltration of blood or other liquids inside the handle, improving the duration and sterilization of the device.



### 70.H0602.00 Black tip probe UNC - CP 15 BALL TIP **NEW**











CP15 periodontal millimeter probe with ball tip. Every 5mm the laser engraved notches are wider for a better recognition of the depth. The black color of the tip allows a perfect view even in the case of direct light. CP 15 periodontal ballpoint probes are used to evaluate the depth of pockets and alveolus and are produced with a special anatomical handle that makes them light and easy to clean. The particular design of the handle allows in fact an excellent grip and an easy use. The tips are welded to avoid possible infiltration of blood or other liquids inside the handle, improving the duration and sterilization of the device.



### 70.H0603.00 Black tip probe NABERS double sided **NEW**

Periodontal millimeter probe NABERS. Every 3 mm the laser engraved notches are wider for a better recognition of the depth / lesion. The black color of the tip allows a perfect view even in the case of direct light. NABERS periodontal probes are used to check the extension and depth of lesions in bifurcations in both upper and lower jaw and are produced with a particular anatomical handle that makes them light and easy to clean. The particular design of the handle allows in fact an excellent grip and an easy use. The tips are welded to prevent possible infiltration of blood or other liquids inside the handle, improving the duration and sterilization of the device.

## Stainless Steel Scissors

	<p><b>70.K4025.00</b> Joseph, straight - 15 cm</p>	<p>Suitable to remove stitches and cut soft tissues in front areas.</p>
	<p><b>70.K4026.00</b> Joseph, curved - 15 cm</p>	<p>Suitable to remove stitches and cut soft tissues in rear areas.</p>
	<p><b>70.K4031.00</b> Metzenbaum, straight – 14.5 cm</p>	<p>Scissors with rounded corners, suitable for tissue cutting, subgingival tunnel creation and the separation of large sections of tissue.</p>
	<p><b>70.K4029.00</b> Metzenbaum, curved – 14.5 cm</p>	
	<p><b>70.K4012.00</b> Locklin scissors - 16 cm</p>	<p>Suitable to remove stitches and cut soft tissues in rear areas.</p>
	<p><b>70.K4015.00</b> La Grange scissors – 11.5 cm</p>	<p>Suitable to remove stitches and cut soft tissues in front and middle rear areas. The double curvature of the body and the moderate size of the tips make it very handy, in spite of their limited length.</p>
	<p><b>70.K4018.00</b> Iris scissors, straight – 11.5 cm</p>	<p>Suitable to remove stitches and cut soft tissues.</p>
	<p><b>70.K4019.00</b> Iris scissors, curved – 11.5 cm</p>	
	<p><b>70.K6990.00</b> Goldman Fox straight scissor steel - 13 cm</p>	<p>Scissor made for the removal of the stitches placed in the anterior sector, even of small caliber.</p>
	<p><b>70.K6993.00</b> Goldman Fox curved scissor steel - 13 cm</p>	<p>Scissor made for the removal of the stitches placed in the posterior sector, even of small caliber.</p>

## Scissors with Tungsten Carbide Blade

Tungsten carbide, which is obtained from wolframite mineral, is considered as a superalloy. Its use is highly appreciated in the production of surgical scissors with insert blade due to its absolutely peculiar mechanical characteristics. Its high resistance to wear and tear, excellent cutting capacity and stability, also in the presence of oxidative substances, make this alloy the best choice for the production of high level surgical instruments.



**70.K4047.00**  
Kelly TC scissors,  
straight - 16 cm

Suitable to remove stitches and cut soft tissues in front areas.



**70.K4048.00**  
Kelly TC scissors,  
curved - 16 cm

Suitable to remove stitches and cut soft tissues in rear areas.



**70.K4038.00**  
Metzenbaum TC scissors,  
straight - 14.5 cm

Scissors with rounded corners, suitable for tissue cutting, subgingival tunnel creation and the separation of large sections of tissue.



**70.K4039.00**  
Metzenbaum TC scissors,  
curved - 14.5 cm

Scissor hacksaw like shape, suitable to remove stitches and cut soft tissues in rear areas.



**70.K5794.00**  
Locklin TC scissors - 16 cm

Suitable to remove stitches and cut soft tissues in front and middle rear areas. The double curvature of the body and the moderate size of the tips make it very handy, in spite of their limited length.



**70.K5802.00**  
La Grange TC scissors - 11.5 cm

Suitable to remove stitches and cut soft tissues.



**70.K4044.00**  
Iris TC scissors, straight - 11.5 cm



**70.K4045.00**  
Iris TC scissors, curved - 11.5 cm

Scissor made for the removal of the stitches placed in the anterior sector, even of small caliber.



**70.K6991.00**  
Goldman Fox straight scissor steel - 13 cm

Scissor made for the removal of the stitches placed in the posterior sector, even of small caliber.

**70.K6992.00**  
Goldman Fox curved scissor TC - 13 cm



## Scissors TC BlackSharp

---

The new line of MAXIL surgical scissors is dedicated to the most demanding professional.

An extremely sharp blade thanks to the TC insertion and a special heat treatment provide an above the average hardness and cutting duration (black part). The micro-serrated blade prevents the slipping of the fabrics and of the modern monofilament sutures (gold part).



**70.K6905.00** **NEW**

Goldmand Fox straight scissor  
Black TC Extra sharp - 13 cm

**70.K6906.00** **NEW**

Goldmand Fox curved scissor  
Black TC Extra sharp - 13 cm

---



**70.K6900.00** **NEW**

Metzenbaum straight scissor  
Black TC Extra sharp 14,5 cm

**70.K6901.00** **NEW**

Metzenbaum curved scissor  
Black TC Extra sharp 14,5 cm

---



**70.K6902.00** **NEW**

La Grange Black TC scissor  
Extra sharp 11,5 cm

---



**70.K6903.00** **NEW**

Iris black TC scissor, straight  
Extra sharp 11,5 cm

**70.K6904.00** **NEW**

Iris black TC scissor, curved  
Extra sharp 11,5 cm

---

## Castroviejo

Range of Castroviejo needle-holders with tungsten inserts and available in two types: flat handle and round handle, two lengths (14 and 18 cm) and straight or curved ends.



**70.K4061.00**

TC Castroviejo 14 cm, straight, flat handle

**70.K4062.00**

Castroviejo 14 cm, curved, flat handle

Due to the width of its tips: 1.8 mm and 2.3 mm, it is indicated for use with 3.0 and 4.0 mm needles.



**70.K4063.00**

TC Castroviejo 18 cm, straight, flat handle

**70.K5629.00**

Castroviejo 18 cm, curved, flat handle

Due to the width of its tips: 1.8 mm and 2.3 mm, it is indicated for use with 3.0 and 4.0 mm needles.



**70.K4388.00**

TC Castroviejo 14 cm, straight, round handle

**70.K4389.00**

Castroviejo 14 cm, curved, round handle

Due to the width of its tips: 1.2 mm and 1.5 mm, it is indicated for use with 5.0 and 6.0 mm needles



**70.K5333.00**

TC Castroviejo 18 cm, straight, round handle

**70.K5631.00**

Castroviejo 18 cm, curved, round handle

Due to the width of its tips: 1.2 mm and 1.5 mm, it is indicated for use with 5.0 and 6.0 mm needles.



straight end



curved end

## Mayo Needle-holders

The needle-holders with tungsten carbide inserts are available in two lengths: 14 and 15 cm.



**70.K5595.00**  
MAYO needle-holder, 14 cm

This instrument with thin beaks, which is suitable to be used with needles from 2.0 to 4.0 mm, is versatile and comfortable in any area of the oral cavity.



**70.K4068.00**  
CRILE - WOOD 15 cm

Instrument with beaks of great dimensions, suitable to be used with needles from 1.0 to 3.0 mm.

## Accessories



**70.K5654.00** De Bakey tissue forceps



**70.K5567.00** Microsurgery forceps



**70.K4144.00** Adson tissue pliers, 12 cm



**70.H1010.00** NEW  
Surgical tissue forceps - 18 cm

### Sutures of Silk, Polyester, PGA, Polyamid, PGCL, PTFE and Polypropylene



## Titanium curettes

The range of Maxil Titanium curettes is specifically designed to facilitate the work of the dental hygienist during the scaling procedures on implants. The titanium alloy with which the working parts are made has the same density and hardness as that used to make the implant; this constructional plus is to avoid the risk of damaging the surface of the implant collar and of bacterial adhesion.



**70.K7106.00** Titanium implant Scaler H6/H7

Recommended for supra-gingival scaling of posterior areas. Circular section with double sharp edge and pointed work end.



**70.K7107.00** Titanium implant Scaler 204 SD

Recommended for supra-gingival scaling of front areas. Circular section with double sharp edge and pointed work end.



**70.K7310.00** Titanium curette Columbia 2RL

Recommended for sub-gingival scaling of posterior areas. Semicircular section with two sharp edges parallel to each other.



**70.K7311.00** Titanium curette Columbia 4RL

Recommended for sub-gingival scaling of anterior areas. Semicircular section with double sharp edge and pointed work end.



**70.K7103.00** Titanium implant curette Langer 1/2

To treat surfaces in the premolar and molar area of the mandible.



**70.K7104.00** Titanium implant curette Langer 3/4

To treat surfaces in the premolar and molar area of the maxilla.



**70.K7105.00** Titanium implant curette Langer 5/6

To treat all surfaces of the anterior maxillary and mandibular sectors.



## Instrument Trays

Maxil instrument trays allow to clean, preserve and sterilize your instruments in a simple and safe way. Made of stainless steel, it may be used only to contain periostomes.

### ADVANTAGES

- Modern and practical design
- Time saving
- Safety in sterilization
- Protection of patient's health
- Absolute hygiene

#### Ref. 70.D0001.00

Tray for 4 instruments, equipped with cover, lid and transverse blue silicone bar (suitable only for microlevers).

**Dimensions:** 180x65x22 mm



#### Ref. 70.D0020.00

Tray for 8 instruments, equipped with cover, lid and transverse blue silicone bar (suitable only for microlevers).

**Dimensions:** 180x125x22 mm

## Instrument Trays

Maxil instrument trays allow to clean, preserve and sterilize your instruments in a simple and safe way. Made of stainless steel, it may be used only to contain periostomes.



### ADVANTAGES

- Modern and practical design
- Time saving
- Safety in sterilization
- Protection of patient's health
- Absolute hygiene

### Ref. 70.D0030.00

Tray for 10 instruments, equipped with cover, lid and transverse blue silicone bar.

**Dimensions:** 250x170x22 mm

### Ref. 90.L0086.00

Tray for 10 instruments, equipped with removable cover, lid and transverse blue silicone bar.

**Dimensions:** 288x182x34 mm



## Hands on jaw holder



**NEW** 90.L0131.00 Jaw Holder - Stainless steel

**NEW** 90.L0129.00 Jaw Holder - Stainless steel - for customization

You can create your customized Jaw holder.  
Send us your logo (vectorial file) for the laser incision.

# Accessories Operating Theatre



## Instrument Trolley

To complete the equipment of any surgical theatre, Omnia tables are entirely made of stainless steel, with a 4-leg base in die-cast aluminium on castors. Base legs contain heavy alloy hidden weights for a better stability. The tray is large in order to accommodate a great number of surgical instruments. Tables are electropolished by immersion to ensure a lower bacterial adherence. Available in 2 different tray models.



**30.E0026.00**

Instrument trolley with edges work top, extra heavy foot anti overturn and 180° rotation, height adjusts from 74 to 117 cm (tray size: cm 73x47x2,5 H) - Weight 18,70 Kg. Supporting pole not included. 1 piece

## Stand for Cooling Systems

The stand with wheeled base is made of stainless steel. It allows positioning and supporting the OMNI-VAC aspiration system, and the wheels allow moving it easily around the surgical room. The tray may be used as a shelf to support the Physiodispenser.

**30.E0014.00**

Stand for cooling fluid with tray for Physiodispenser, capacity 10 kg (tray dimensions: 32x30 cm) 5 spokes plastic foot

1 piece

**30.E0027.00**

Removable support for body fluid collection canister that can be added to item 30.E0014

1 piece



**30.E0014.00**



**Stand for Physiodispenser**



**Supporting tray for Hand Fuser**



## Over-the Patient Surgical Table

Omnia over the patient surgical table is made of 18/10 stainless steel, is adjustable in height, and is characterized by a wide and solid supporting surface, which allows the dental surgeon to keep all the material he/she needs to properly work within reach, with no need for additional supports. Furthermore, the dental surgeon may move the working surface over the chest of the patient, so as to avoid the risk of accidental falls of the instruments to the floor. The over the patient surgical table is electropolished by immersion to ensure a lower bacterial adherence. Two out of the 4 wheels are equipped with brakes.

30.E0023.00

Over the patient surgical table with manually adjustable height from 98 to 150 cm (tray: 60x90 cm) - 15 kg

1 piece



## Table Accessory

The removable supporting pole can be mounted onto both Mayo and over-the patient tables and allows positioning the Hand Fuser over the tables.

30.E0017.00

Removable supporting pole for Hand Fuser, for positioning the **Hand Fuser** over Mayo tables and over-the patient tables

1 piece



## Oleodynamic Instrument Trolley

The oleodynamic Mayo table, which is entirely made of stainless steel, with a 4-leg base in die-cast aluminium on castors, completes the equipment of any dental surgical theatre. Base legs contain heavy alloy hidden weights for a better stability. The oleodynamic column and foot pedal allow a quick adjustment in height of the working surface. The tray, 73x47 cm, allows accommodating a large number of surgical instruments. The table is electropolished by immersion to ensure a lower bacterial adherence.



**Detail Junction**

<b>30.E0022.00</b>	Oleodynamic instrument trolley equipped with single tray with raised edges. It is manually adjustable in height from 86 to 120 cm (tray: cm 73x47x2,5 H) - 31,5 Kg	1 piece
<b>30.E0018.00</b>	Rotating junction 360° for instrument trolley with oleodynamic pump - optional item -	1 piece
<b>30.E0017.00</b>	Removable supporting pole for Hand Fuser, for positioning the <b>Hand Fuser</b> over Mayo tables and over-the patient tables	1 piece

## LC Implant Suite


The multifunctional surgical trolley is developed to improve the organization of the dental office, it allows to keep the electronic equipment properly stored, to avoid the provisioning of cables and wirings, to improve the level of hygiene in the office, to save time and money in the organization of the work.

LC Implant suite is an essential instrument for those who practices oral surgeries/implants using Phisiodispenser or Piezosurgery instruments and for those who practice endodontics and parodontics.

LC Implant Suite is available in 2 versions: one with 3 shelves and one with 2 shelves and a drawer.

### Main features front side - with shelves:

- 1 Flat tray with scratch proof surface and integrated handle (45x54 cm)
- 2 Double removable support for cooling liquids
- 3 3 removable shelves with safety stop and adjustable height - ref. 30.E0050.00
- 4 Teflon support for 3 hand pieces/contrangles – removable and autoclavable internal part
- 5 Scratch proof front glass window
- 6 Lower part for pedals or various accessories
- 7 Lateral opening for equipments cables and/or cords



Ref. 30.E0050.00

## LC Implant Suite

---

### Main features front side - with drawer:

- 1 Flat tray with scratch proof surface and integrated handle (45x54 cm)
- 2 Double removable support for cooling liquids
- 3 2 removable shelves with safety stop, adjustable height and internal drawer **ref. 30.E0060.00**
- 4 Teflon support for 3 hand pieces/contrangles – removable and autoclavable internal part
- 5 Scratch proof front glass window
- 6 Lower part for pedals or various accessories
- 7 Lateral opening for equipments cables and/or cords

Ref. 30.E0060.00



## LC Implant Suite

### Main features back side:

- 1 Shockproof window
- 2 Multiple socket connection
- 3 Grid for cable holder
- 4 Antistatic wheels. Two of the four wheels are equipped with brakes
- 5 Total dimensions cm 50 x 54 x 94 H



Each LC Implant Suite trolley is equipped with 1 package of tubing extensions for mechanical irrigation systems free of charge (Ref **32.F0100.00** - 10 pcs.) The use of the extension is necessary for the proper use of the hose set.



## LC Implant Suite

LC implant and Suite now available in different colors:

- blue
- orange

to give a touch of color to each operating room



**Ref. 30.E0068.00**



**Ref. 30.E0071.00**

<b>30.E0050.00</b>	LC Implant Suite - 3 removable shelves	white	1 pcs
<b>30.E0068.00</b>	LC Implant Suite - 3 removable shelves	orange	1 pcs
<b>30.E0070.00</b>	LC Implant Suite - 3 removable shelves	blue	1 pcs
<b>30.E0060.00</b>	LC Implant Suite - 2 removable shelves + 1 drawer	white	1 pcs
<b>30.E0072.00</b>	LC Implant Suite - 2 removable shelves + 1 drawer	orange	1 pcs
<b>30.E0071.00</b>	LC Implant Suite - 2 removable shelves + 1 drawer	blue	1 pcs

# OMNIA

Follow us online!



[www.omniaspa.eu](http://www.omniaspa.eu)



[www.camark.gr](http://www.camark.gr)



[www.omnia-dental.com](http://www.omnia-dental.com)

Find us also on:   



