

AWANA Leader Training

Sidney E-Free Church



Leader Packet

Contents

Game Time	3
Handbook Time	5
Sparks	5
TNT	6
Cubbies	7
Council Time	9
Additional Resources	11
Background Check Form	12
Training Evaluation	13

Game Time

Check if this is where your night begins

This is the AWANA game circle.



Using the blue lines as guides, mark in the photo where the Yellow Team would line up for a 4-person relay.

Match the discipline to the correct group

5 Count



3 Count



Fill in the below volume indicators from left to right to show the volume sequence you should use for each type of discipline

5 Count

3 Count

Handbook Time

Check if this is where your night begins

Sparks



Genesis 1:1
*In the beginning
 God created the heavens
 And the earth.*

To finish this section:

- Draw a picture of your favorite thing that God created.
- Say Genesis 1:1.

Leader's signature _____ Date _____
 Red Jewel 2:1 completed.



Watch for sections that ask for more than reciting the verse.

John 17:17
*Sanctify them by the truth;
 Your word is truth.*

To finish this section:

- Say John 17:17.

Leader's signature _____ Date _____
 Red Jewel 2:2 completed.



Only certain sections are used for review.

Tote # _____ Sparks **HangGlider** Achievement Record

Name: _____ Address: _____ City: _____ Grade: _____
 Parent/Guardian: _____ Phone: _____ E-mail: _____ Church: _____ State: _____ Zip: _____
 Birthdate: _____

Flight 3:16 [1] [2] [3] [4] [5] [6] Date Earned _____ Award _____
 Membership Card

Rank	1	2	3	4	5	6	7	8	Date Earned	Award
Red 1										Wings & Red Jewel #1
Green 1										Green Jewel #1
Red 2										Red Jewel #2
Green 2										Green Jewel #2
Red 3										Red Jewel #3
Green 3										Green Jewel #3
Red 4										Red Jewel #4
Green 4										Green Jewel #4

Club Attendance [1] [2] [3] [4] Award: Blue Jewel

SS/Church Attendance [1] [2] Award: Emblem

Summary _____ Date _____

Started Book	
1 st Book Award Ribbon	
Review Emblem Earned	
Extra Credit Pin Earned	

Book Review - Must be recited Word Perfect

Rank	1	2	3	4	5	6	7	8
Red 1								
Green 1								
Red 2								
Green 2								
Red 3								
Green 3								
Red 4								
Green 4								

Award: Review Emblem

Frequent Flyer Extra Credit Cards

Return Flight	1	2	3	4	5	6	7	8	9	10	11	12	13	14	15
Must be recited Word Perfect															
Take Off	1	2	3	4	5										
Passport	1	2	3	4	5										
Passenger List	1	2	3	4	5										
Landing Gear	1	2	3	4	5										




Award: Review Emblem

Award: Extra Credit Pin

Completed by Secretary (Yellow)

Completed by Leader (Red)

TNT



Be sure all sections- Start, Explore, Memorize, and Review- are completed before signing off

SECTION 1.3 COMPLETED



Leader Signature

Date

EXTRA CREDIT COMPLETED



Leader Initials
SILVER

Date

Leader Initials
GOLD

Date



Mission: Grace In Action Achievement Record

Award Tracker

1 Emblem per 4 Sections = 8 total (Start Zone also included) 1 Silver per Unit = 4 total 1 Gold per Unit = 4 total

1				
2				
3				
4				
5				
6				
7				
8				

Awards Are Cumulative!

Give section awards and/or Bonus Box recognition after every four consecutive or non-consecutive sections. Start Zone sections are counted toward this. Award one Silver and/or Gold Extra Credit emblem after completing all extra credit sections in one unit. Write the date of completion in the space provided.

Name: _____
 Grade: _____ Birthdate: _____
 Parent/Guardian: _____

Start Zone _____ **Date Completed** _____
 The Gospel _____
 Introduction to the Bible _____

God Is...

	Date Completed		Date Completed		Date Completed		Date Completed		Date Completed		Date Completed		Date Completed
1.1		1.2		1.3		1.4		1.5		1.6			
Pray & Go		Pray & Go		Pray & Go		Pray & Go		Pray & Go					
Silver		Silver		Silver		Silver		Silver					
Gold		Gold		Gold		Gold		Gold					

- Completed by Secretary
- Completed by Leader
- Indicates Emblem Earned
- Indicates Silver Earned
- Indicates Gold Earned

The Bible

	Date Completed		Date Completed		Date Completed		Date Completed		Date Completed		Date Completed		Date Completed		Date Completed		Date Completed
2.1		2.2		2.3		2.4		2.5		2.6		2.7		2.8			
Pray & Go		Pray & Go		Pray & Go		Pray & Go		Pray & Go		Pray & Go		Pray & Go					
Silver		Silver		Silver		Silver		Silver		Silver		Silver					
Gold		Gold		Gold		Gold		Gold		Gold		Gold					

JESUS

	Date Completed		Date Completed		Date Completed		Date Completed		Date Completed		Date Completed		Date Completed		Date Completed		Date Completed
3.1		3.2		3.3		3.4		3.5		3.6		3.7		3.8			
Pray & Go		Pray & Go		Pray & Go		Pray & Go		Pray & Go		Pray & Go		Pray & Go					
Silver		Silver		Silver		Silver		Silver		Silver		Silver					
Gold		Gold		Gold		Gold		Gold		Gold		Gold					

Living By Grace

	Date Completed		Date Completed		Date Completed		Date Completed		Date Completed		Date Completed		Date Completed		Date Completed
4.1		4.2		4.3		4.4		4.5		4.6		4.7		4.8	
Pray & Go		Pray & Go		Pray & Go		Pray & Go		Pray & Go		Pray & Go		Bonus Box			
Silver		Silver		Silver		Silver		Silver		Silver		Silver			
Gold		Gold		Gold		Gold		Gold		Gold		Gold			

Started Book: _____ Alpha Award (1st Book Award): _____ Excellence Award (2nd Book Award): _____

Cubbies

Check if this is where your night begins

Match the discipline to the correct group

5 Count



3 Count



Fill in the below volume indicators from left to right to show the volume sequence you should use for each type of discipline

5 Count

3 Count

Put the night's events in the correct order

- _____ Music
- _____ Game
- _____ Puppet Show
- _____ Verses
- _____ Story Time
- _____ Snack
- _____ Activity Worksheet



Handbook: AppleSeed HoneyComb

Leader: Record completion dates in the appropriate boxes.

Once a unit is complete the child has earned an achievement emblem. Mark the check box and record the date in the shaded box when an emblem has been presented.

Child's Name _____

Handbook: Memory Work (Required)

Trail	Unit 1	Unit 2	Unit 3	Unit 4	Unit 5	Unit 6	Special Days
1	3	7	11	15	19	23	1
2	4	8	12	16	20	24	2
<input type="checkbox"/> Trail Emblem	5	9	13	17	21	25	3
	6	10	14	18	22	26	4
<input type="checkbox"/> Red Apple	<input type="checkbox"/> Green Apple	<input type="checkbox"/> Red Apple	<input type="checkbox"/> Green Apple	<input type="checkbox"/> Red Apple	<input type="checkbox"/> Green Apple	<input type="checkbox"/> Red Apple	

Handbook: Review (Optional) Note: There is no review verse for the final Bear Hug of each unit.

Trail	Unit 1	Unit 2	Unit 3	Unit 4	Unit 5	Unit 6
1	3	7	11	15	19	23
2	4	8	12	16	20	24
	5	9	13	17	21	25

Handbook: Under the Apple Tree (Optional)

Trail	Unit 1	Unit 2	Unit 3	Unit 4	Unit 5	Unit 6	Special Days
1	3	7	11	15	19	23	1
2	4	8	12	16	20	24	2
	5	9	13	17	21	25	3
	6	10	14	18	22	26	4


Council Time

AWANA Pledge

I pledge allegiance to the AWANA flag, which stands for the AWANA Clubs, whose goal is to reach boys and girls with the gospel of Christ, and train them to serve Him.

AWANA stands for:

A _____
W _____
A _____
N _____
A _____



V A L U E S

- 1) We proclaim the _____ with clarity and urgency.
- 2) We commit to _____ as our guide and standard.
- 3) We treat all people as _____ .
- 4) We maintain a _____ in all we do.
- 5) We manage God's resources with _____ .
- 6) We _____ as unto the Lord.

Resilient child disciples Be _____
Be _____
Be _____



As a leader, wearing my uniform makes a difference? **Y / N**

Circle the ways that AWANA communicates

Remind App

Spoken Announcement

SMOKE
SIGNAL

email

Radio



Newspaper

Facebook

CARRIER PIGEON

Additional Resources

Contact Info

	Church	Commander Theresa Reimers	Cubbies Director Wanda Gwinn	Sparks Director Larry Brown	TNT Director Jeremy Lee
	308-254-6162	308-377-2403	303-776-9635	308-249-3409	308-249-4004
	sidneyefreeawana@gmail.com	btreimers@yahoo.com	megwinn7@yahoo.com	lgbrown78@yahoo.com	jeremylee1242@gmail.com

Remind App

1) Download the Remind app from your app store or by scanning this QR Code



- 2) Create an account
- 3) Click "Add Class"
- 4) Join existing class "Sidney E-Free Awana Leaders"
- 5) Use class code = sidneyefre
- 6) Click "Join"

AWANA Basics

For more information and video training about AWANA, visit the AWANA Basics website <https://awanabasics.awana.org/>. To gain access to the Sidney E-Free account, contact Theresa Reimers.

AUTHORIZATION FOR RELEASE OF RECORDS

I _____ authorize the release of confidential records regarding

LAST NAME, FIRST NAME, M.I.

Date of Birth _____

S.S.No _____

Requested Information:

Background Check
Child Abuse

Records are to be received from:

Cheyenne County Sheriff
Cheyenne County Court House
Sidney, NE 69162

Records are to be released to:

Chairman
Christian Education Board
Evangelical Free Church of Sidney
PO Box 517
Sidney, NE 69162

This authorization will expire one (1) year from the date signed, unless revoked prior to that time. This authorization is null and void unless signed and dated.

Signature of Applicant

Date

Witness

Date

Training Evaluation

Please complete the following evaluation of this training. Your feedback will help us to continuously improve.

Circle one:

1) I am a **NEW / RETURNING** leader

2) I enjoyed tonight's training.

Strongly Disagree	Disagree	Not Sure	Agree	Strongly Agree
-------------------	----------	----------	-------	----------------

3) I learned something new during the training.

Strongly Disagree	Disagree	Not Sure	Agree	Strongly Agree
-------------------	----------	----------	-------	----------------

4) I feel that this training will help me to be successful as an AWANA leader.

Strongly Disagree	Disagree	Not Sure	Agree	Strongly Agree
-------------------	----------	----------	-------	----------------

5) My favorite part of the training was:

6) My least favorite part of the training was:

7) I wish that the training provided more information about:

