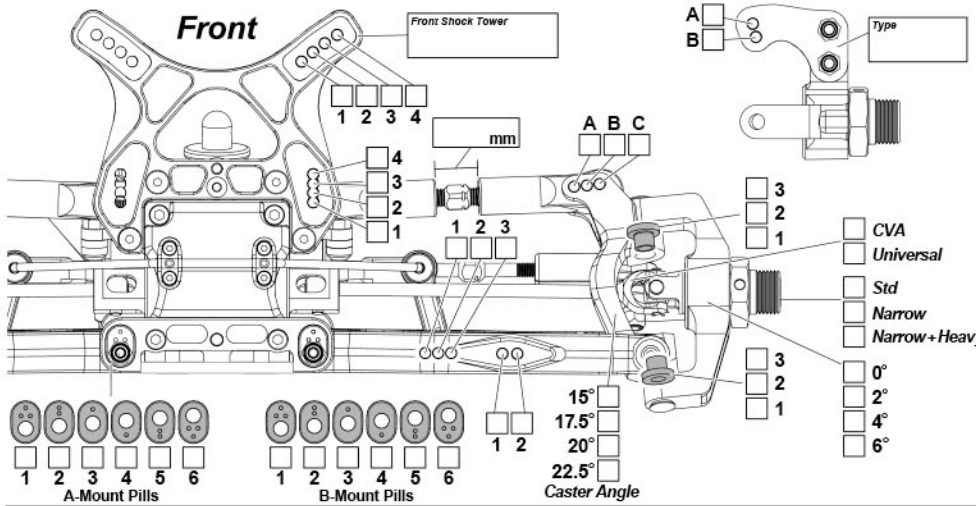


Driver _____ Date _____ Track _____ Event _____

Track Condition _____

Temperature _____



Front Shocks

Ride Height _____ mm

Camber Angle _____ °

Toe Angle _____ °

Sway Bar _____ mm

Droop _____ mm

Shock Length _____ mm

Shock Stroke _____ mm

CVA
 Universal
 Std
 Narrow
 Narrow+Heavy
 0°
 2°
 4°
 6°

Front Shocks

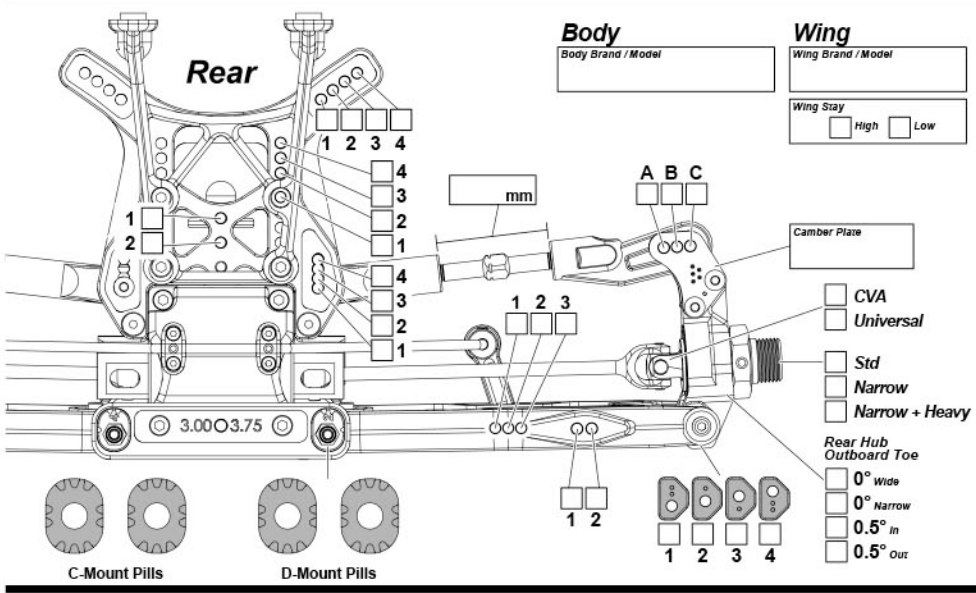
Oil weight _____ wt

Piston _____ mm

Bladder _____ mm

Spring _____ mm

Notes _____



Rear Shocks

Ride Height _____ mm

Camber Angle _____ °

Toe Angle _____ °

Sway Bar _____ mm

Droop _____ mm

Shock Length _____ mm

Shock Stroke _____ mm

CVA
 Universal
 Std
 Narrow
 Narrow+Heavy
 0° Wide
 0° Narrow
 0.5° In
 0.5° Out

Rear Shocks

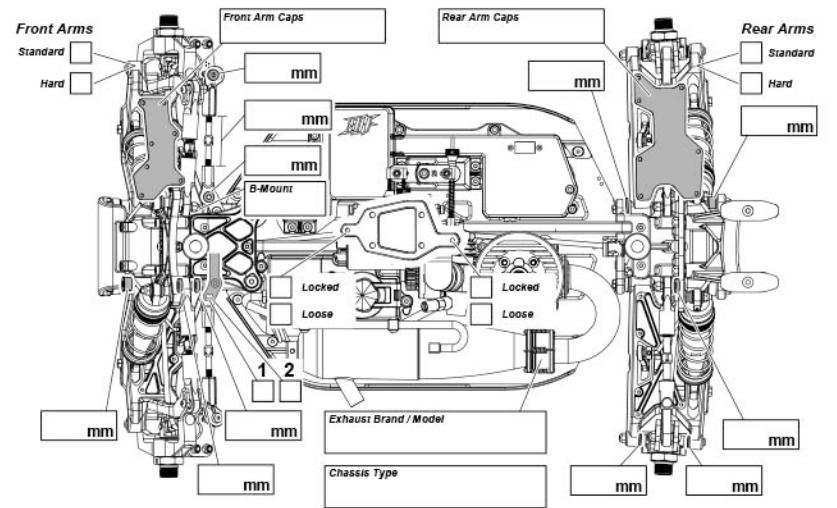
Oil weight _____ wt

Piston _____ mm

Bladder _____ mm

Spring _____ mm

Notes _____



Engine

Brand _____

Spur gear _____ Clutch Bell _____

Clutch Shoes _____

Clutch Springs _____

Glow Plug _____

Glow Fuel _____

Tires	Front	Rear
Brand	_____	_____
Compound	_____	_____
Insert	_____	_____
Wheel	_____	_____
Notes	_____	

Notes _____

Diff Oils

	Front	Center	Rear
Brand	_____	_____	_____
Oil Weight / Grade	_____	_____	_____