



# MST

MAX SPEED TECHNOLOGY



# RMAX 2.0 S

1/10 SCALE RC RWD HIGH PERFORMANCE DRIFT CAR

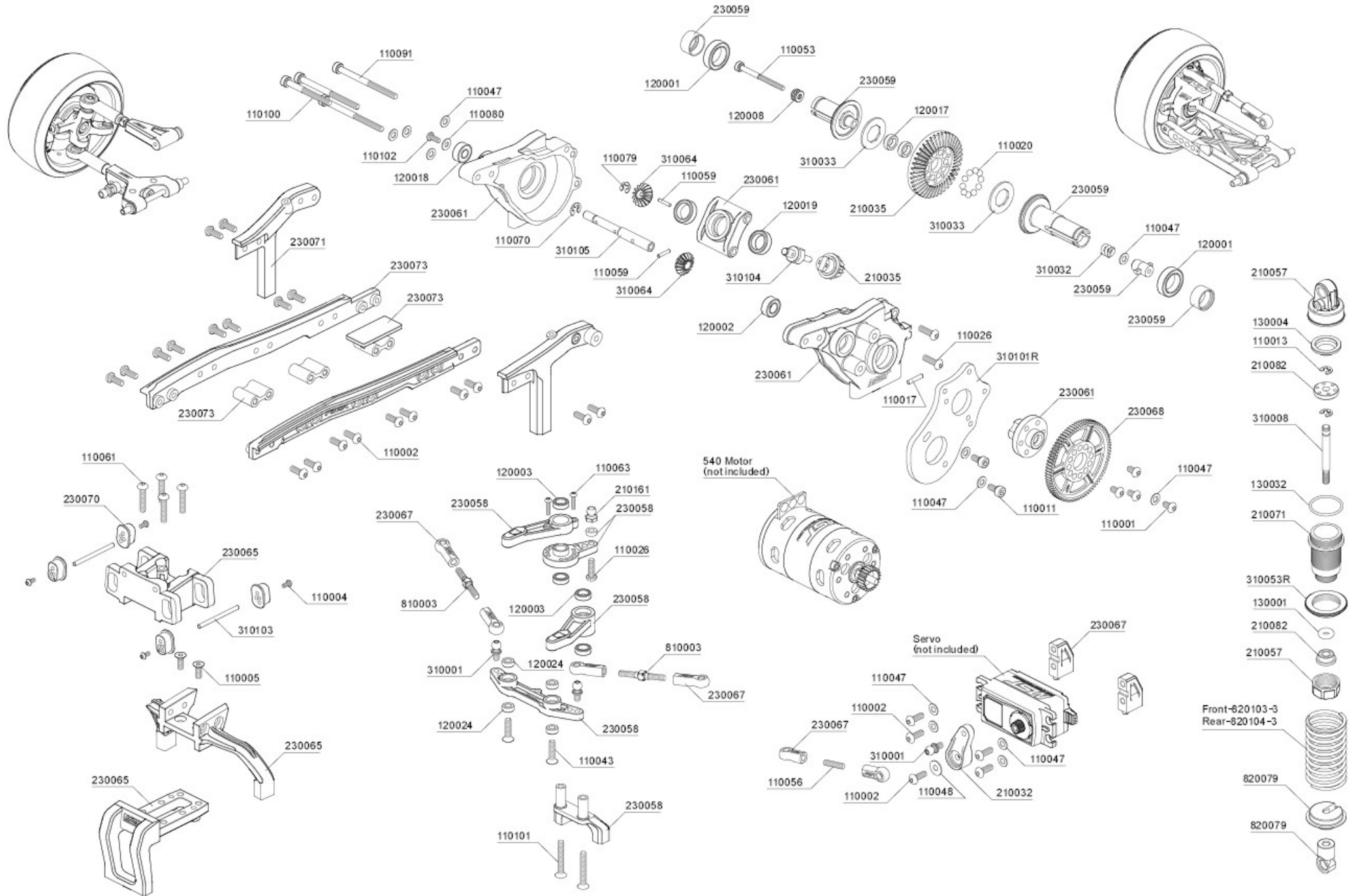
## INSTRUCTION MANUAL

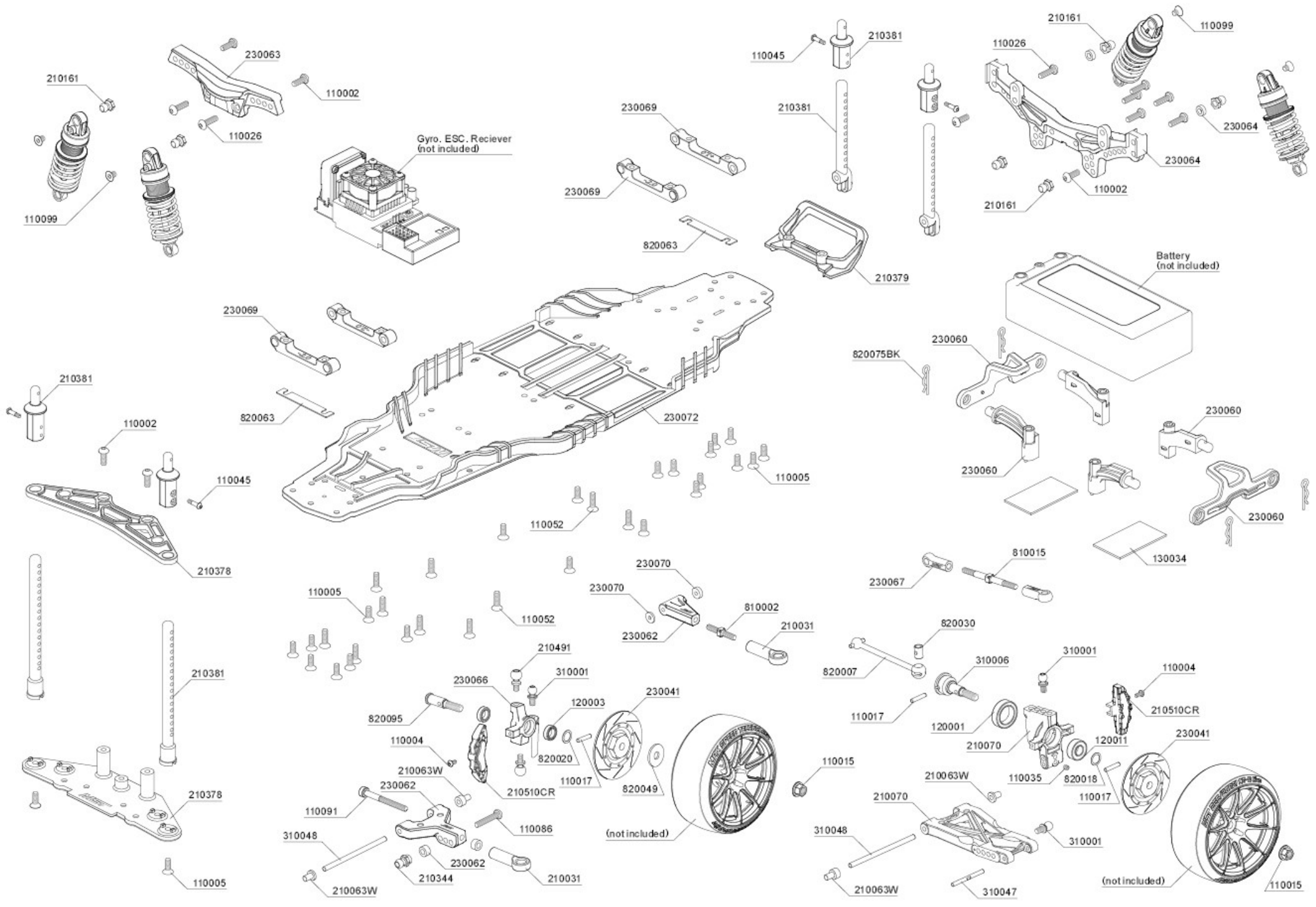
ON ROAD USE ONLY

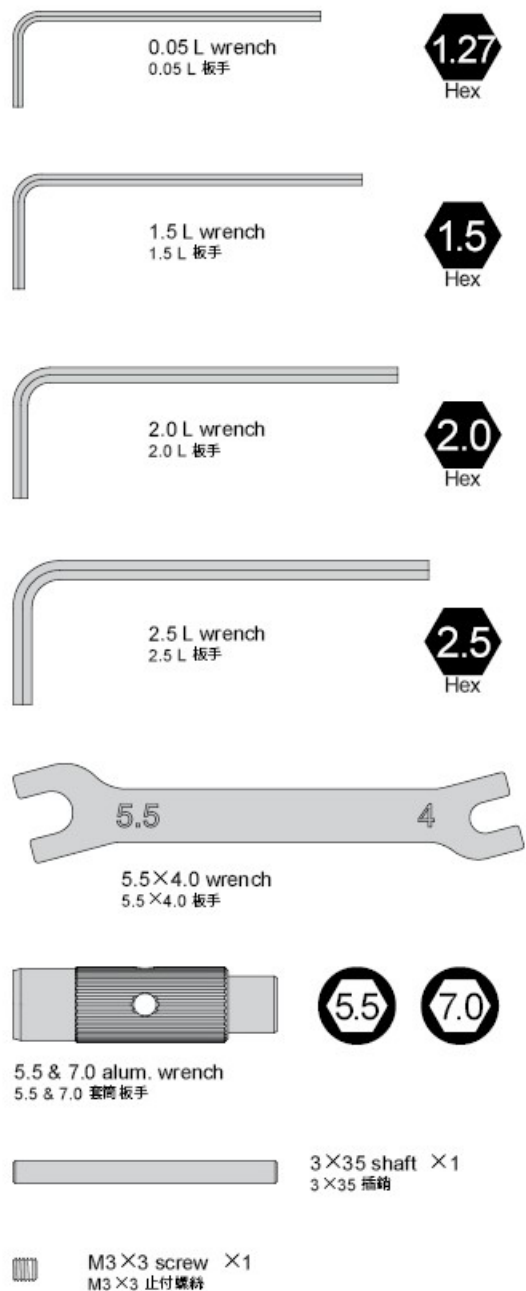
SPECIFICATION: 1:10 Drift Car  
WHEELBASE: 257mm  
WIDTH: 190mm  
DRIVE MODE: RWD  
CASTER: Adjustable 6/8/10/12 degrees  
CAMBER: Adjustable 0 to -12 degrees  
FULL BALL BEARING  
HYDRAULIC DAMPER SET

[www.rc-mst.com](http://www.rc-mst.com)


\*SPECIFICATION ARE SUBJECT TO CHANGE WITHOUT NOTICE





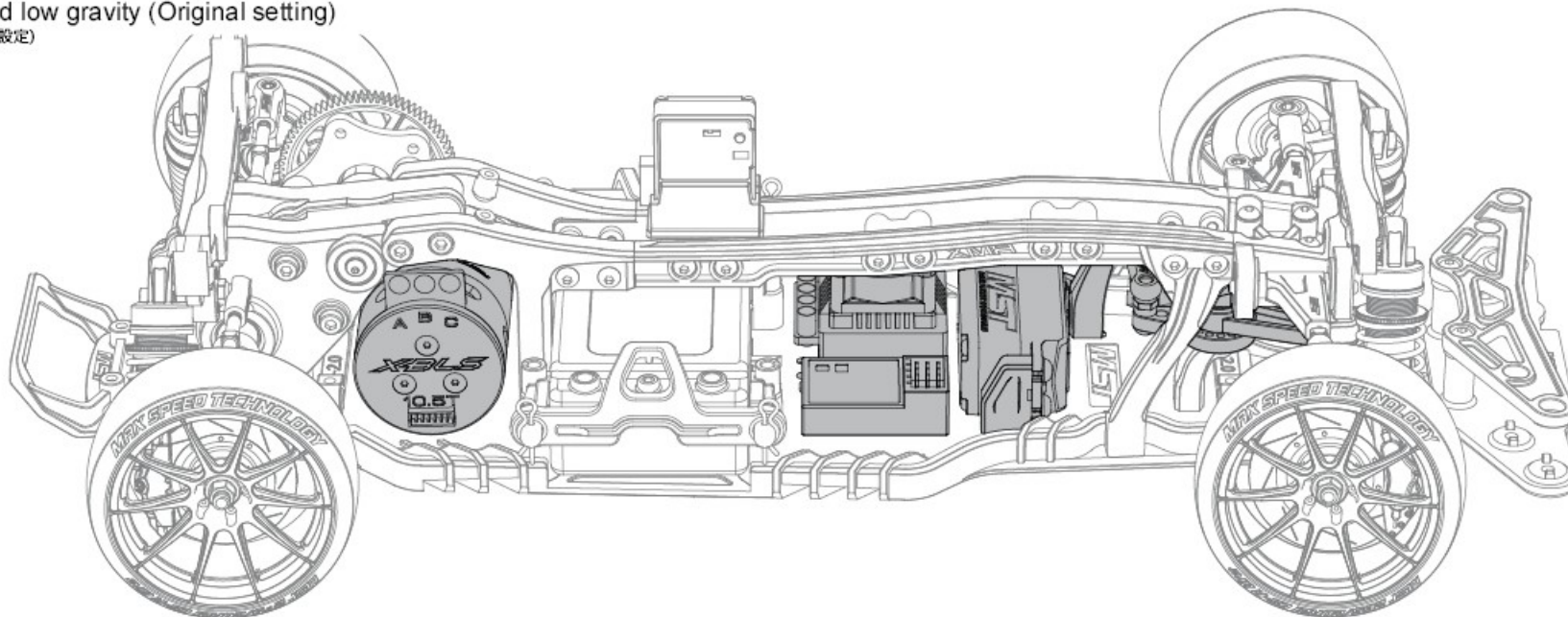


### NECESSARY TOOLS FOR ASSEMBLY 工具需求 (NOT INCLUDED IN KIT) [另購]

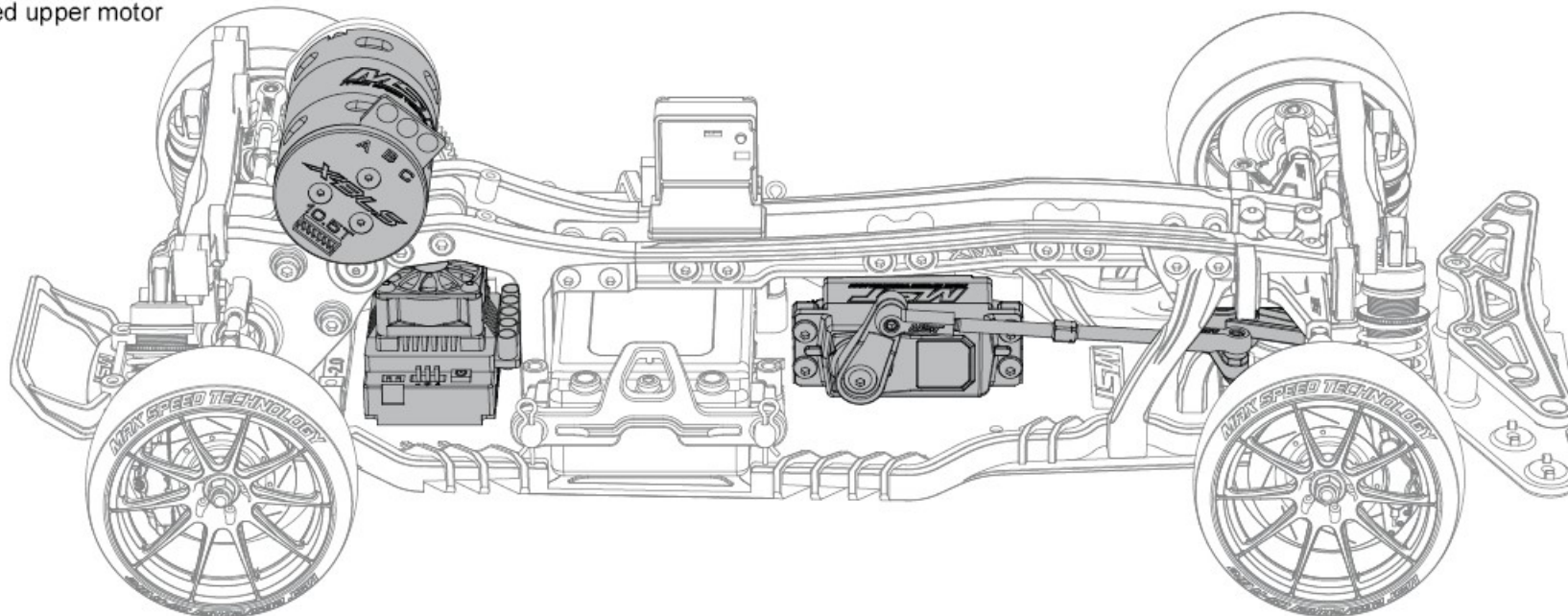


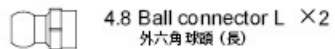
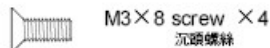
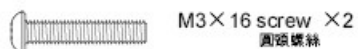
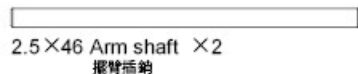
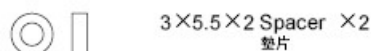
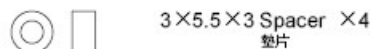
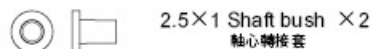
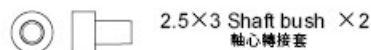
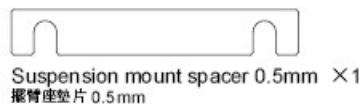
Please follow the assembling figures and instructions closely  
 for your [RMX 2.0S] best performance!  
 請依照說明書圖示步驟安裝以發揮 [RMX 2.0S] 最好效能!

**TYPE A** Centered low gravity (Original setting)  
低重心 (原廠設定)

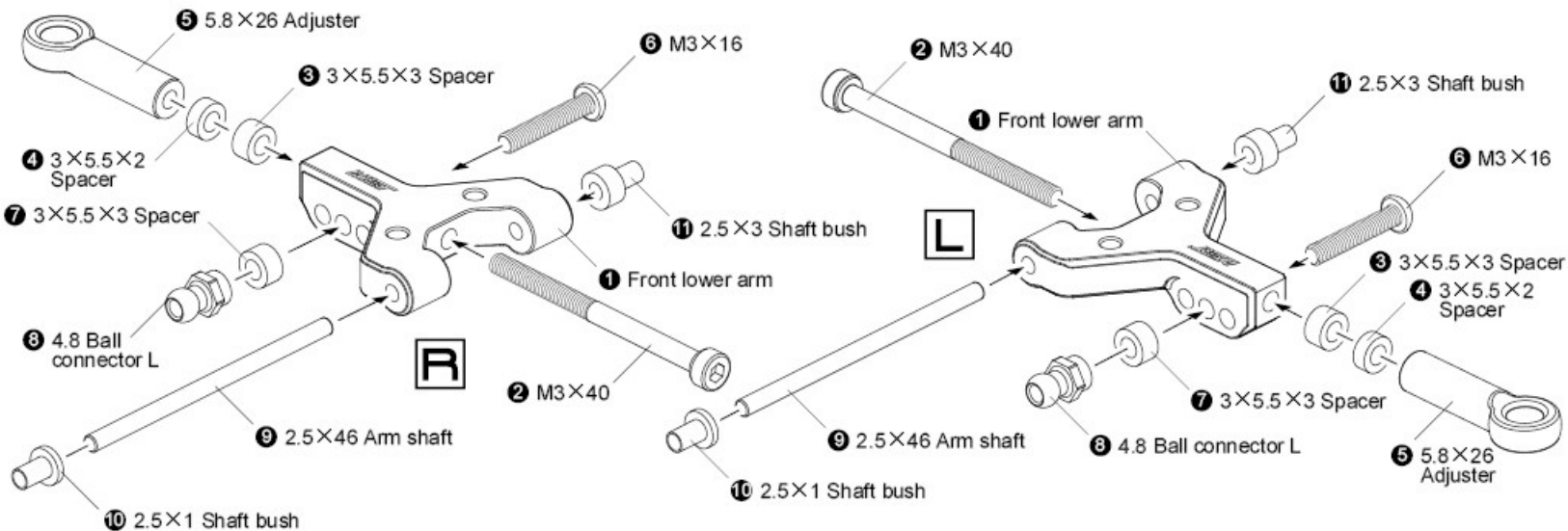


**TYPE B** Centered upper motor  
高重心

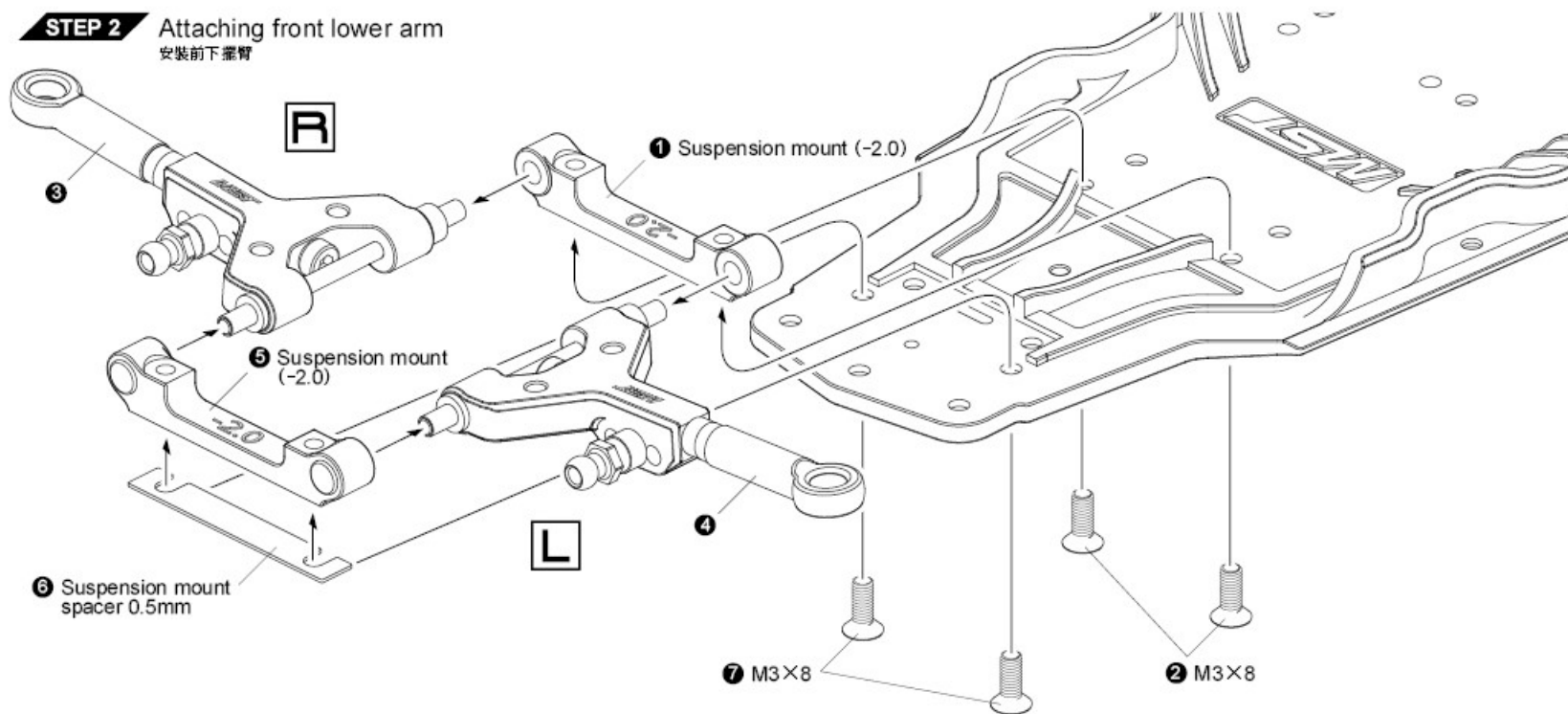


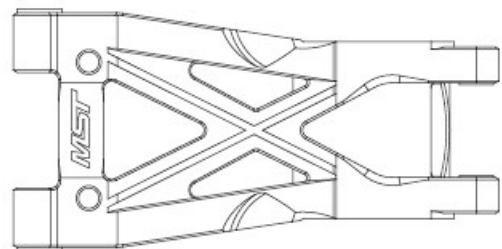


**STEP 1** Front lower arm assembly  
前下擺臂組裝



**STEP 2** Attaching front lower arm  
安裝前下擺臂

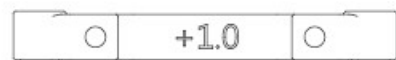




Rear lower arm ×2  
後下擺臂



Suspension mount (-2.0) ×1  
下擺臂座 (-2.0)



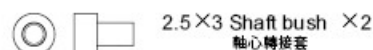
Suspension mount (+1.0) ×1  
下擺臂座 (+1.0)



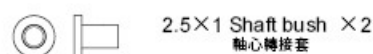
Suspension mount spacer 0.5mm ×1  
擺臂座墊片 0.5mm



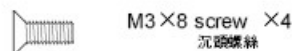
2.5×46 Arm shaft ×2  
擺臂插銷



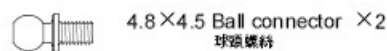
2.5×3 Shaft bush ×2  
軸心轉接套



2.5×1 Shaft bush ×2  
軸心轉接套

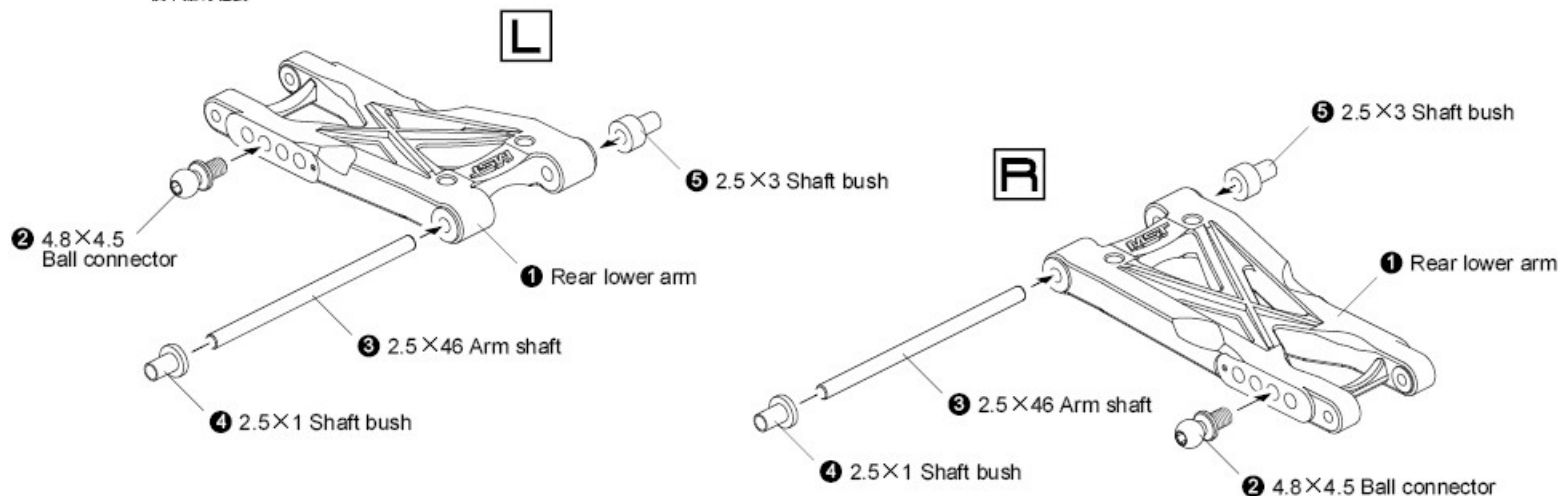


M3×8 screw ×4  
沉頭螺絲

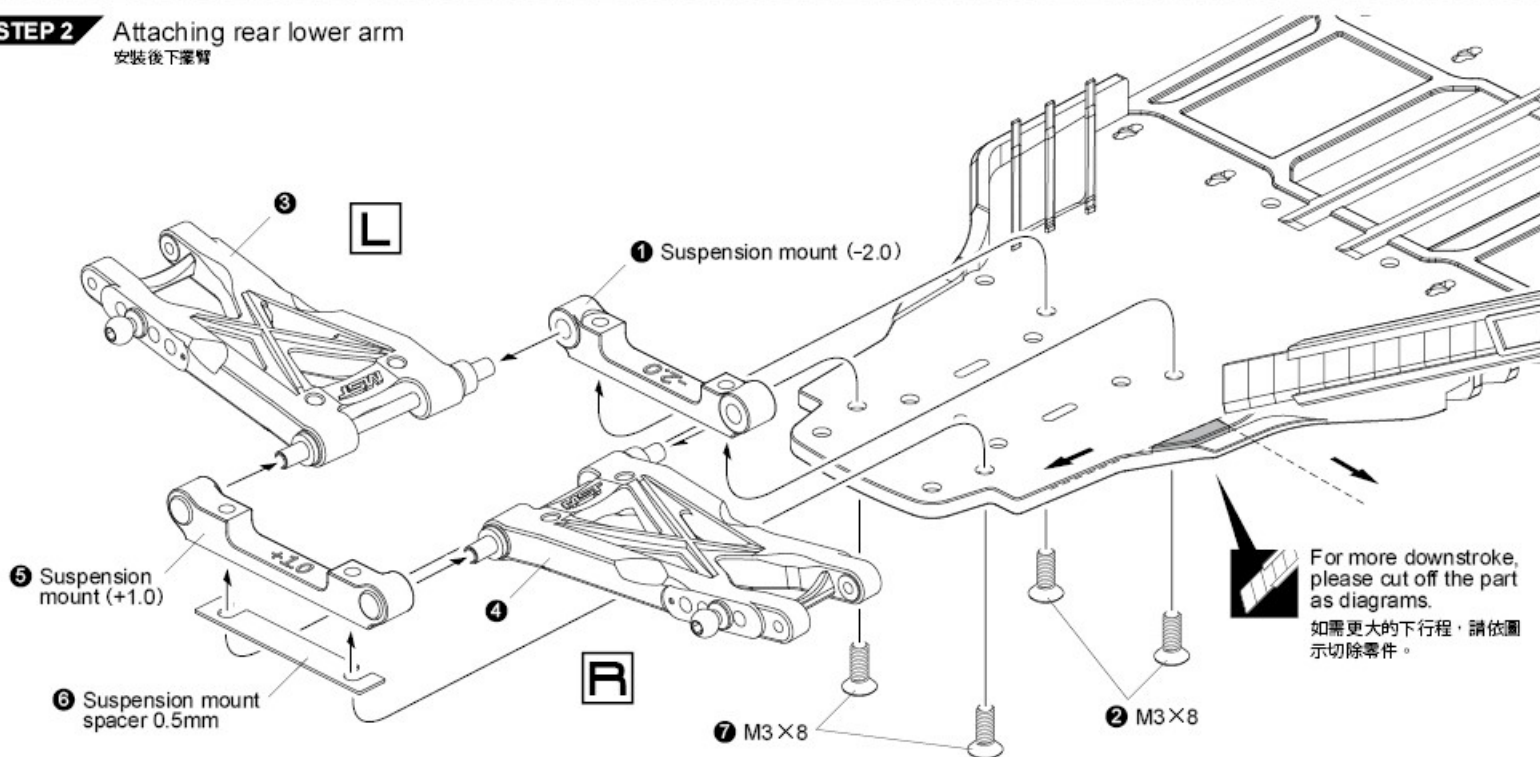


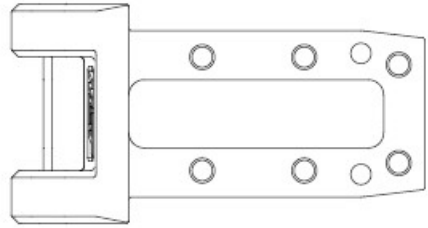
4.8×4.5 Ball connector ×2  
球頭螺絲

**STEP 1** Rear lower arm assembly  
後下擺臂組裝

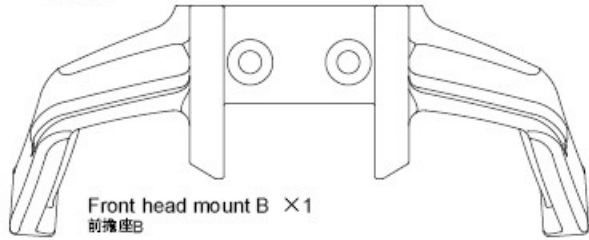


**STEP 2** Attaching rear lower arm  
安裝後下擺臂

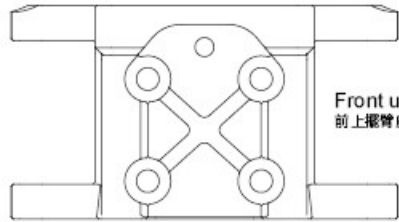




Front head mount A ×1  
前擺座A



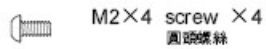
Front head mount B ×1  
前擺座B



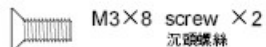
Front upper arm mount ×1  
前上擺臂座



Front upper arm ×2  
前上擺臂 (Bag 1)



M2×4 screw ×4  
圓頭螺絲



M3×8 screw ×2  
沉頭螺絲



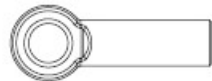
M3×14 screw ×4  
圓頭螺絲



M3×20 steel turnbuckle ×2  
鋼製可調拉桿



2×28 shaft ×2  
插銷



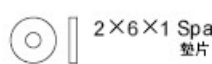
5.8×26 Adjuster ×2  
拉桿頭



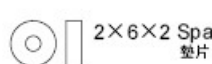
Arm shaft bush A ×2  
擺臂襯套 A



Arm shaft bush B ×2  
擺臂襯套 B

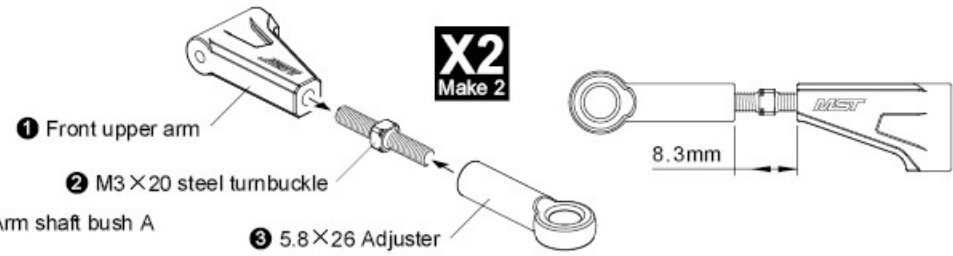
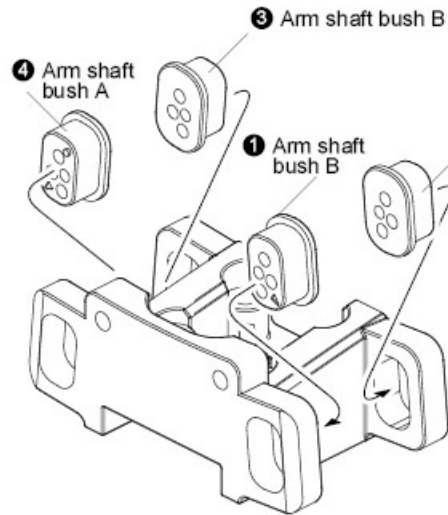


2×6×1 Spacer ×2  
墊片



2×6×2 Spacer ×2  
墊片

STEP 1 Front upper arm assembly  
前上擺臂組裝



1 Front upper arm

2 M3×20 steel turnbuckle

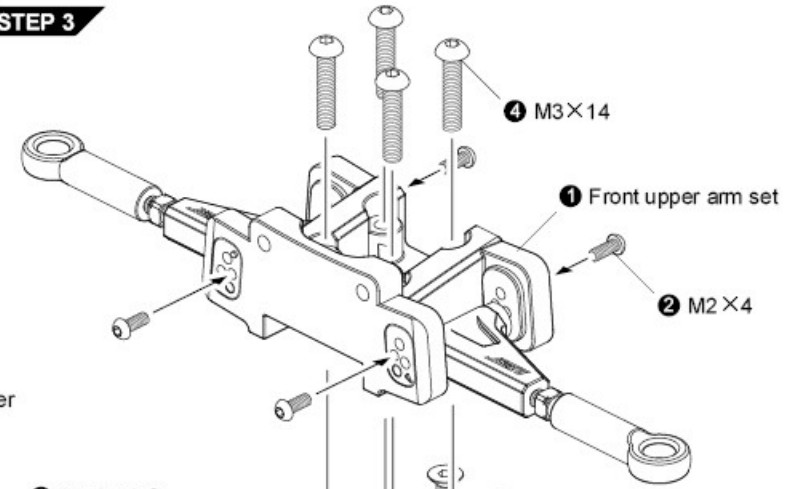
2 Arm shaft bush A

3 5.8×26 Adjuster

X2  
Make 2

8.3mm

STEP 3

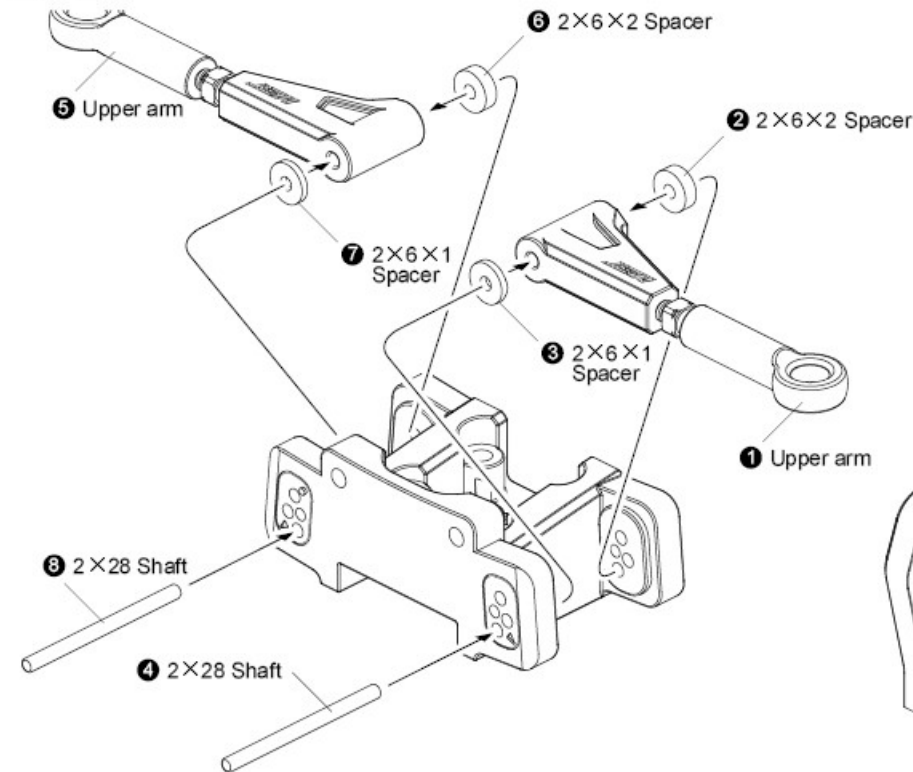


4 M3×14

1 Front upper arm set

2 M2×4

STEP 2



5 Upper arm

6 2×6×2 Spacer

2 2×6×2 Spacer

7 2×6×1 Spacer

3 2×6×1 Spacer

1 Upper arm

3 2×28 Shaft

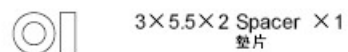
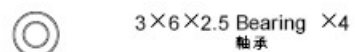
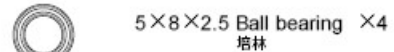
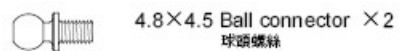
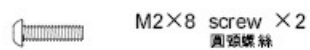
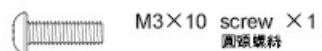
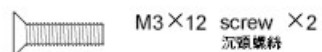
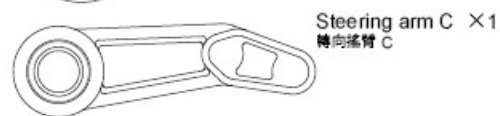
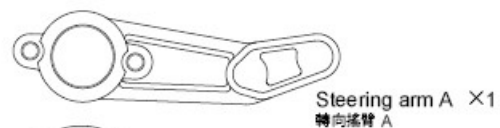
4 2×28 Shaft

6 M3×8

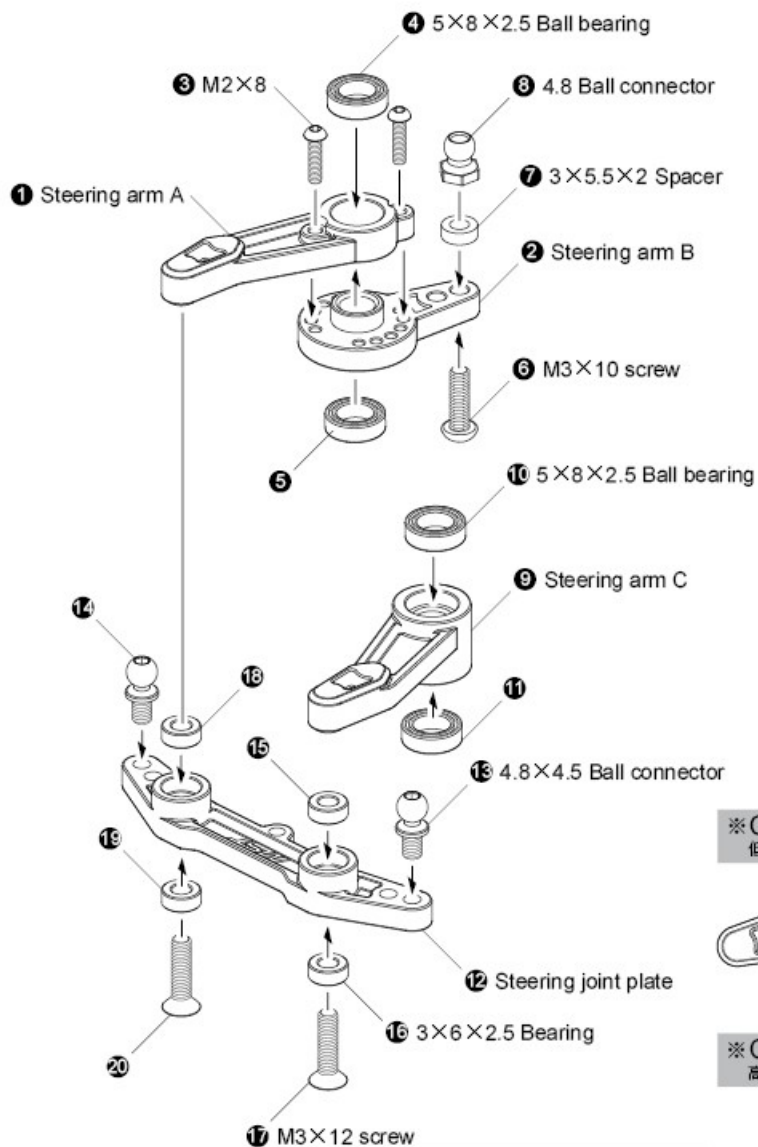
5 Front upper arm set

3 Front upper arm set



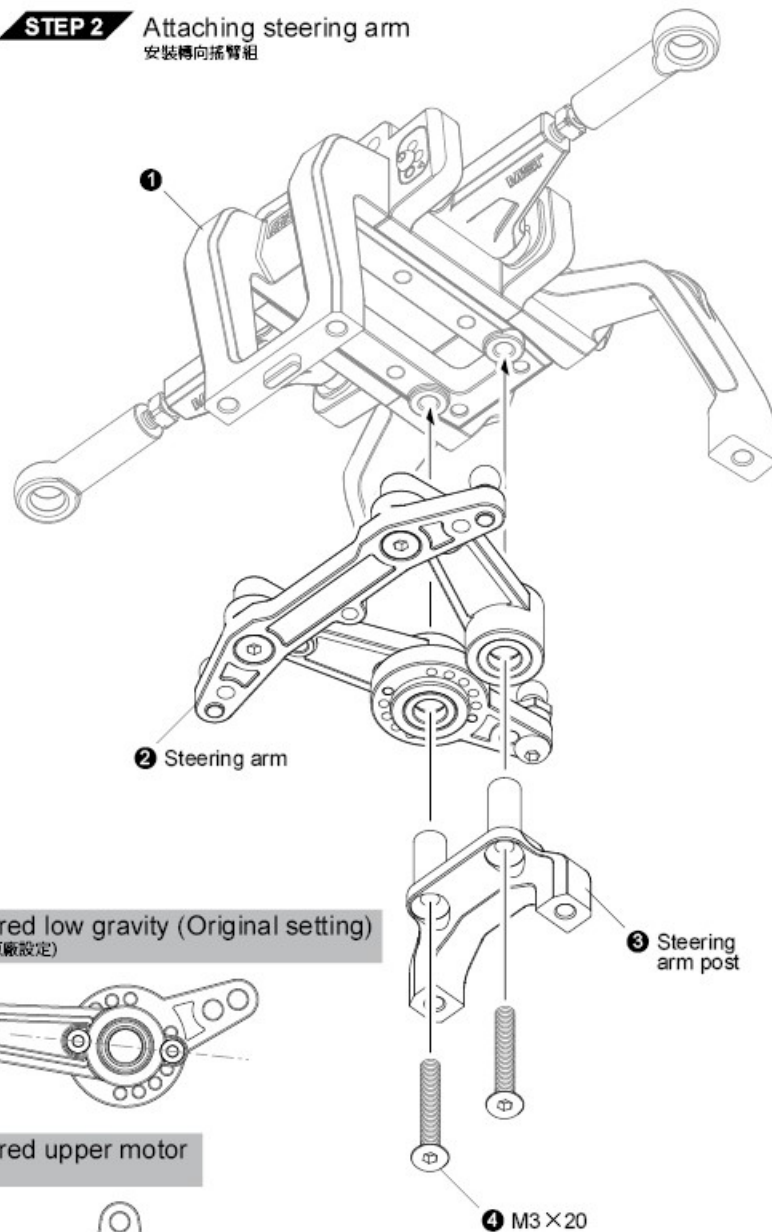


STEP 1 Steering arm assembly  
轉向搖臂組裝

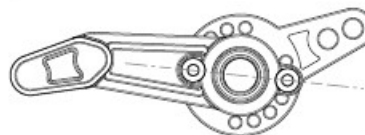


⚠ Tighten M3×12 screw first, and then loose it till the steering joint plate turning freely.  
先稍微旋緊M3×12螺絲再放鬆至轉向連接板可自由轉動無阻力。


STEP 2 Attaching steering arm  
安裝轉向搖臂組

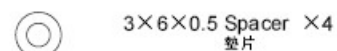
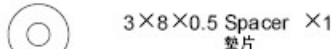
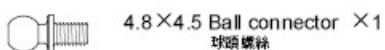
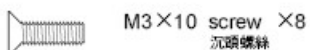
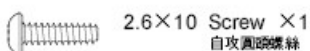
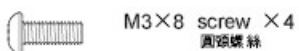
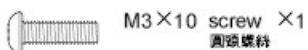
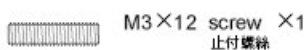
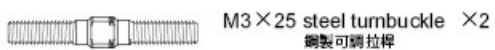
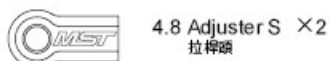


※ Centered low gravity (Original setting)  
低重心 (原廠設定)

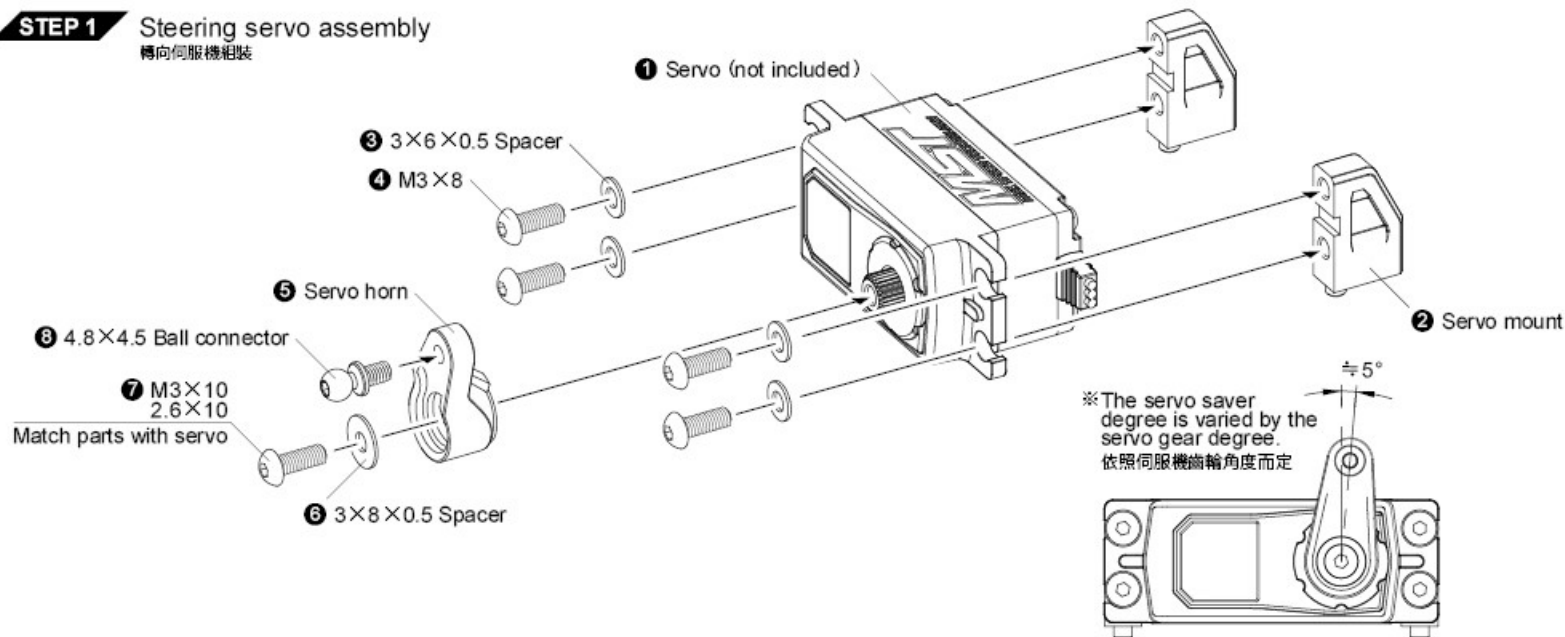


※ Centered upper motor  
高重心



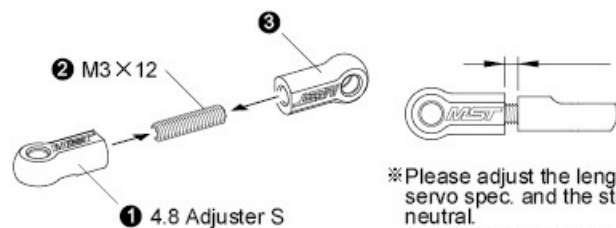


**STEP 1** Steering servo assembly  
轉向伺服機組裝

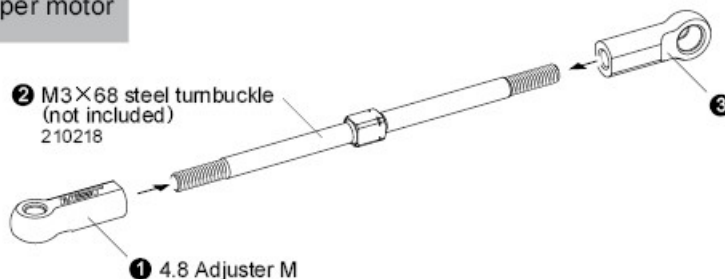


**STEP 2** Servo saver turnbuckle assembly  
伺服拉桿組裝

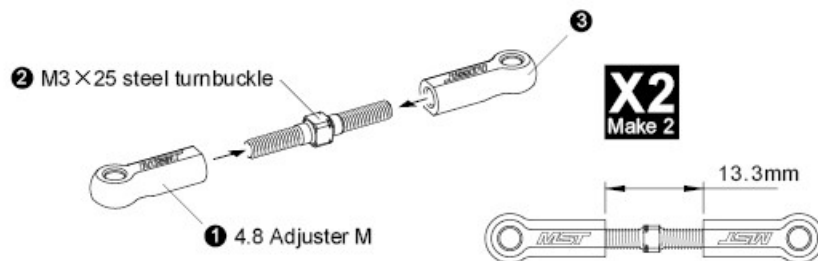
※ Centered low gravity (Original setting)  
低重心 (原廠設定)



※ Centered upper motor  
高重心

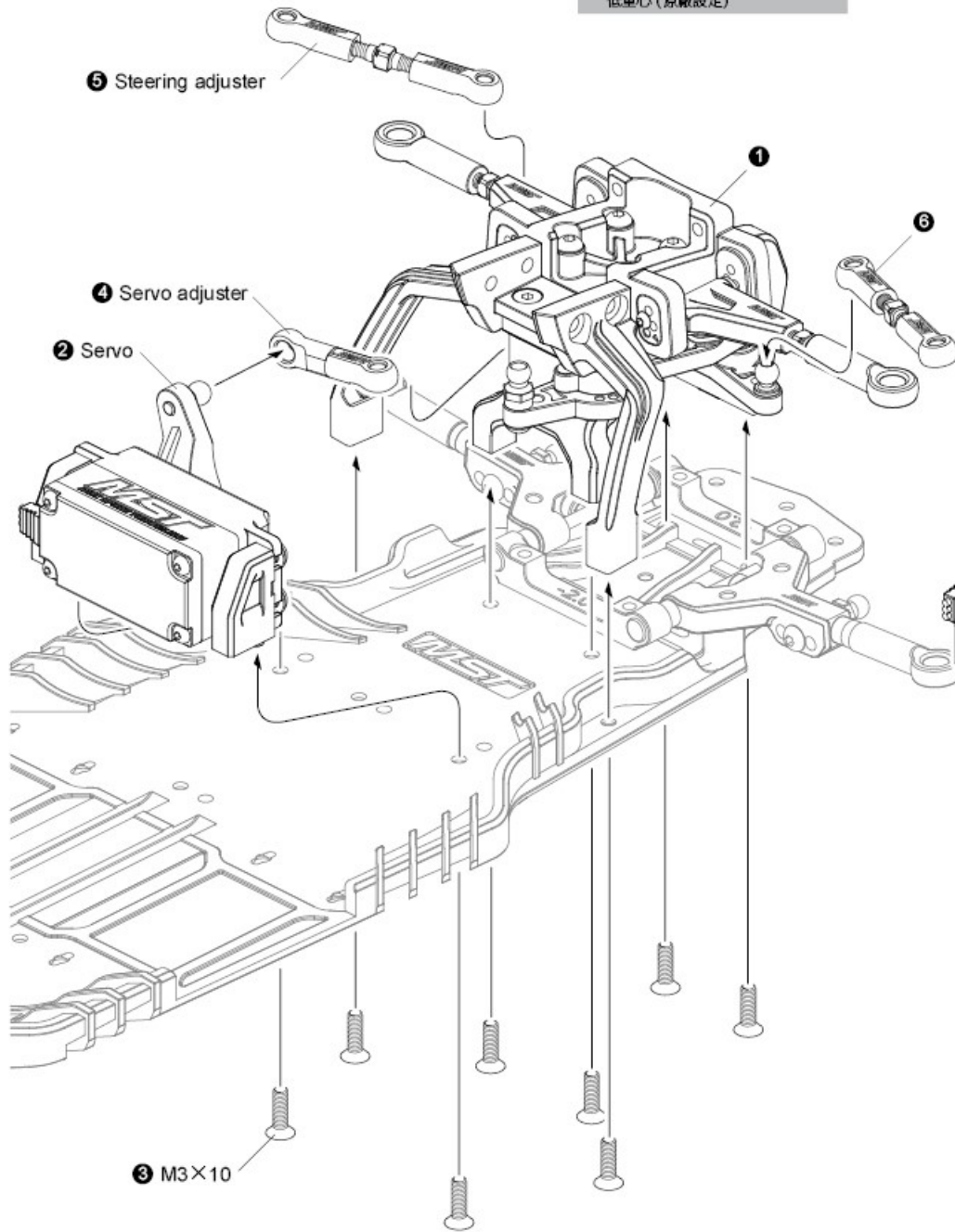


**STEP 3** Steering adjuster assembly  
轉向拉桿組裝



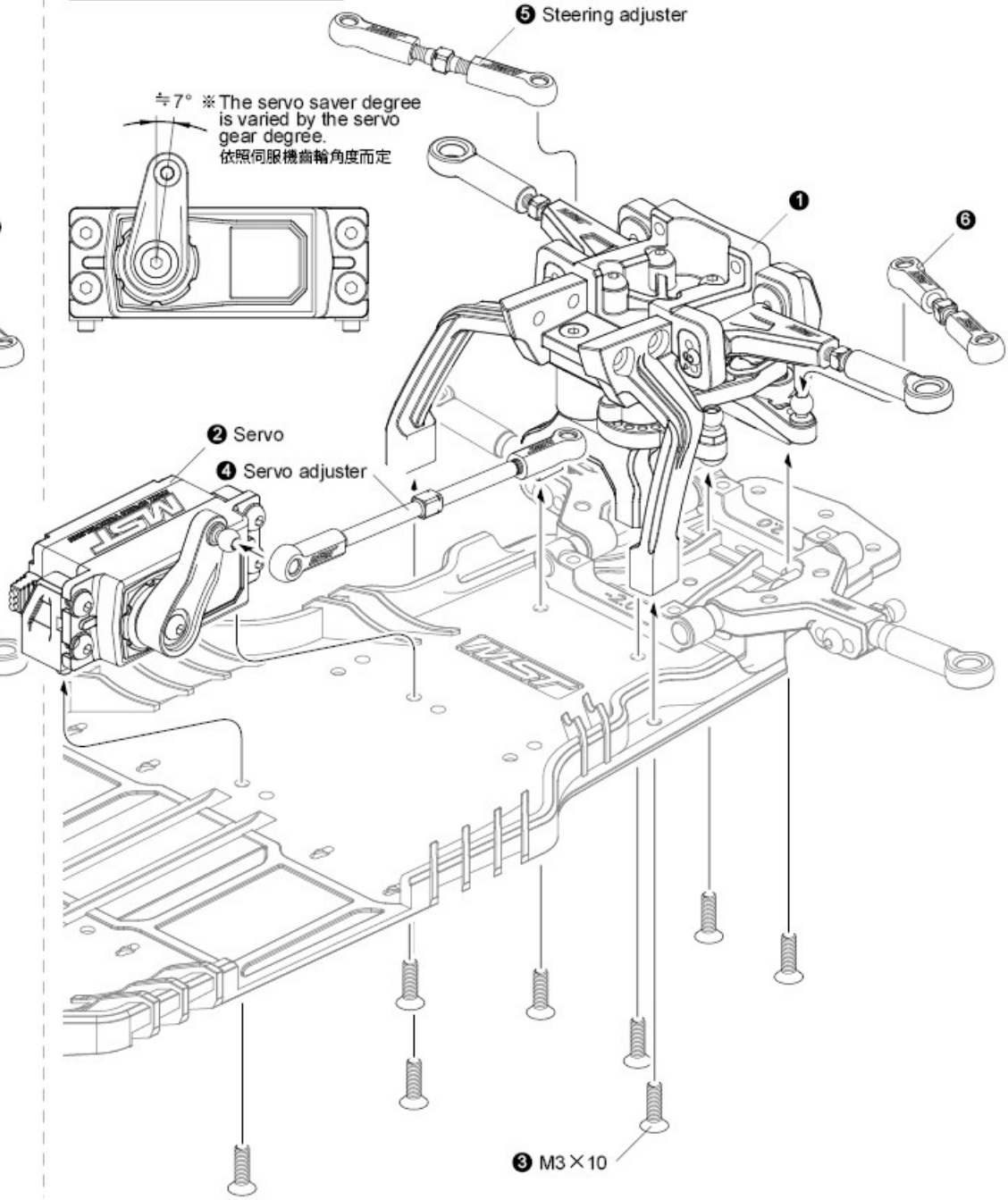
**STEP 1** Attaching front steering-suspension  
安裝前擋組

※ Centered low gravity  
(Original setting)  
低重心 (原廠設定)

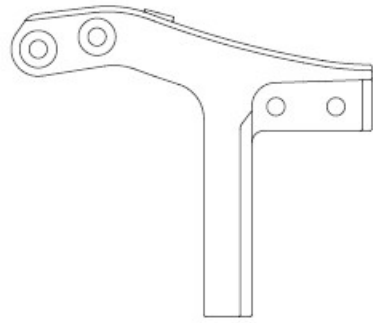


※ Centered upper motor  
高重心

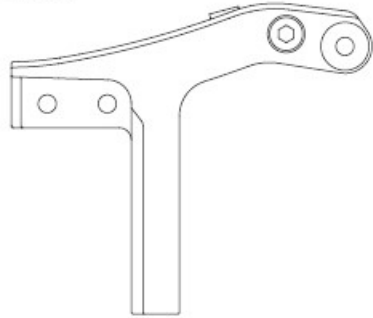
≈ 7° ※ The servo saver degree  
is varied by the servo  
gear degree.  
依照伺服機齒輪角度而定



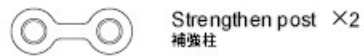
**STEP 1** Attaching upper deck  
安裝二樓板




Gear box connector A ×1  
連結架 A



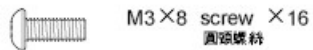
Gear box connector B ×1  
連結架 B



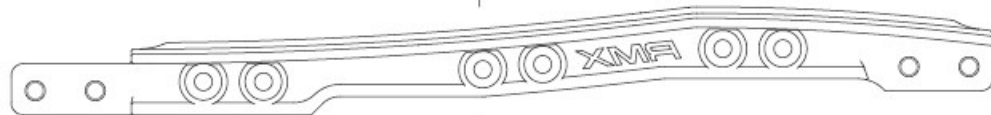
Strengthen post ×2  
補強柱



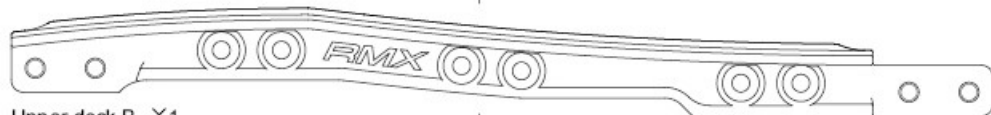
Gyro mount ×1  
陀螺儀座



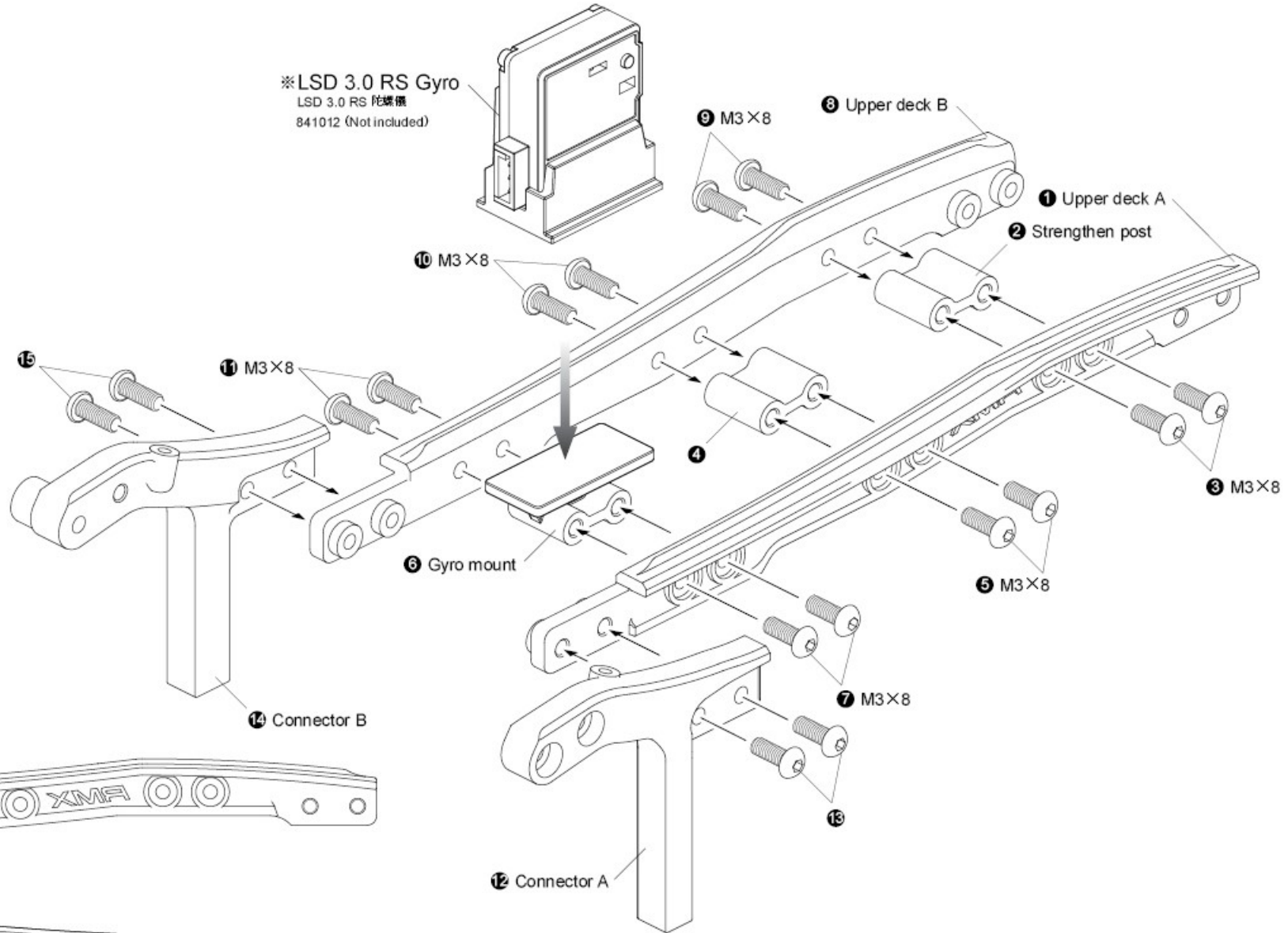
M3×8 screw ×16  
圓頭螺絲

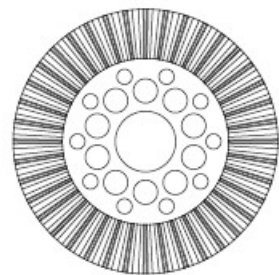


Upper deck A ×1  
二樓板 A



Upper deck B ×1  
二樓板 B





Bevel Gear 40T × 1  
傘齒 40T



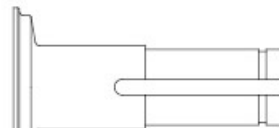
5×8 Bearing × 2  
軸承



2.5×6 Spacer × 2  
鋼板



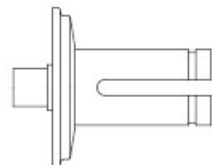
3×6×0.5 Spacer × 1  
墊片



Long joint × 1  
長接杆



Diff. Spring × 1  
滾差彈簧



Short joint × 1  
短接杆



Steel ball 3.0 × 10  
鋼珠 3.0



Steel ball 1.5 × 8  
鋼珠 1.5



M2.5×30 screw × 1  
有頭螺絲(半牙)



Diff. nut × 1  
滾差螺帽座



Diff. plate × 2  
滾差壓板



10×15 Ball bearing × 2  
培林

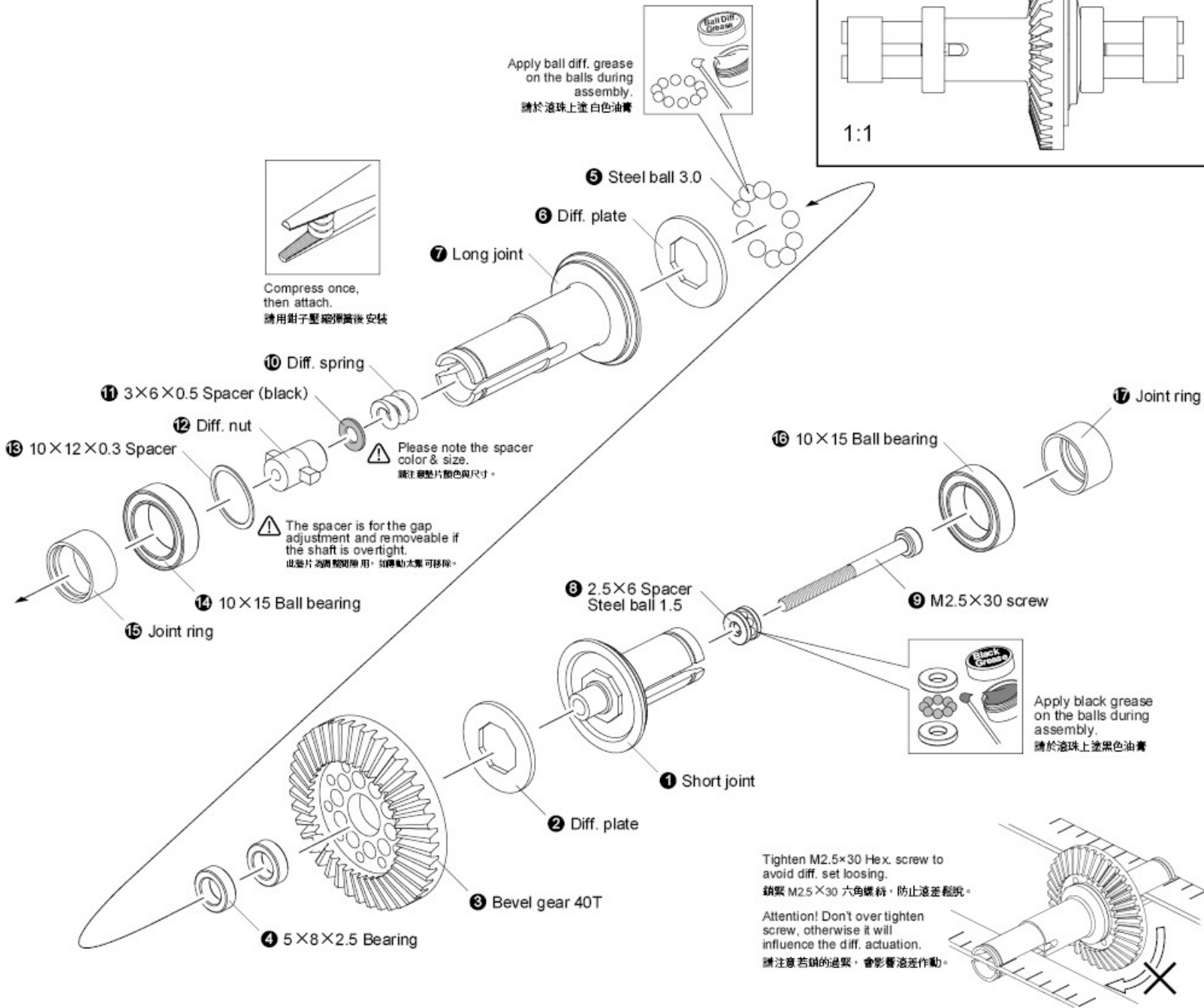


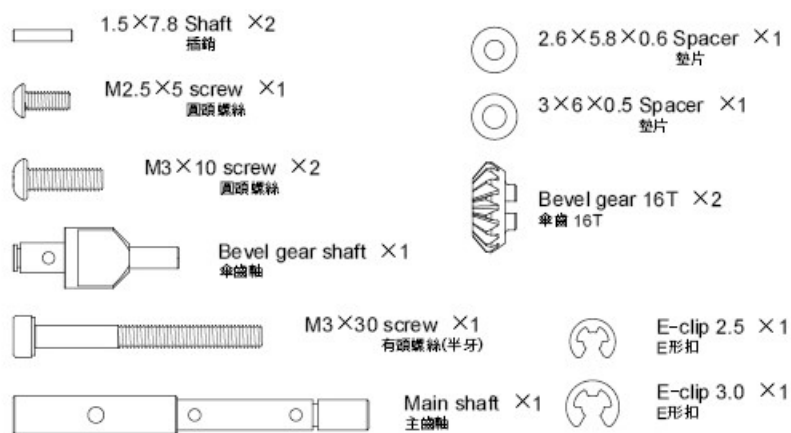
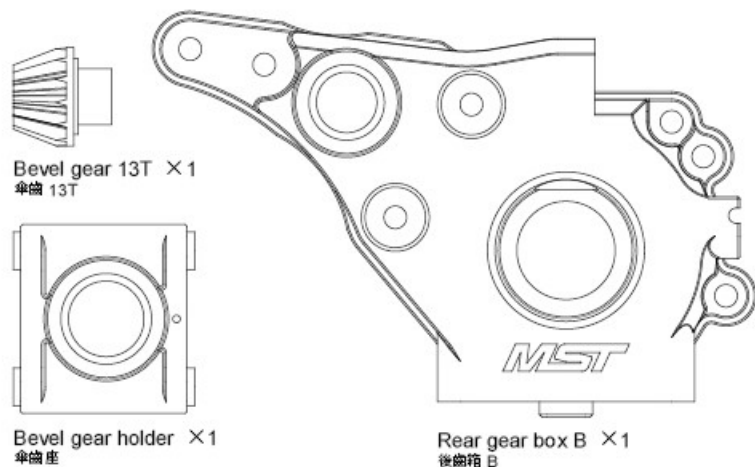
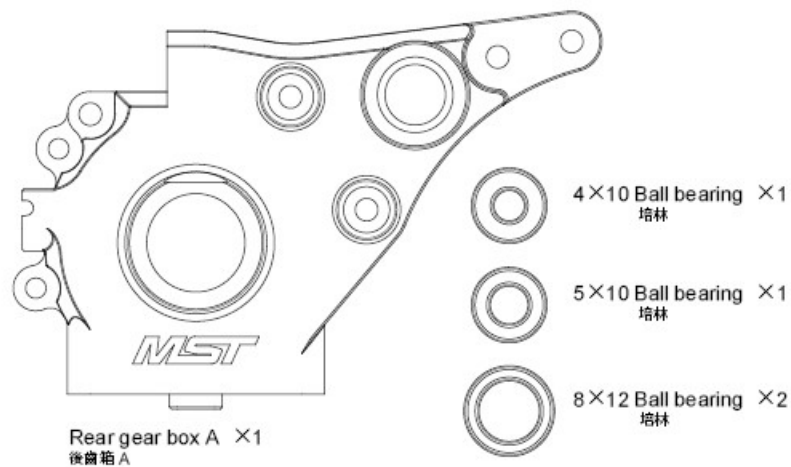
10×12×0.3 Spacer × 1  
墊片



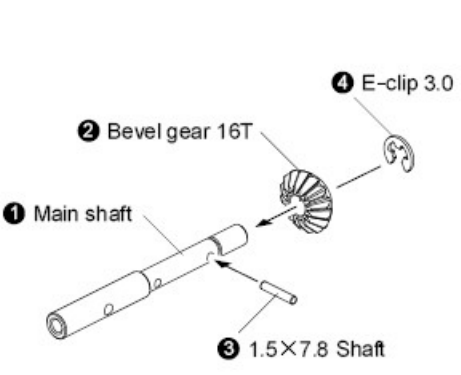
Joint ring × 2  
接杯環

STEP 1 Rear diff. set assembly  
後差組裝

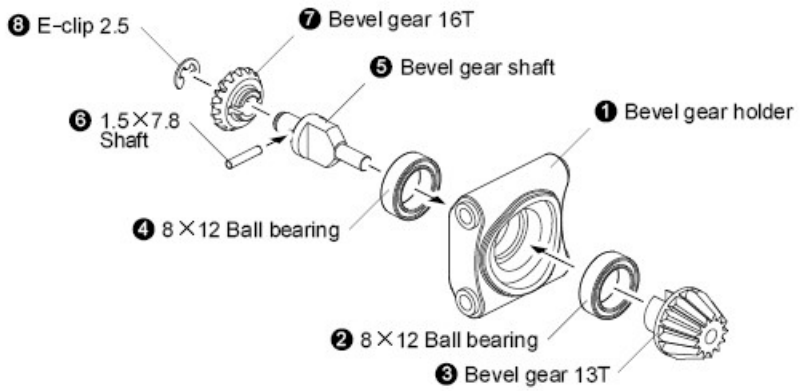




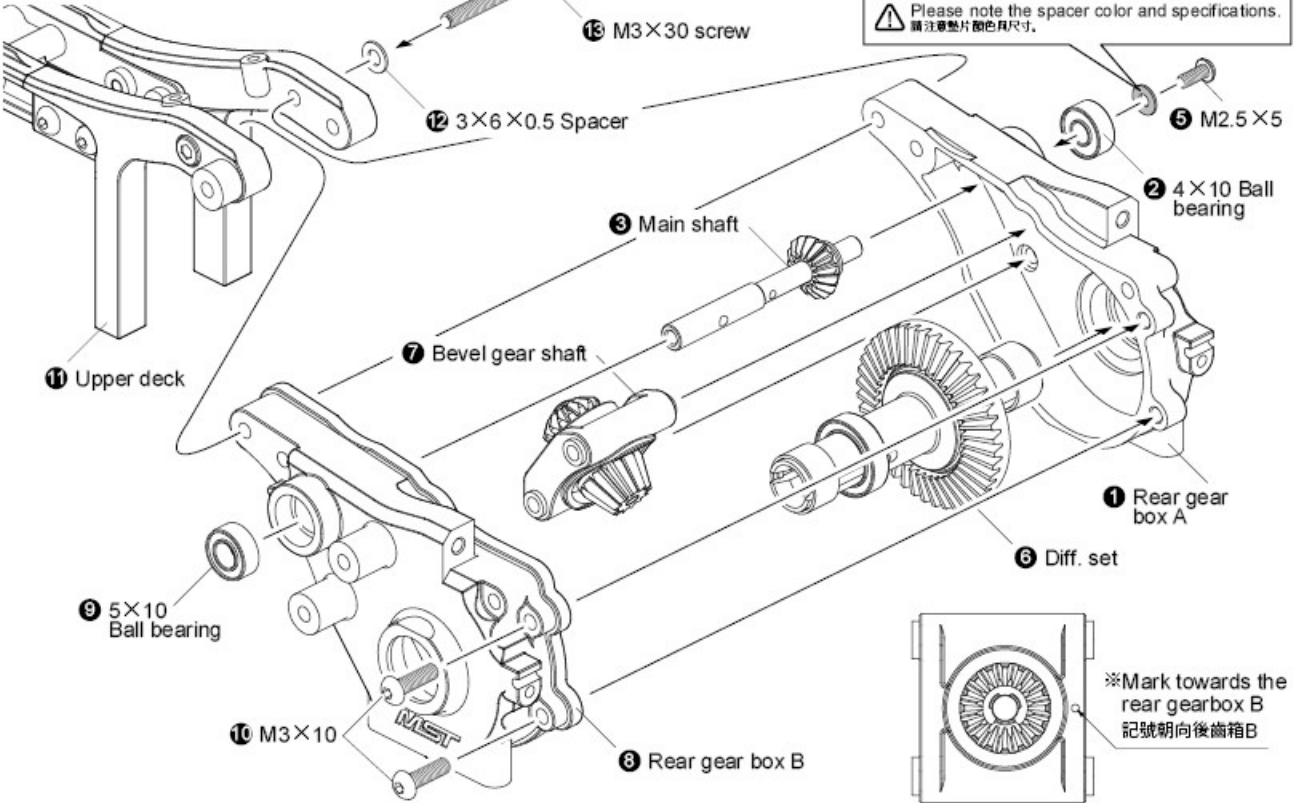
**STEP 1** Main shaft assembly  
主齒軸組裝

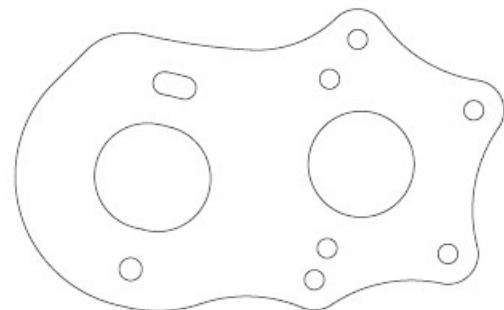


**STEP 2** Bevel gear shaft assembly  
傘齒軸組裝

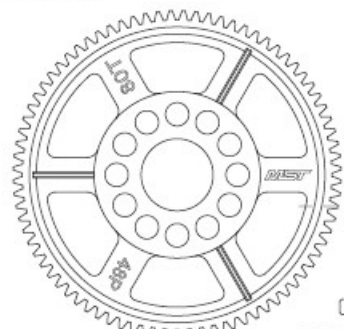


**STEP 3** Rear gear box assembly  
後齒箱組裝

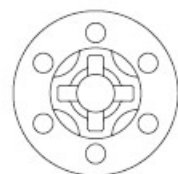




Alum. motor mount ×1  
鋁合金馬達座



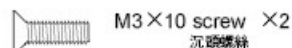
Spur gear 48P 80T ×1  
大直齒



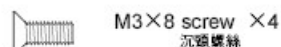
Spur gear holder ×1  
大齒盤座



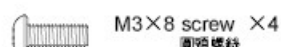
M3×40 screw ×3  
有頭螺絲(半牙)



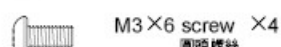
M3×10 screw ×2  
沉頭螺絲



M3×8 screw ×4  
沉頭螺絲



M3×8 screw ×4  
圓頭螺絲



M3×6 screw ×4  
圓頭螺絲

2×9.8 Shaft ×1  
插銷

3×6×0.5 Spacer ×6  
墊片

M3×6 screw ×2  
有頭螺絲(半牙)

STEP 1 Attaching spur gear  
安裝大齒盤

③ 3×6×0.5 Spacer  
※ The spacers are removable when the gear gap is too small.  
此墊片為調整主齒輪與齒盤間隙用，如傳動偏緊可移除。

⑨ M3×6

① Alum. motor mount

⑥ Spur gear 48P 80T

⑦ M3×6

⑤ Spur gear holder

④ 2×9.8 Shaft

③ M3×40

② 3×6×0.5 Spacer

※ Please refer to the next page of other ratios.  
其它齒比請見下一頁。

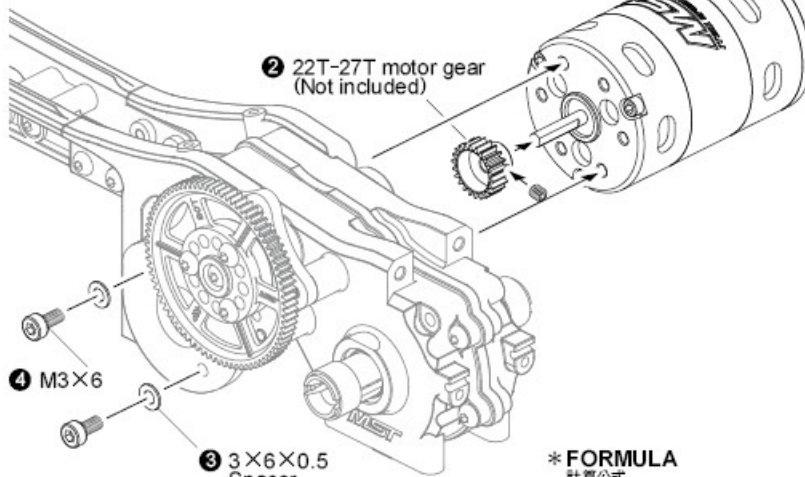
STEP 2 Attaching motor  
安裝馬達

※ Centered low gravity (Original setting)  
低重心(原廠設定)

※ Centered upper motor  
高重心

① Motor (not included)

② 22T-27T motor gear (Not included)



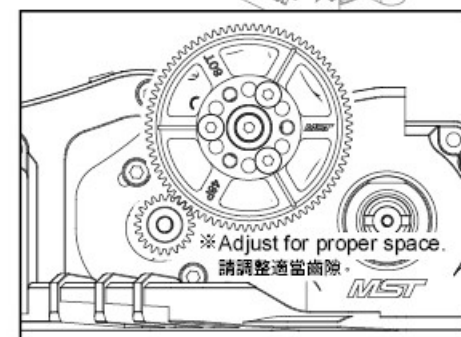
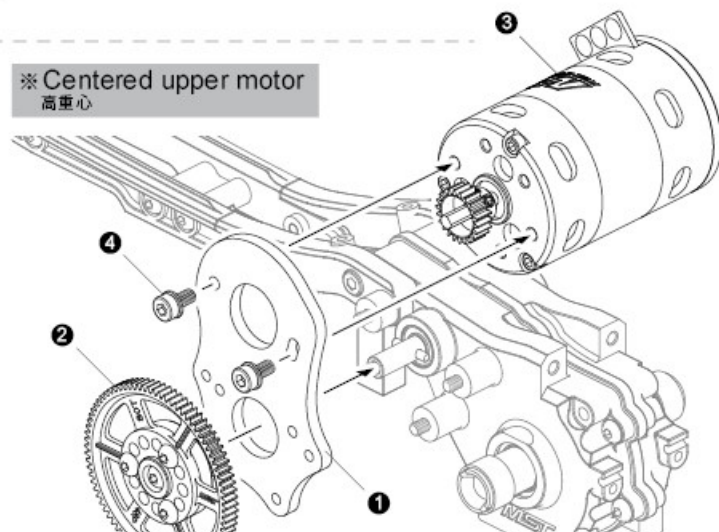
④ M3×6

③ 3×6×0.5 Spacer

※ FORMULA  
計算公式

$$\left( \frac{\text{Spur gear teeth}}{\text{Pinion gear teeth}} \times \frac{\text{Diff. ring gear}}{\text{Diff. pinion gear}} \right) = \text{Gear ratio}$$

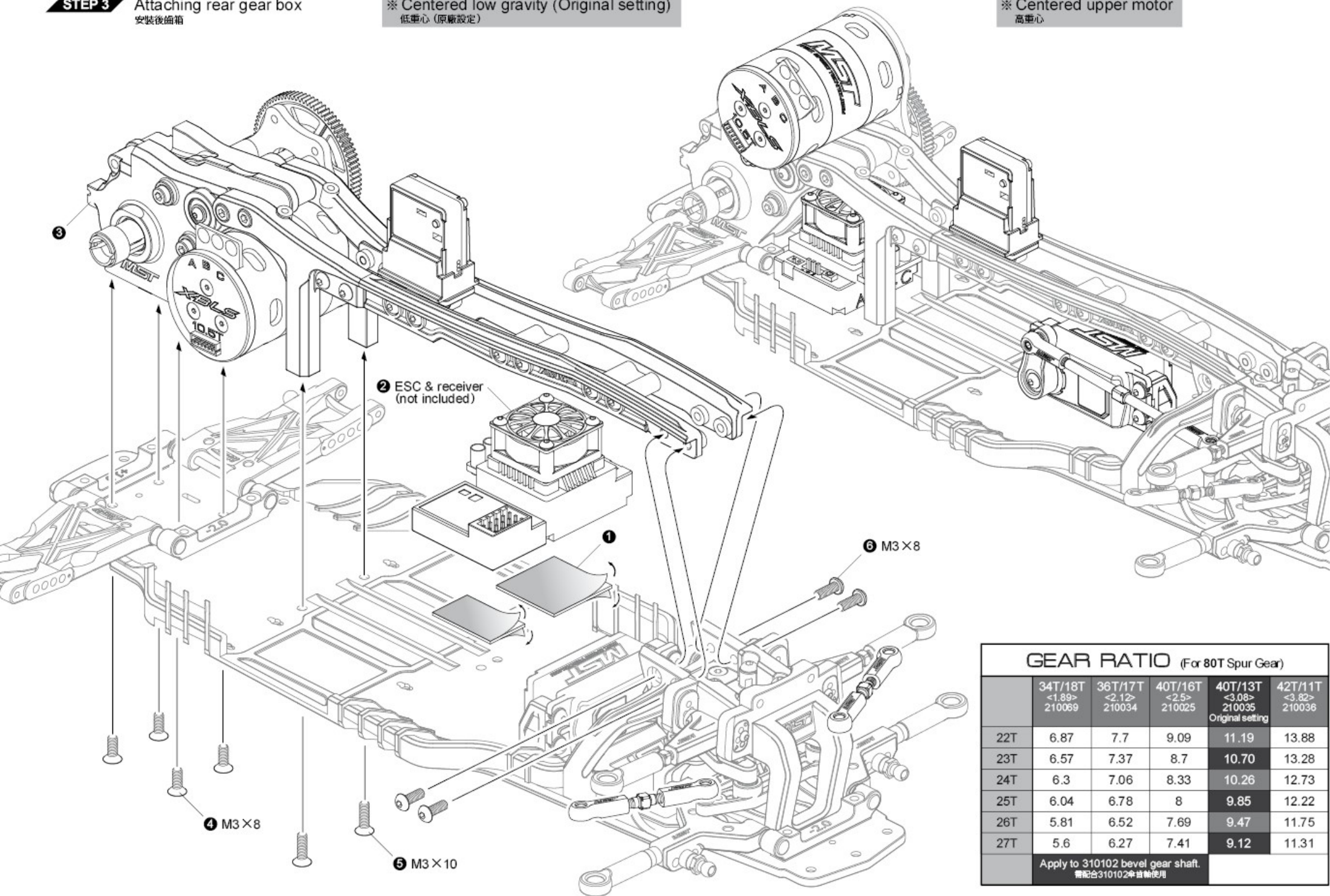
大直齒 小直齒 大傘齒 小傘齒 終傳比



**STEP 3** Attaching rear gear box  
安裝後齒箱

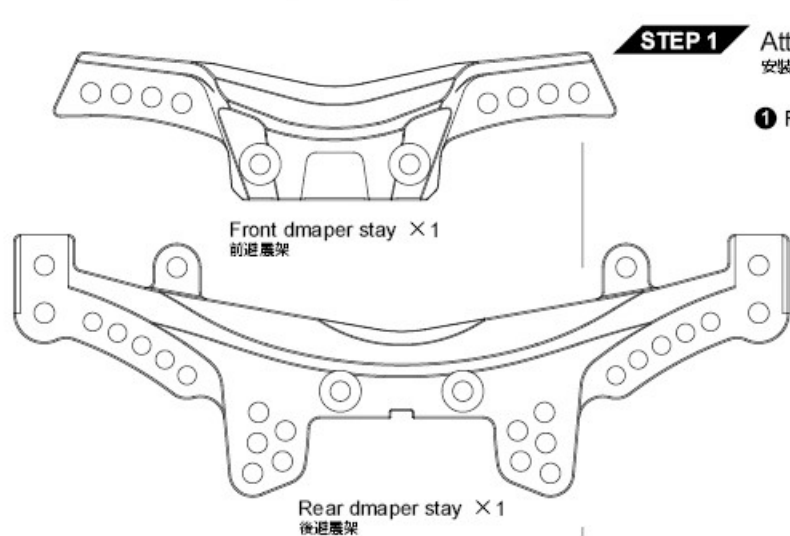
※ Centered low gravity (Original setting)  
低重心 (原廠設定)







※ Centered upper motor  
高重心

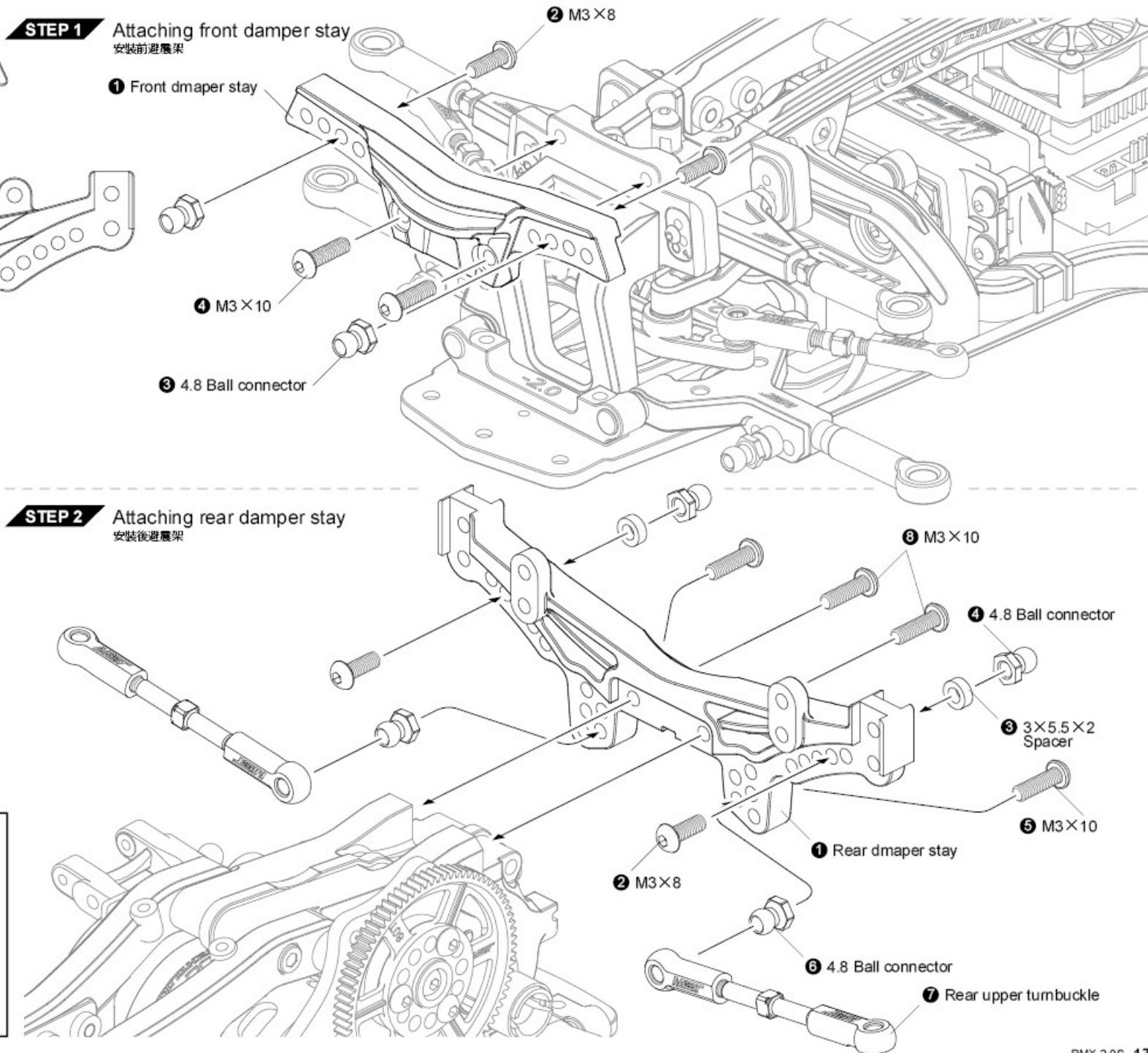
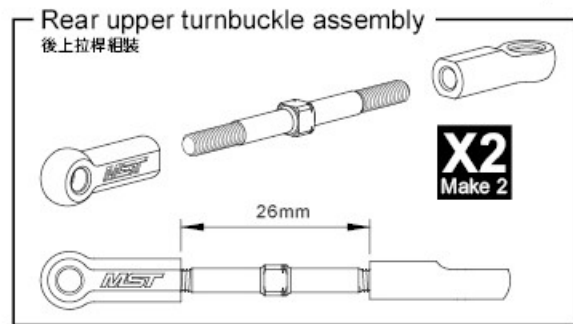


GEAR RATIO (For 80T Spur Gear)					
	34T/18T <1.89> 210069	36T/17T <2.12> 210034	40T/16T <2.5> 210025	40T/13T <3.08> 210035 Original setting	42T/11T <3.82> 210036
22T	6.87	7.7	9.09	11.19	13.88
23T	6.57	7.37	8.7	10.70	13.28
24T	6.3	7.06	8.33	10.26	12.73
25T	6.04	6.78	8	9.85	12.22
26T	5.81	6.52	7.69	9.47	11.75
27T	5.6	6.27	7.41	9.12	11.31
Apply to 310102 bevel gear shaft. 需配合310102傘齒輪使用					



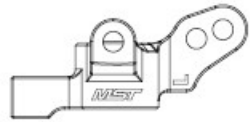


-  M3×8 screw ×4  
圓頭螺絲
-  M3×10 screw ×6  
圓頭螺絲
-  4.8 Ball connector ×6  
外六角球頭
-  3×5.5×2 Spacer ×2  
墊片
-  4.8 adjuster M ×4  
拉桿頭
-  M3×40 steel turnbuckle ×2  
鋼製可調拉桿





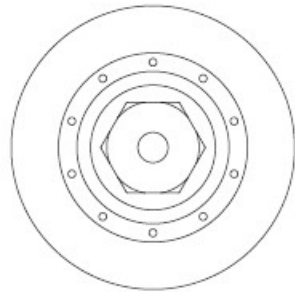
Front upright R × 1  
前輪座 R



Front upright L × 1  
前輪座 L



Brake calipers × 2  
制車卡鉗



Wheel hubs (large)  
(brake disc shaped) × 2  
六角輪座(大)(制車碟型)



2WD Axle × 2  
二驅輪軸



5.8×4 Ball connector L × 4  
球頭螺絲(長)



4.8×4.5 Ball connector × 2  
球頭螺絲



M2×4 screw × 2  
圓頭螺絲



2×9.8 Shaft × 2  
插銷

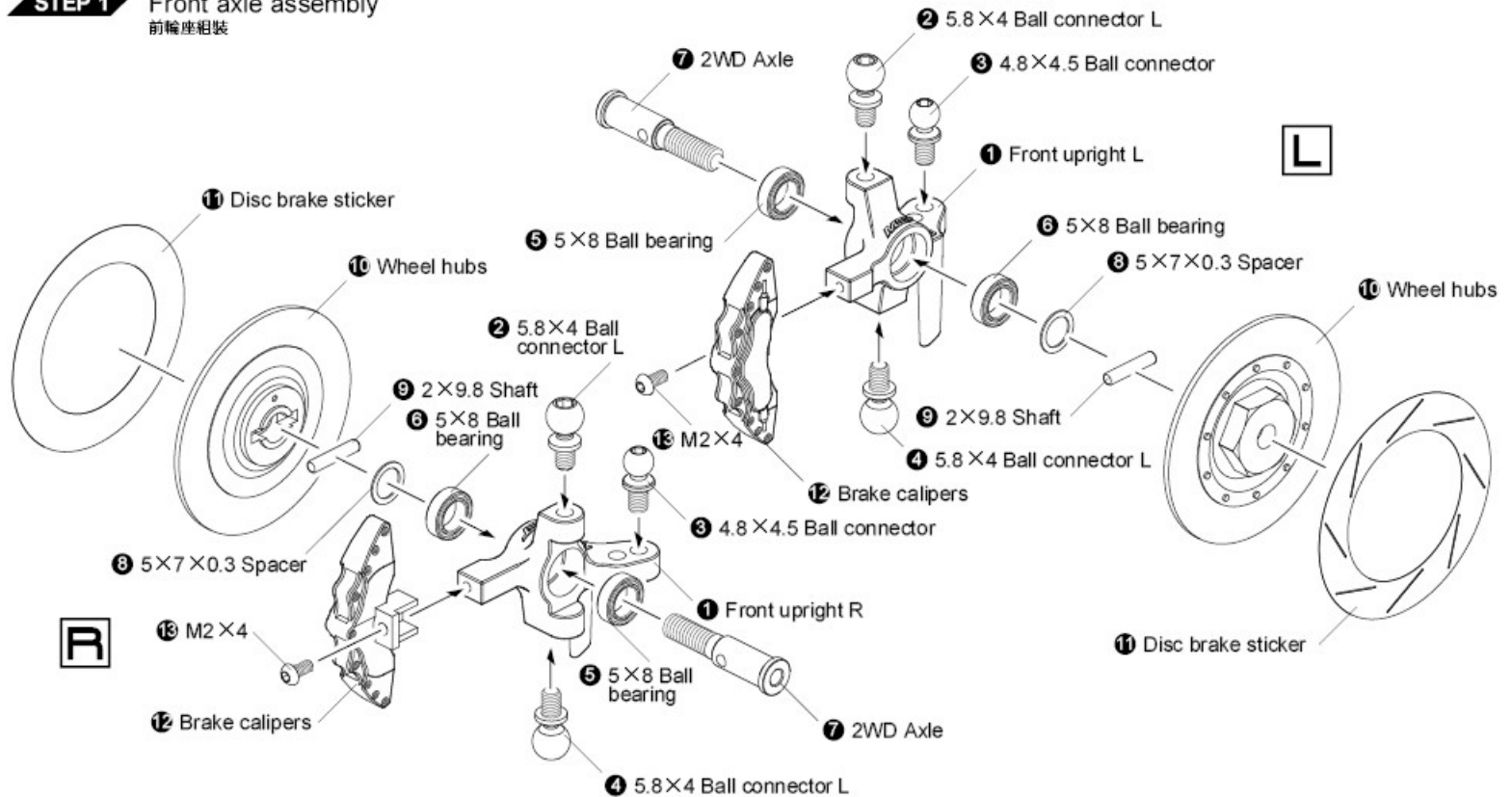


5×8 Ball bearing × 4  
培林

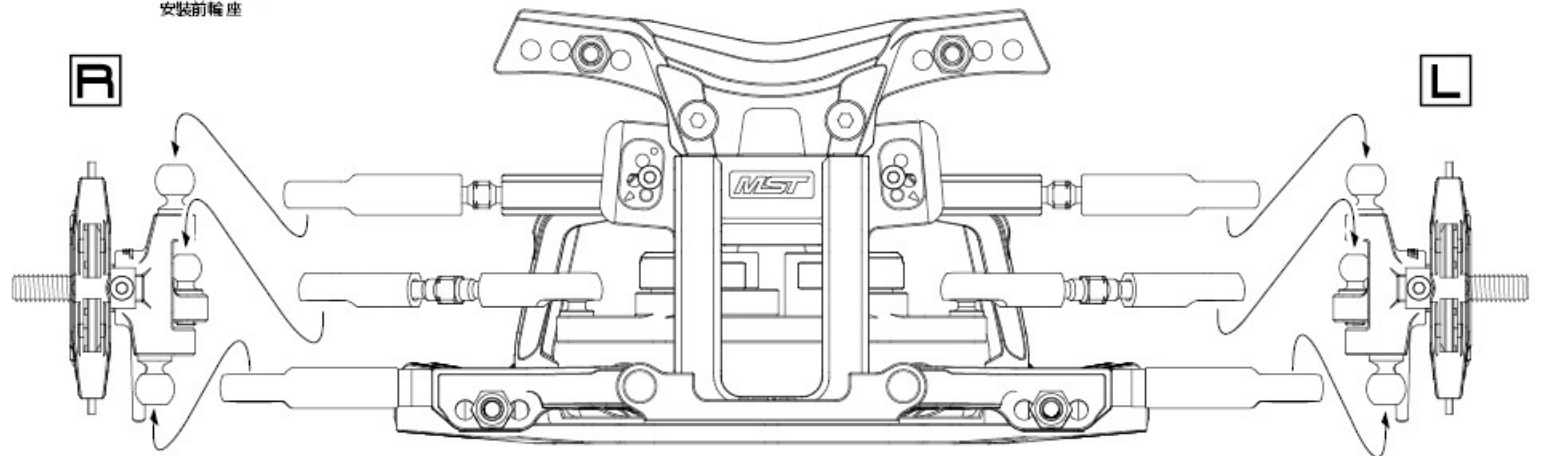


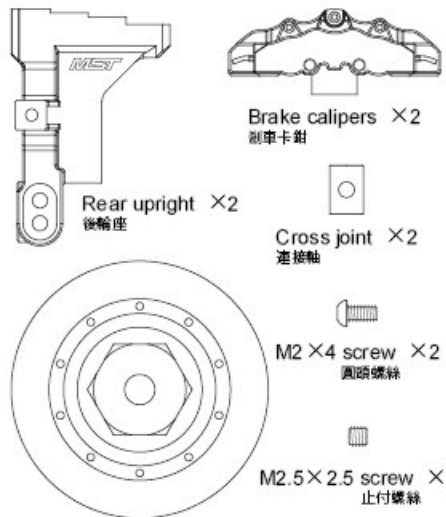
5×7×0.3 Spacer × 2  
墊片

**STEP 1** Front axle assembly  
前輪座組裝

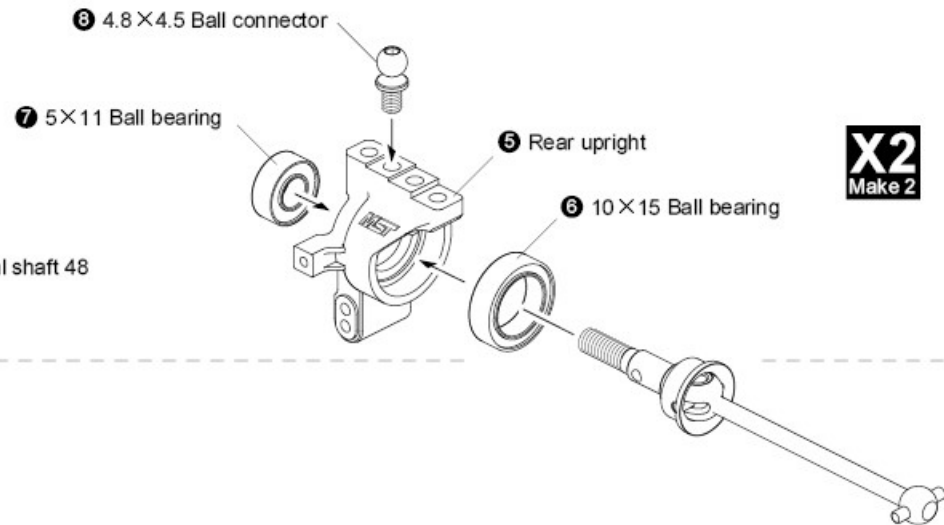
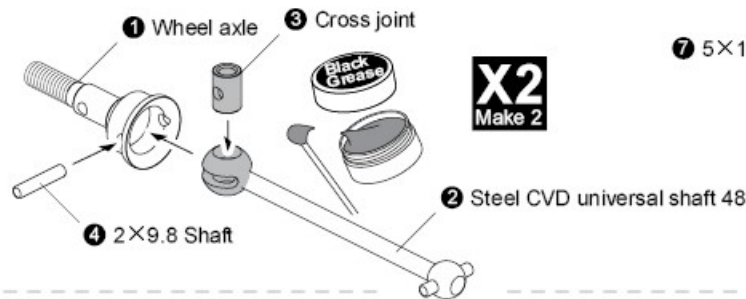


**STEP 2** Attaching front axle  
安裝前輪座

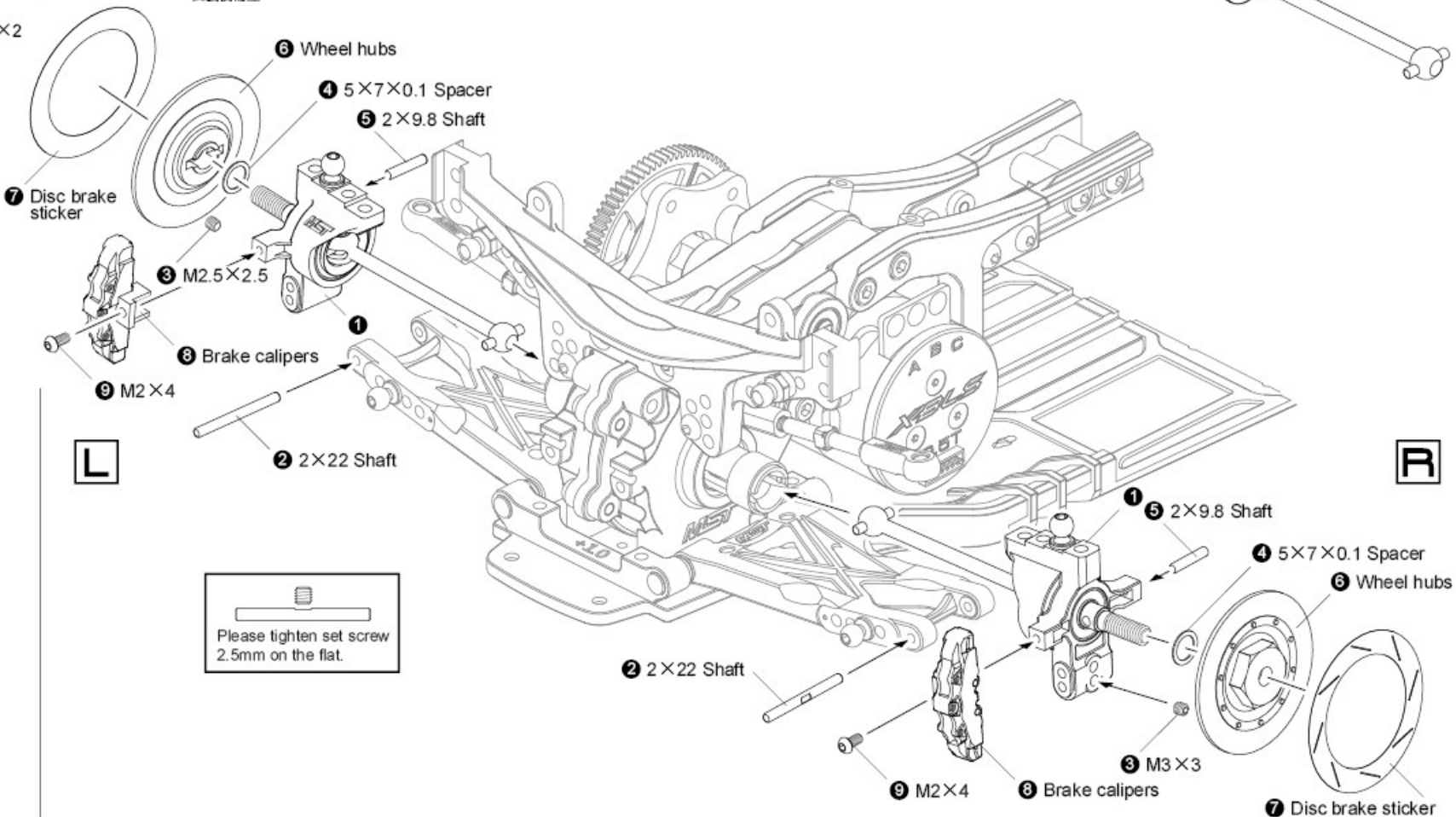




**STEP 1** Rear axle assembly  
後輪座組裝



**STEP 2** Attaching rear axle  
安裝後輪座



Wheel hubs (small) (制車碟型) (六角輪座(小)(制車碟型)) x2

5 x 11 Ball bearing x2  
培林

10 x 15 Ball bearing x2  
培林

5 x 7 x 0.1 Spacer x2  
墊片

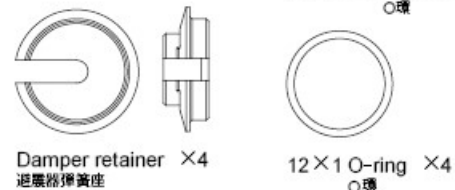
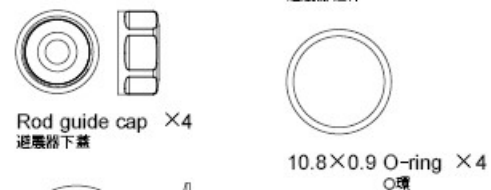
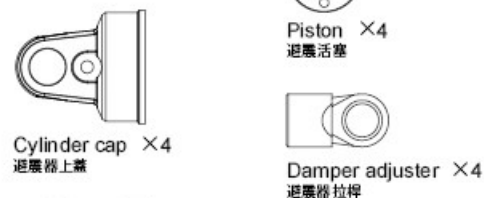
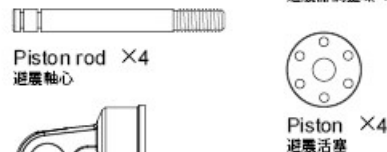
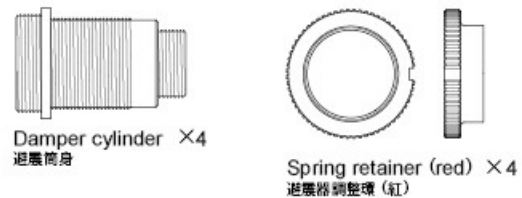
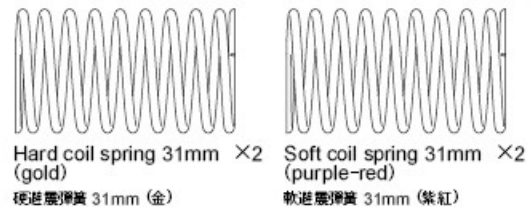
2 x 22 Shaft x2  
插銷

2 x 9.8 Shaft x4  
插銷

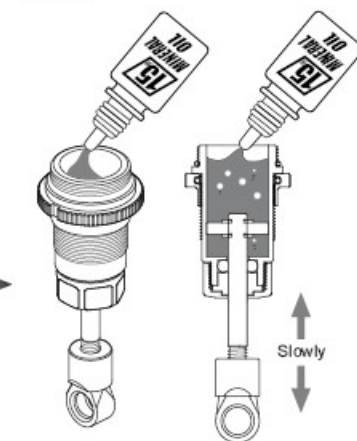
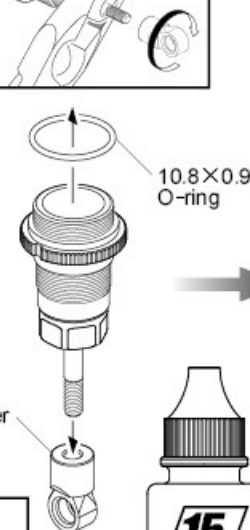
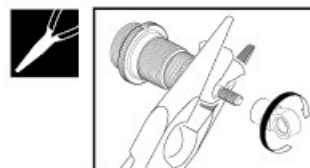
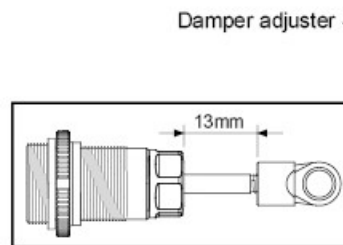
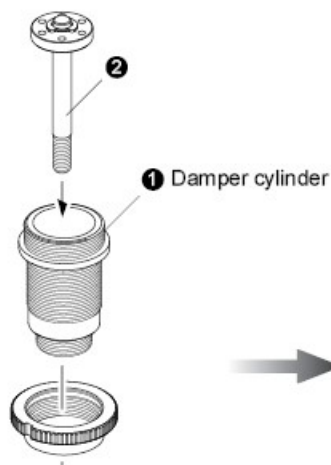
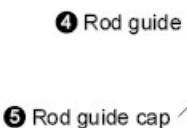
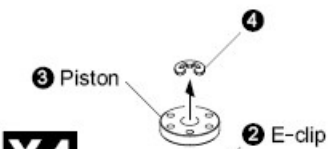
4.8 x 4.5 Ball connector x2  
球頭螺絲

Wheel axle x2  
萬向接杆

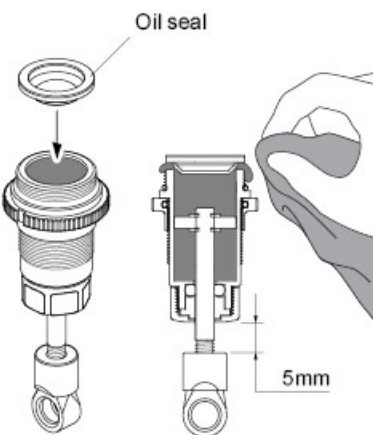
Steel CVD universal shaft 48 x2  
鋼製CVD傳動軸 48



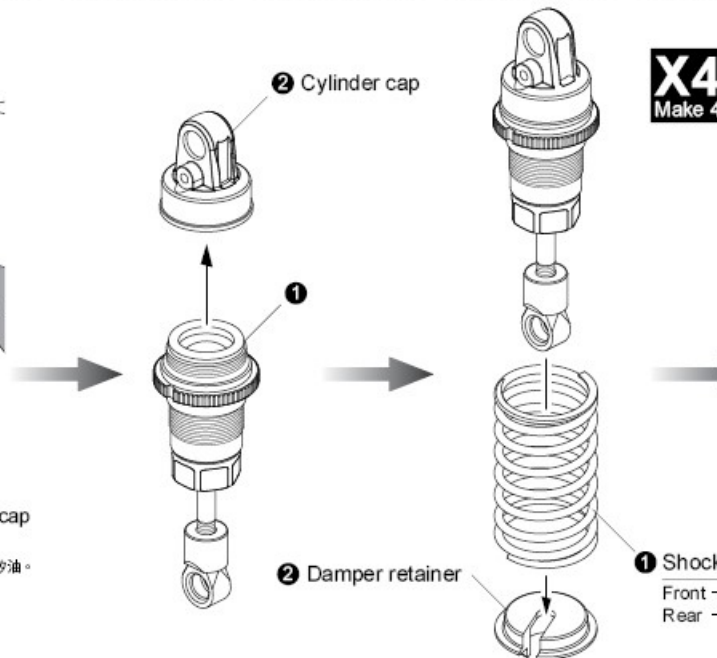
STEP 1 Damper assembly  
避震器組裝



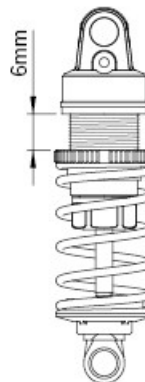
Pull down piston and pour oil into cylinder.  
Remove air bubbles by slowly moving piston up and down.  
拉下活塞並填入避震油，緩慢上下移動活塞將氣泡移除。



Pull down piston rod 5mm, attach cylinder cap and absorb oil overflow with tissue paper.  
將軸心下拉5mm後，蓋上避震器上蓋並以面紙拭去溢出的油。



FRONT

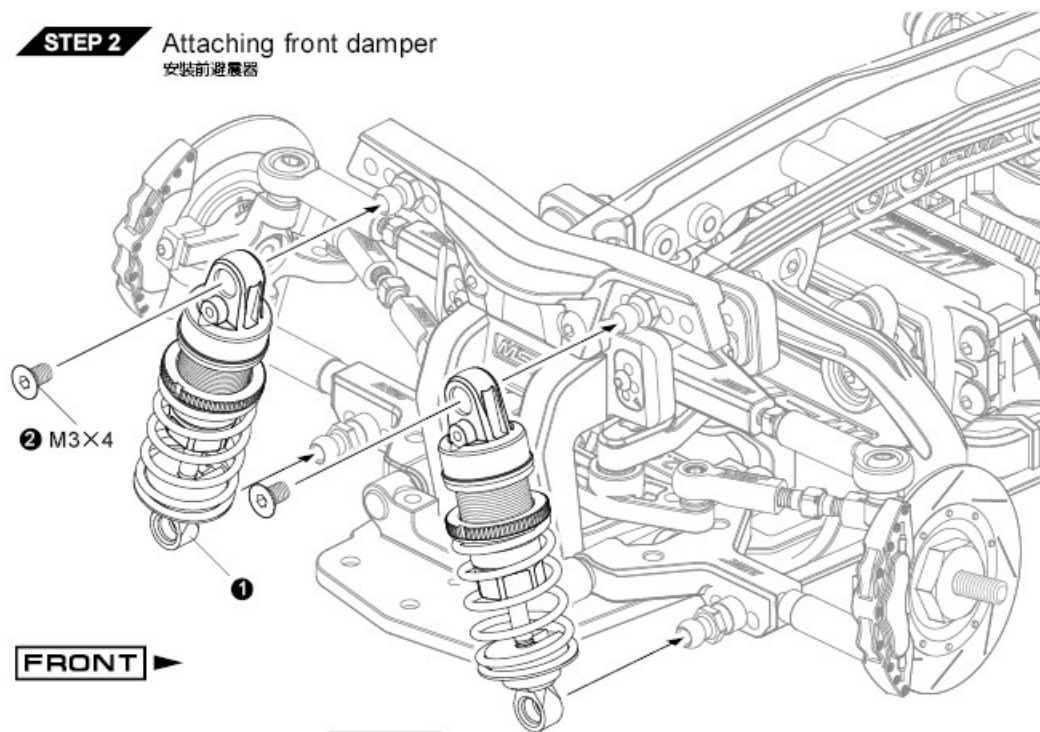


REAR

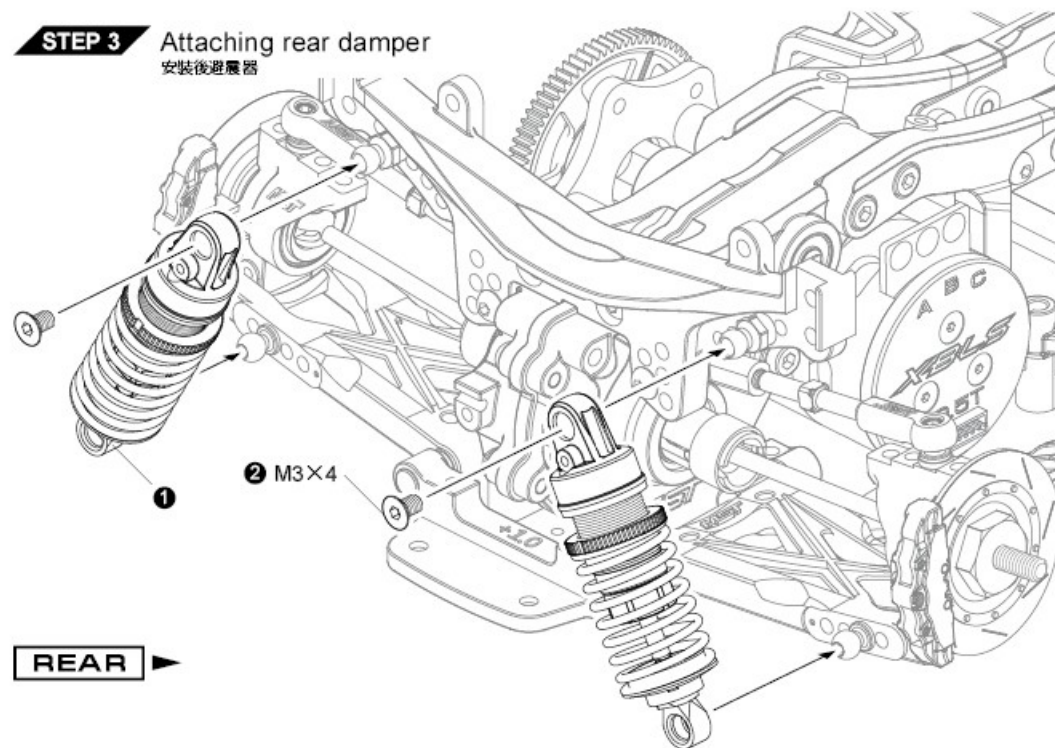


Front - Gold 前面裝配金色  
Rear - Purple-red 後面裝配紫紅色

**STEP 2** Attaching front damper  
安裝前避震器



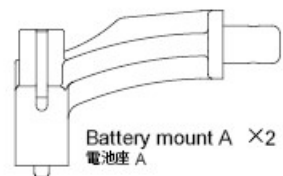
**STEP 3** Attaching rear damper  
安裝後避震器



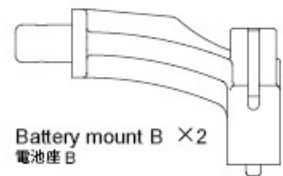
**PARTS BAG**

**9**

**BATTERY MOUNT**  
電池座



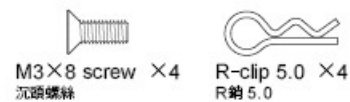
Battery mount A ×2  
電池座 A



Battery mount B ×2  
電池座 B



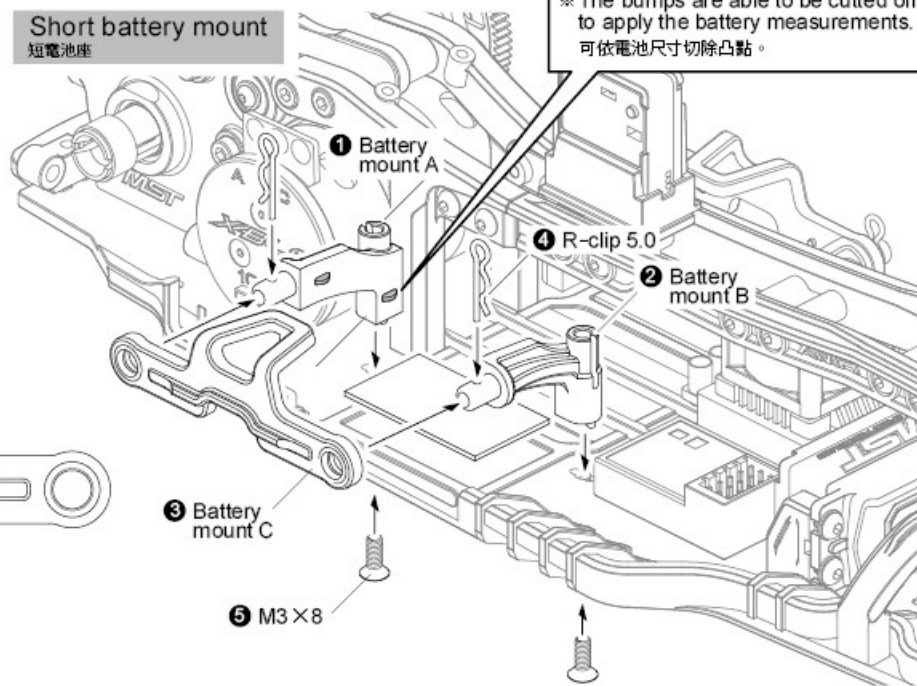
Battery mount C ×2  
電池座 C



M3×8 screw ×4  
沉頭螺絲

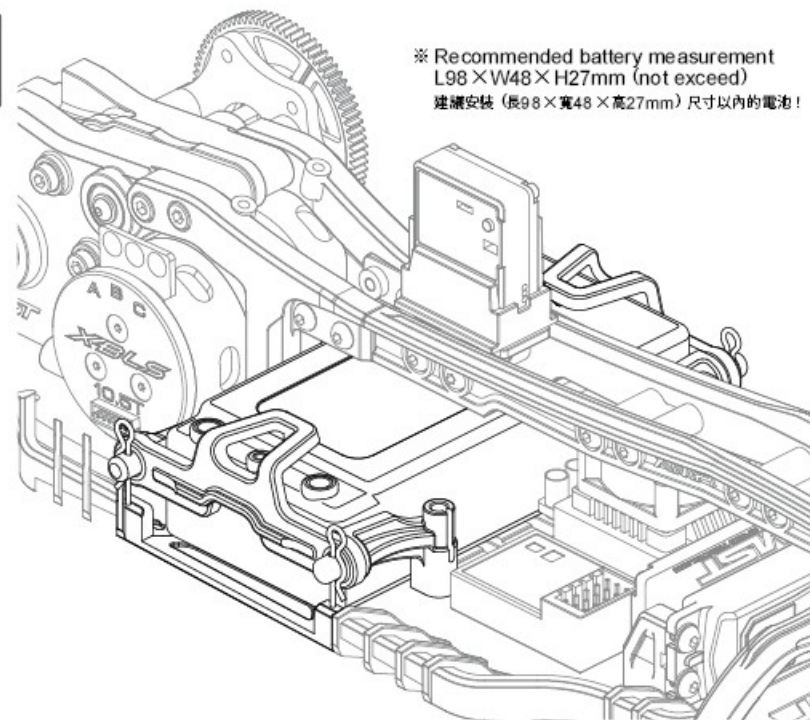
R-clip 5.0 ×4  
R銷 5.0

Short battery mount  
短電池座

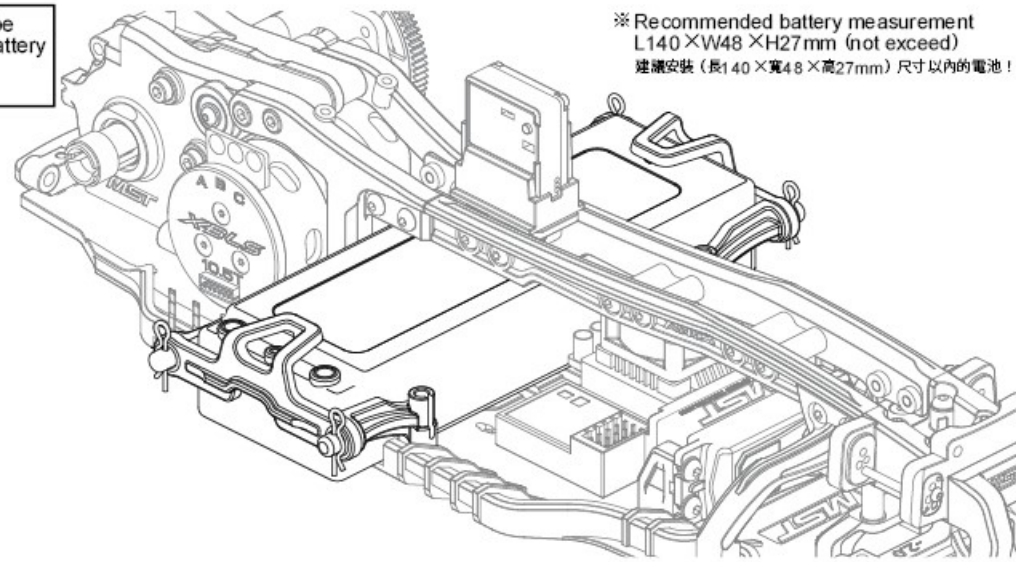
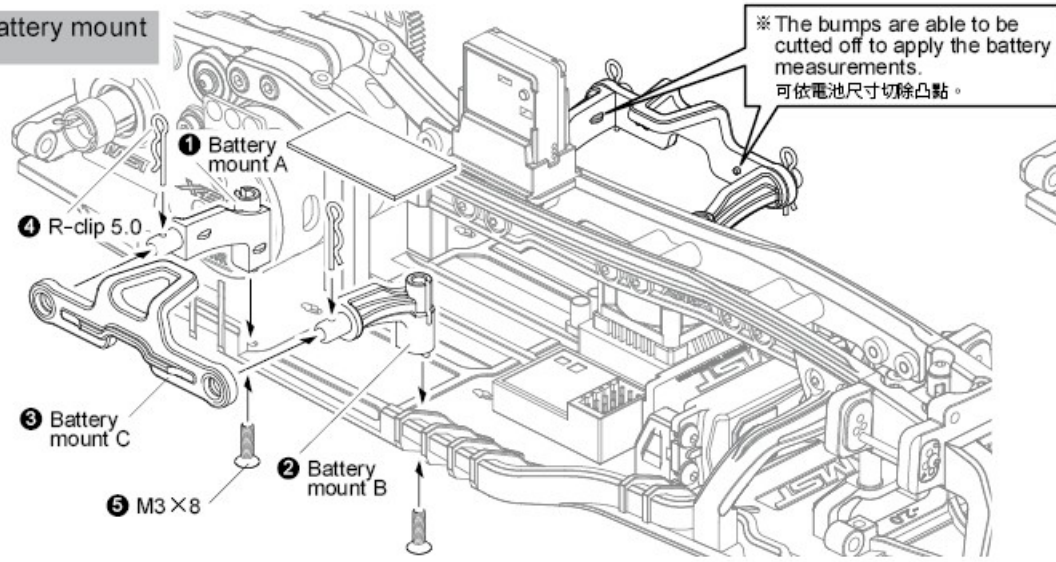


※ The bumps are able to be cutted off to apply the battery measurements.  
可依電池尺寸切除凸點。

※ Recommended battery measurement  
L98 × W48 × H27mm (not exceed)  
建議安裝 (長98 × 寬48 × 高27mm) 尺寸以內的電池!



Long battery mount  
長電池座



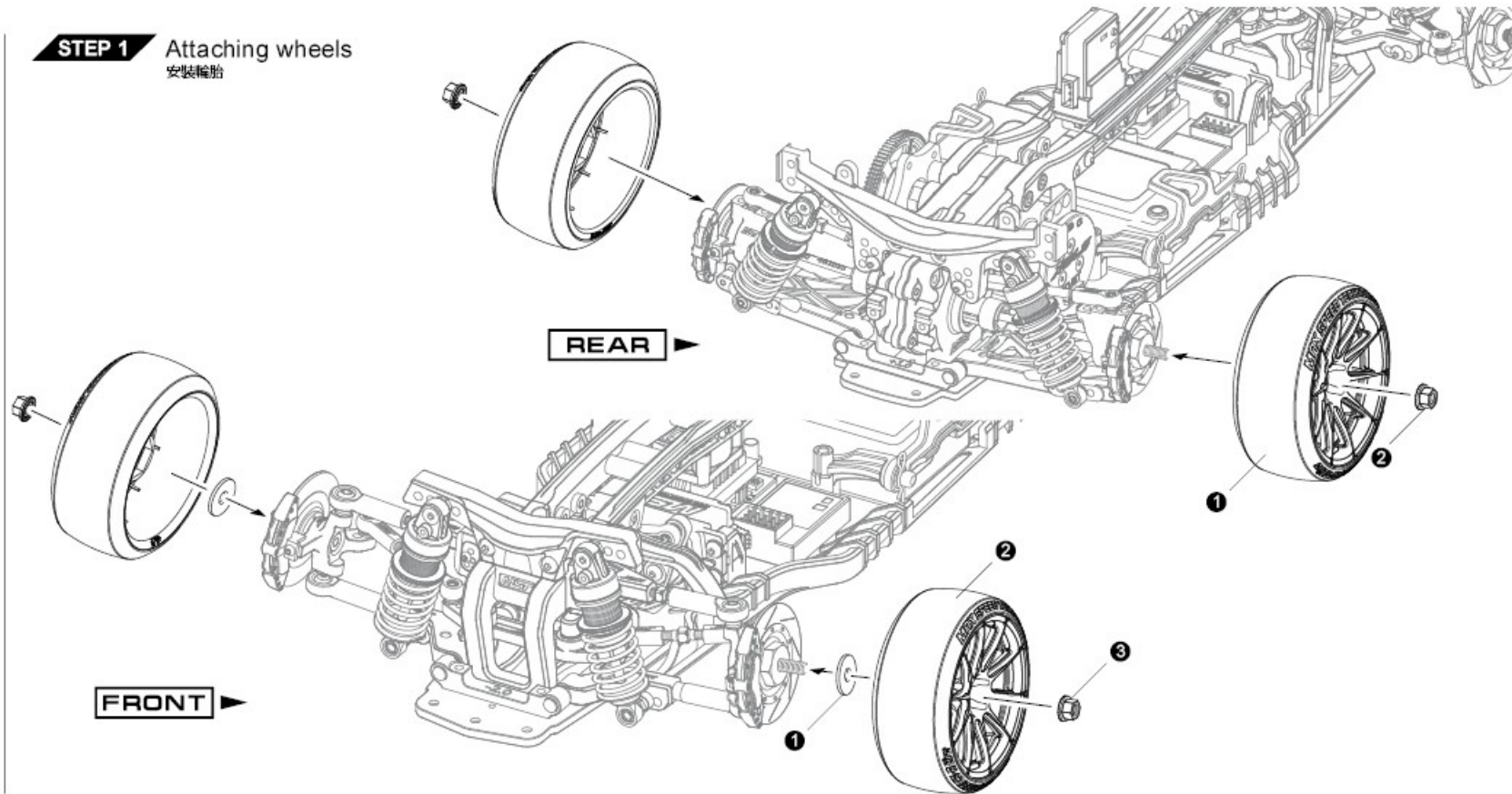
▮ PARTS ◀ WHEELS  
輪胎

Flange nut M4 ×4  
凸緣螺帽M4  
(Tools bag)

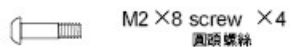
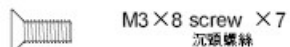
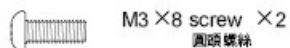
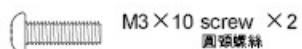
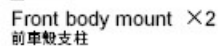
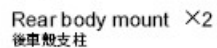
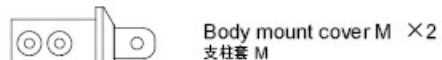
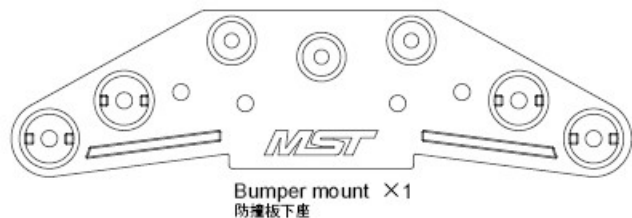
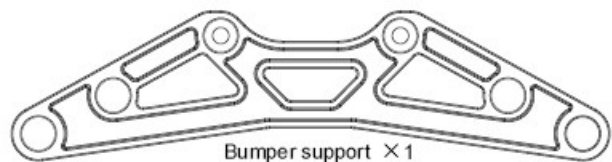
Wheel hub spacer 1.0 ×2  
輪座墊片 1.0  
(Tools bag)



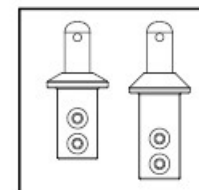
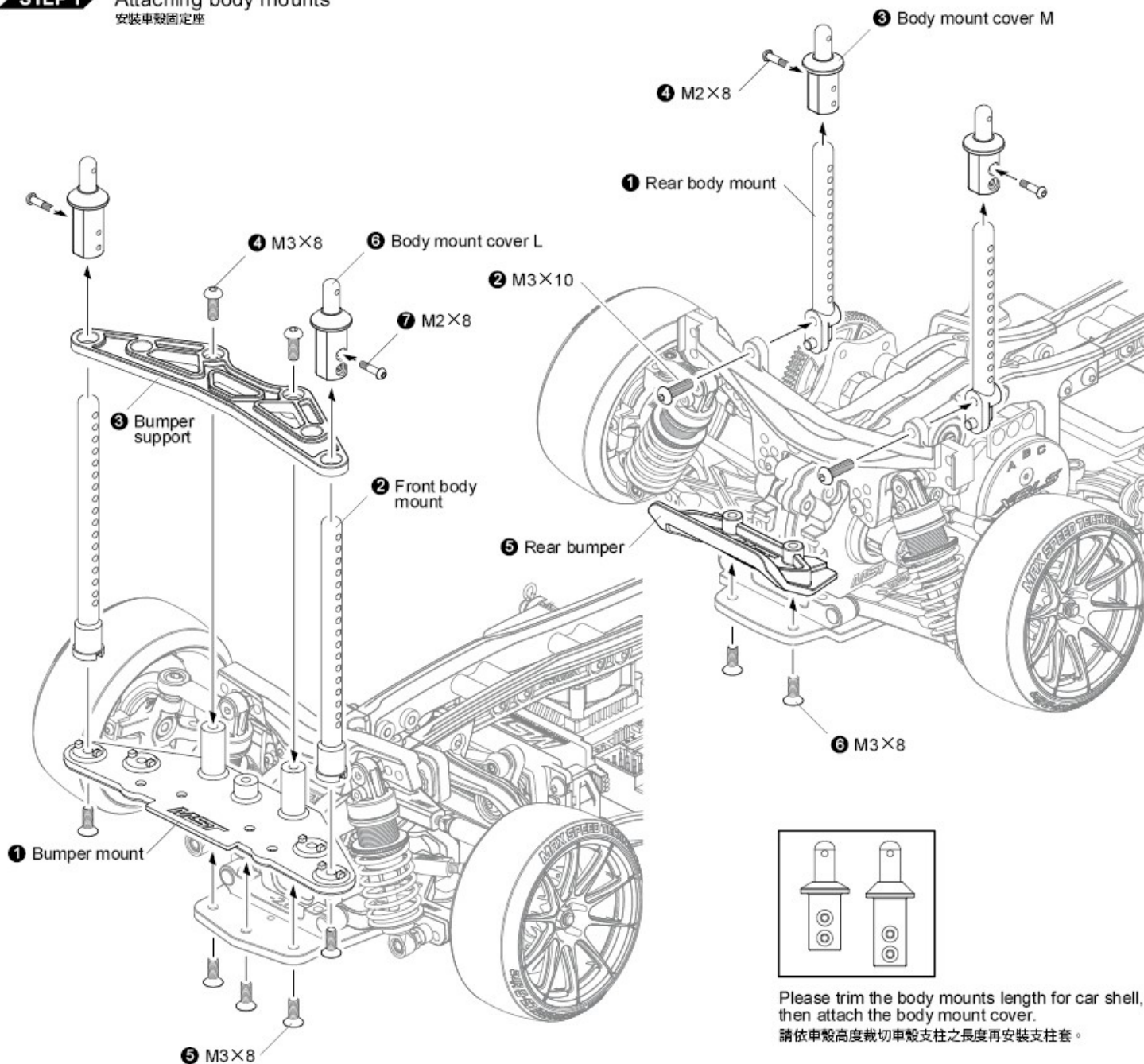
STEP 1 Attaching wheels  
安裝輪胎



※ NOT including.  
Please refer to MST website for the  
wheel & tire types.  
胎框組須另購，詳情請見官網。  
[ www.rc-mst.com ]






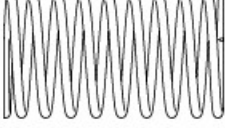
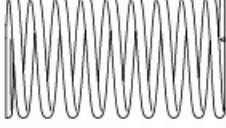












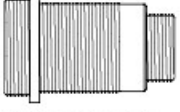












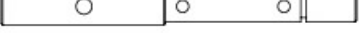













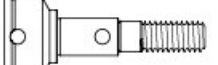









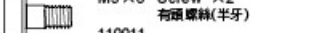
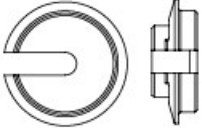
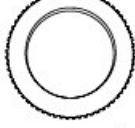







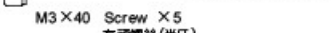












STEP 1 Attaching body mounts  
安裝車殼固定座



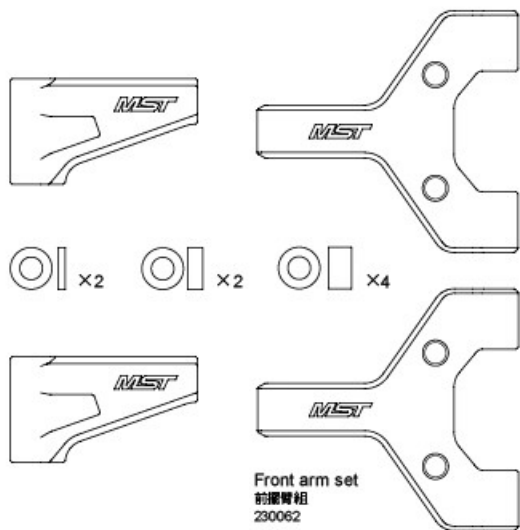
Please trim the body mounts length for car shell, then attach the body mount cover.  
請依車殼高度裁切車殼支柱之長度再安裝支柱套。

# PARTS

	M2×4 Screw ×8 圓頭螺絲 110004		2.6×5.8×0.6 Spacer ×1 墊片 110080		4.8 Ball connector ×7 外六角球頭 210161		E-clip 2.5 ×2 E形扣 110079		Steel ball 3.0 ×12 鋼珠 3.0 110020		Hard coil spring 31mm ×2 (gold) 硬避震彈簧 31mm (金) 820103-3		Soft coil spring 31mm ×2 (purple-red) 軟避震彈簧 31mm (紫紅) 820104-3
	M2×8 Screw ×2 圓頭螺絲 110063		3×6×0.5 Spacer ×12 墊片 110047		4.8 Ball connector L ×2 外六角球頭 (長) 210344		E-clip 3.0 ×2 E形扣 110070		Diff. spring ×1 差速彈簧 310032		1.5×7.8 Shaft ×3 插銷 110059		2×9.8 Shaft ×8 插銷 110017
	M2×8 Screw ×4 圓頭螺絲 (半牙) 110045		3×8×0.5 Spacer ×1 墊片 110048		4.8×4.5 Ball connector ×9 球頭螺絲 310001		2×22 Shaft ×2 插銷 310047		2×28 Shaft ×2 插銷 310103		Damper cylinder ×4 避震筒身 210071		Piston rod ×4 避震軸心 310008
	M2.5×5 Screw ×1 圓頭螺絲 110102		5×7×0.1 Spacer ×2 墊片 820018		5.8×4 Ball connector (L) ×4 球頭螺絲 (長) 210491		2.5×46 Arm shaft ×4 擺臂插銷 310048		Suspension mount spacer 0.5mm ×2 擺臂座墊片 0.5mm 820053		Wheel hub spacer 1.0 ×2 軸座墊片 1.0 820049		Cross joint ×2 連接軸 820030
	M3×6 Screw ×4 圓頭螺絲 110001		5×7×0.3 Spacer ×2 墊片 820020		M3×20 Steel tumbuckle ×2 鋼製可調拉桿 810002		Bevel gear shaft ×1 傘齒軸 310104		Main shaft ×1 主齒軸 310105		Oil seal ×4 避震器油室 130004		Damper O-ring P3 ×4 避震器O環 130001
	M3×8 Screw ×30 圓頭螺絲 110002		10×12×0.3 Spacer ×1 墊片 820024		M3×25 Steel tumbuckle ×2 鋼製可調拉桿 810003		R-clip 5.0 ×10 R射 5.0 820075BK		Steel CVD universal shaft 48 ×2 鋼製CVD傳動軸 48 820007		Rod guide ×4 避震器下蓋墊片 210082BK		M3×4 screw ×4 沉頭螺絲 110099
	M3×10 Screw ×12 圓頭螺絲 110026		2.5×6 Thrust bearing ×1 止推培林 120008		M3×40 Steel tumbuckle ×2 鋼製可調拉桿 810015		2WD Axle ×2 二驅軸 820095		Wheel axle ×2 萬向接杆 310006		Rod guide cap ×4 避震器上蓋 210057		Piston ×4 避震活塞 210082
	M3×14 Screw ×4 圓頭螺絲 110061		3×6×2.5 Bearing ×4 軸承 120024		M3×30 Screw ×1 有頭螺絲 (半牙) 110100						Damper adjuster ×4 避震器拉桿 820079		10.8×0.9 O-ring ×4 O環 130082
	M3×16 Screw ×2 圓頭螺絲 110086		5×8×2.5 Bearing ×2 軸承 120017		M3×40 Steel tumbuckle ×2 鋼製可調拉桿 810015						Damper retainer ×4 避震器彈簧座 820079		Spring retainer (red) ×4 避震器調整環 (紅) 310053R
	2.6×10 Screw ×1 自攻圓頭螺絲 110025		5×8 Ball bearing ×8 培林 120003		M3×6 Screw ×2 有頭螺絲 (半牙) 110011						Rod guide ×4 避震器下蓋 210057		E-clip ×10 E形扣 110013
	M3×8 Screw ×25 沉頭螺絲 110005		4×10 Ball bearing ×1 培林 120018		M3×40 Screw ×5 有頭螺絲 (半牙) 110091						Damper O-ring ×4 避震器下蓋墊片 210082BK		
	M3×10 Screw ×10 沉頭螺絲 110052		5×10 Ball bearing ×1 培林 120002										
	M3×12 Screw ×2 沉頭螺絲 110043		5×11 Ball bearing ×2 培林 120011										
	M3×20 Screw ×2 沉頭螺絲 110101		8×12 Ball bearing ×2 培林 120019										
	M3×3 Screw ×2 止付螺絲 110035		10×15 Ball bearing ×4 培林 120001										
	M3×12 Screw ×1 止付螺絲 110056												



# PARTS



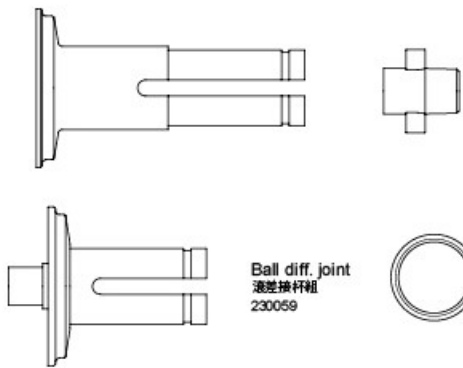
Front arm set  
前擺臂組  
230062



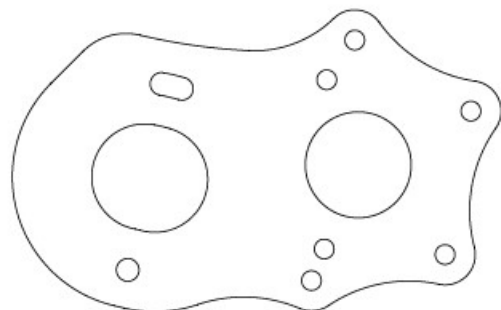
Bevel gear 16T ×2  
傘齒 16T  
310064



Front wheel hubs  
前輪座組  
230066



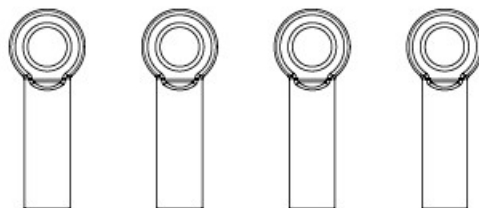
Ball diff. joint  
滾差球桿組  
230059



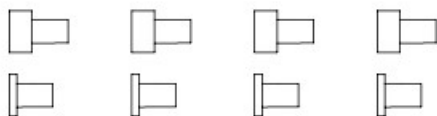
Alum. motor mount (red)  
鋁合金馬達座 (紅)  
310101R



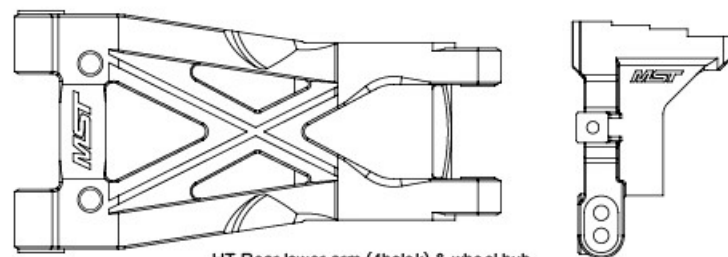
Rear bumper ×1  
後防塵板  
210379



5.8×26 Reinforced adjuster set  
強化拉桿調節組  
210031



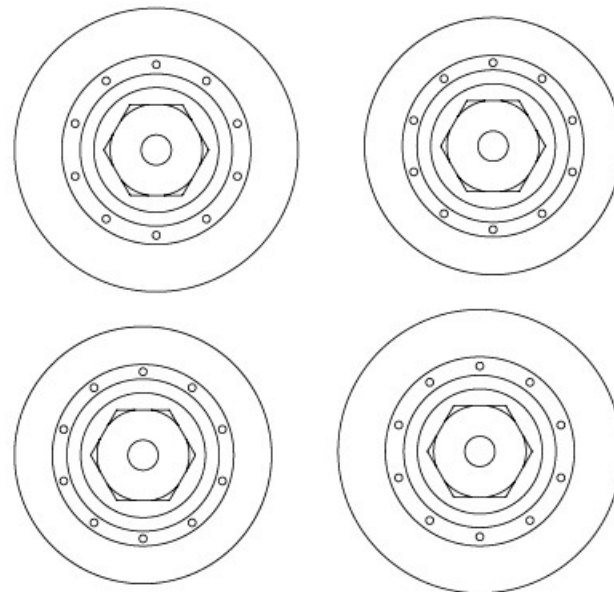
Shaft bush & spacer set (white)  
襯套墊片組 (白)  
210063(W)



HT Rear lower arm (4hole) & wheel hub  
HT 後下擺臂 (4孔) & 輪座  
210070

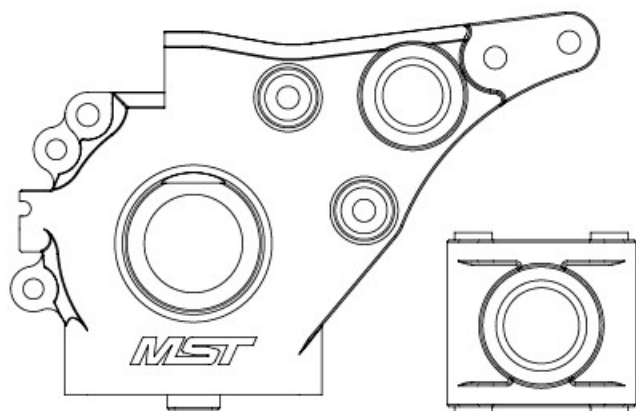


Enlarged brake calipers (red)  
加大剎車卡鉗 (紅)  
210510CR

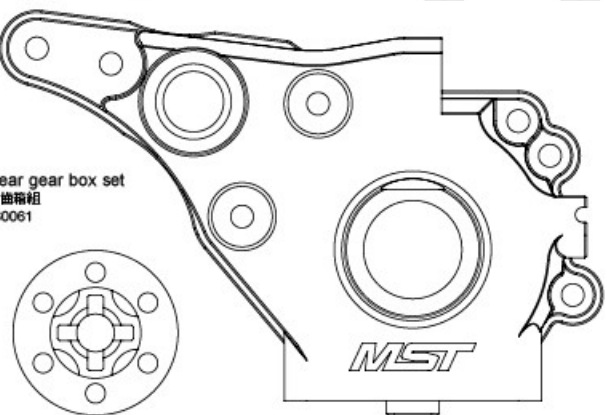


Wheel hubs w/disc shape (large) with sticker  
碟型六角輪座組 (加大型) 附貼紙  
230041

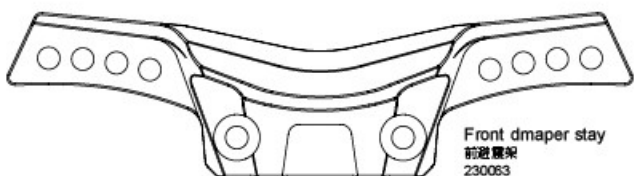
# PARTS



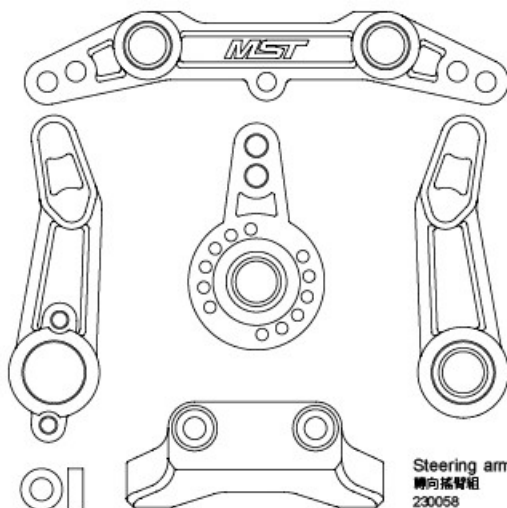
Rear gear box set  
後齒箱組  
230061



4.8 Rod ends set (M/S) × 2  
4.8 拉桿頭組 (M/S)  
230067

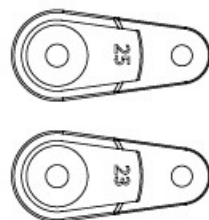
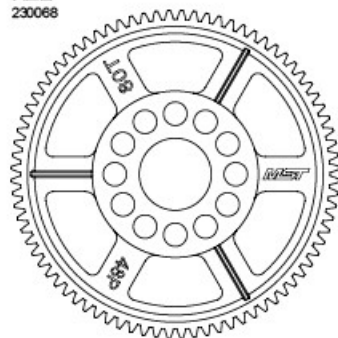


Front damper stay  
前避震架  
230063

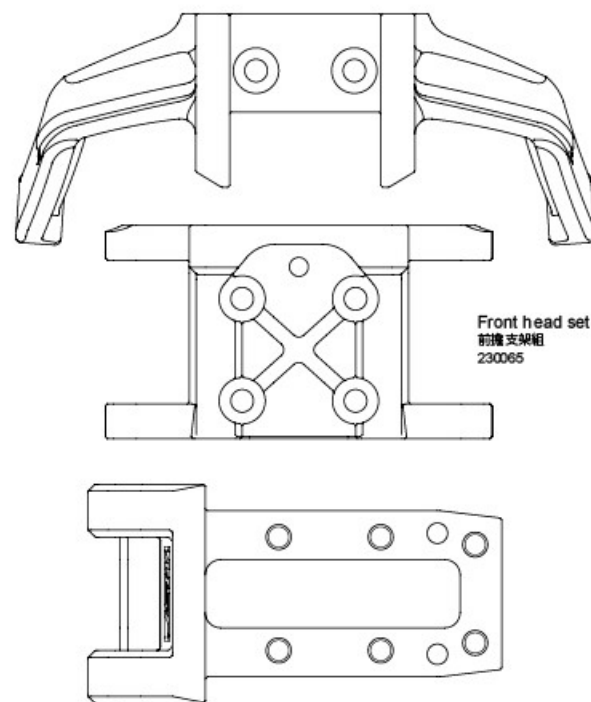


Steering arm set  
轉向搖臂組  
230058

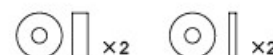
Spur gear 48P 80T  
大直齒  
230068



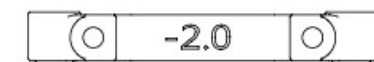
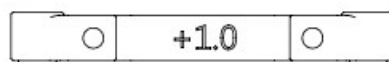
Servo horn set (23T/25T)  
伺服機舵片組 (23T/25T)  
210032



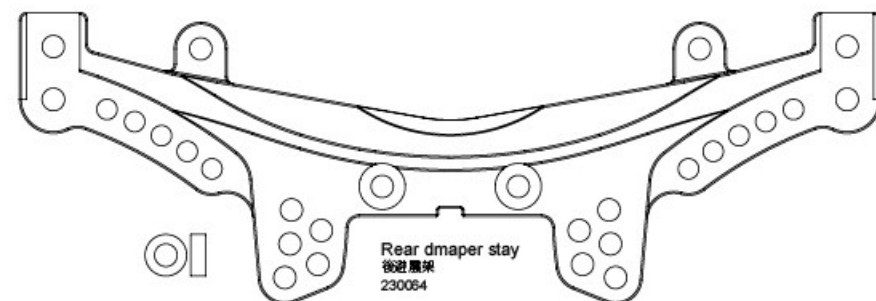
Front head set  
前橋支架組  
230065



Shaft bush & spacer set  
襯套墊片組  
230070

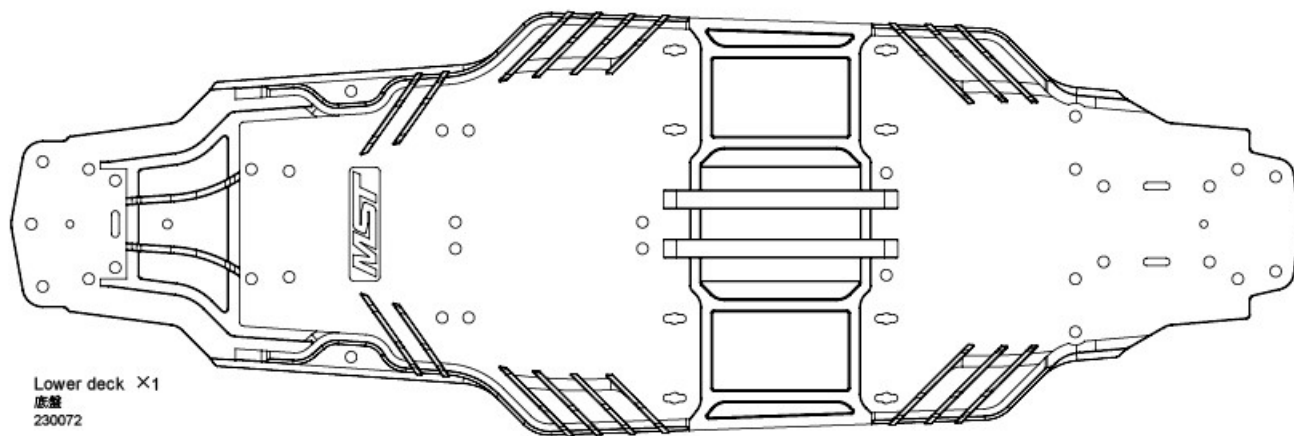


Suspension mount set (+1.0 / -2.0)  
下擺臂座組 (+1.0 / -2.0)  
230069

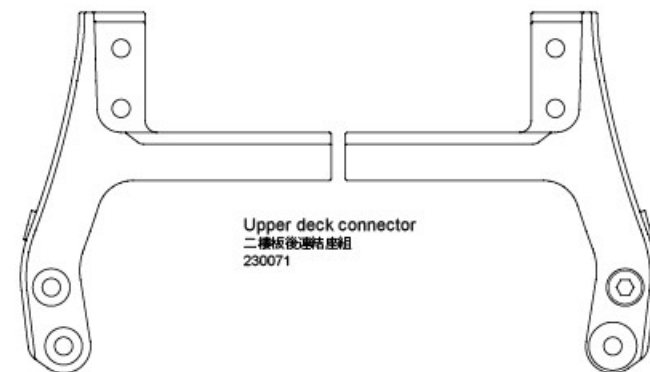


Rear damper stay  
後避震架  
230064

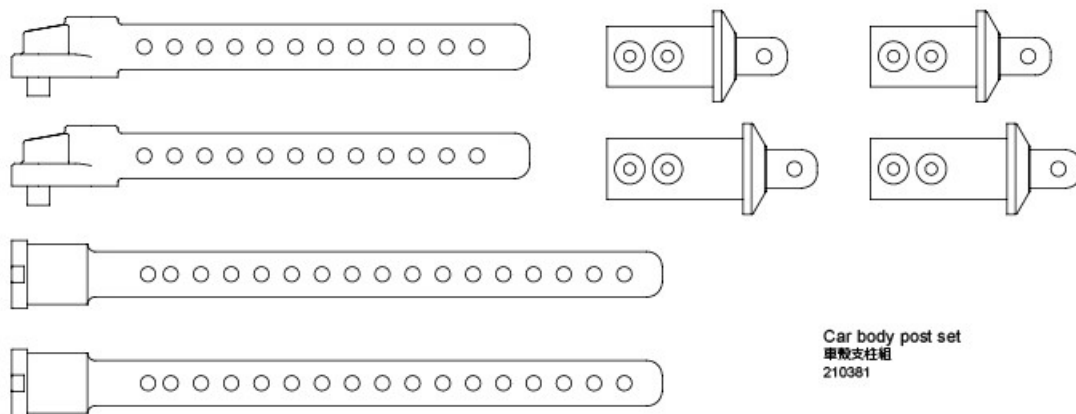
# PARTS



Lower deck ×1  
底盤  
230072

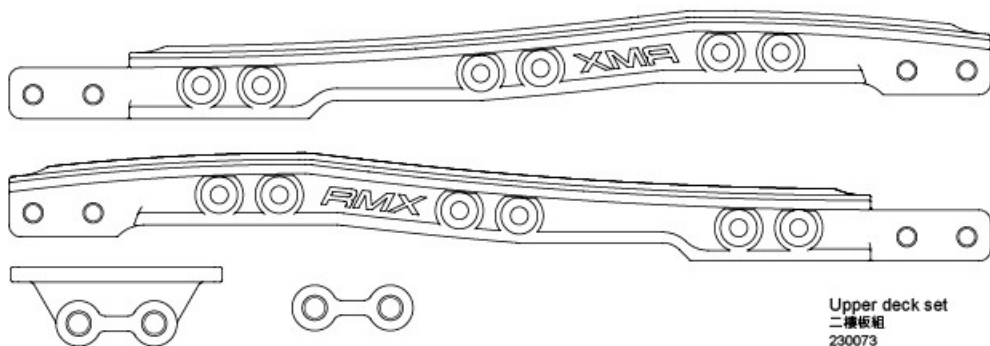



Upper deck connector  
二樓板後邊結座組  
230071



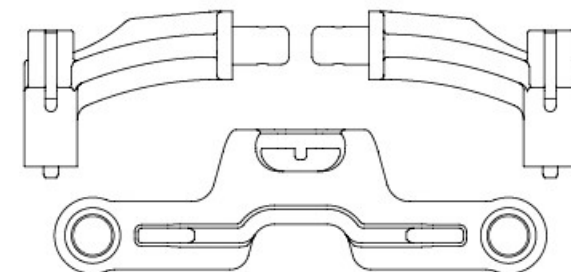
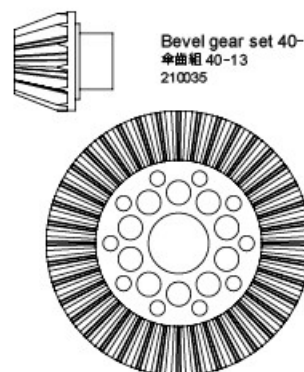
Car body post set  
車殼支柱組  
210381

Wide balancing umper  
寬型配置防撞板  
210378



Upper deck set  
二樓板組  
230073

Bevel gear set 40-13  
傘齒組 40-13  
210035



Battery holder set  
電池座組  
230060

## PARTS CODE

110001	Round head screw M3×6 (10)	110099	Countersunk screw M3×4 (10)	210071	Damper cylinder (2)	310006	Wheel axle (2)
110002	Round head screw M3×8 (10)	110100	Cap screw M3×30 (6)	210082	Piston spacer set	310008	Piston rod (4)
110004	Round head screw M2×4 (6)	110101	Countersunk screw M3×20 (6)	210161	Ball connector nut 4.8 (4)	310032	Diff. screw & spring set
110005	Countersunk screw M3×8 (10)	110102	Round head screw M2.5×5 (6)	210344	Ball connector nut L 4.8 (4)	310033	Diff. plate (2)
110011	Cap screw M3×6 (6)	120001	Ball bearing 10×15 (4)	210378	Wide balancing bumper	310047	Arm shaft 2.0×22 (2)
110013	E-clip 2.0 (10)	120002	Ball bearing 5×10 (4)	210379	Rear bumper	310048	Arm shaft 2.5×46 (4)
110015	Flange nut M4 (4)	120003	Ball bearing 5×8 (4)	210381	Car body post set	310053R	Spring retainer (red) (2)
110017	Shaft 2×9.8 (10)	120008	Thrust bearing 2.5×6	210491	Ball connector L 5.8×4 (4)	310064	Bevel gear 16T (2)
110020	Steel ball 3.0 (13)	120011	Ball bearing 5×11 (4)	210510CR	Enlarged brake calipers (red) (4)	310101R	Alum. motor mount (red)
110025	Tapping round head screw 2.6×10 (6)	120017	Bearing 5×8 (4)	220013	Mineral oil #15	310103	Arm shaft 2×28 (2)
110026	Round head screw M3×10 (10)	120018	Ball bearing 4×10×4 (2)	230041	Wheel hubs w/disc shape (large)	310104	Quick-release bevel gear arbor
110035	Set screw M3×3 (6)	120019	Ball bearing 8×12 (2)	230058	Steering arm set	310105	Main shaft
110043	Countersunk screw M3×12 (10)	120024	Bearing 3×6×2.5 (4)	230059	Ball diff. joint	810002	Steel reinforced turnbuckle 3×20 (2)
110045	Round head screw M2×8 (partial thread) (6)	130001	Damper O-ring P3 (red) (10)	230060	Battery mount	810003	Steel reinforced turnbuckle 3×25 (2)
110047	Spacer 3×6×0.5 (8)	130004	Oil seal (4)	230061	Rear gear box set	810015	Steel reinforced turnbuckle 3×40 (2)
110048	Spacer 3×8×0.5 (8)	130006	Double sided tape (5)	230062	Front arm set	820007	Steel CVD great angle universal shaft 48 (2)
110052	Countersunk screw M3×10 (10)	130008	Black grease	230063	Front damper stay	820018	Spacer 5×7×0.1 (8)
110053	Cap screw M2.5×30 (2)	130032	Damper cap O-ring (10)	230064	Rear damper stay	820020	Spacer 5×7×0.3 (8)
110056	Set screw M3×12 (6)	130034	Sponge 20×80×1 (4)	230065	Front head set	820024	Spacer 10×12×0.3 (8)
110059	Shaft 1.5×7.8 (8)	130035	L Wrench set (1.5 & 2.0 & 2.5)	230066	Front wheel hubs	820030	Cross joint (2)
110061	Round head screw M3×14 (6)	130036	Tools	230067	4.8 Rod ends set (M/S)	820063	Suspension mount spacer 0.5mm (4)
110063	Round head screw M2×8 (6)	130040	Ball diff. grease	230068	Spur gear 48P-80T	820049	Wheel hub spacer 1.0 (4)
110067	Set screw M2.5×2.5 (6)	210031	Reinforced adjuster set 5.8×26	230069	Suspension mount set (+1.0/-2.0)	820075BK	R-clip 5.0 (black) (10)
110070	E-clip 3.0 (10)	210032	Servo horn set (23T/25T)	230070	Shaft bush & spacer set	820079	Damper plastic maintenance set (2)
110079	E-clip 2.5 (10)	210035	Bevel gear set 40-13	230071	Upper deck connector	820095	AKM 2WD axle (2)
110080	Spacer 2.6×5.8×0.6 (8)	210057	Damper cap set	230072	Lower deck	820103-3	31mm Hard coil spring (soft) (2)
110086	Round head screw M3×16 (6)	210063W	Shaft bush & spacer set (white)	230073	Upper deck set	820104-3	31mm Soft coil spring (soft) (2)
110091	Cap screw M3×40 (6)	210070	HT Rear lower arm (4 holes) & wheel hub	310001	Ball connector 4.8×4.5 (5)		

## 部品編號

110001	六角半圓頭螺絲 M3×6 (10)	110099	六角沉頭螺絲 M3×4 (10)	210071	避震器筒身 (2)	310006	萬向接杯 (2)
110002	六角半圓頭螺絲 M3×8 (10)	110100	六角有頭螺絲 M3×30 (半牙) (6)	210082	避震器活塞墊片組	310008	避震軸心 (4)
110004	六角半圓頭螺絲 M2×4 (6)	110101	六角沉頭螺絲 M3×20 (6)	210161	球頭螺帽 4.8 (4)	310032	滾差彈簧螺絲組
110005	六角沉頭螺絲 M3×8 (10)	110102	六角半圓頭螺絲 M2.5×5 (6)	210344	球頭螺帽 L 4.8 (4)	310033	滾差壓板 (2)
110011	六角有頭螺絲 M3×6 (半牙) (6)	120001	培林 10×15 (4)	210378	寬形配重防撞板	310047	擺臂插銷 2.0×22 (2)
110013	E扣 2.0 (10)	120002	培林 5×10 (4)	210379	後防撞板	310048	擺臂插銷 2.5×46 (4)
110015	凸緣螺帽 M4 (4)	120003	培林 5×8 (4)	210381	車殼支柱組	310053R	避震器調整環 (紅) (2)
110017	插銷 2×9.8 (10)	120008	止推培林 2.5×6	210491	球頭螺絲 L 5.8×4 (4)	310064	半齒 16T (2)
110020	差速鋼珠 3.0 (13)	120011	培林 5×11 (4)	210510CR	加大煞車卡鉗 (紅) (4)	310101R	鋁合金馬達座 (紅)
110025	自攻六角半圓頭螺絲 2.6×10 (6)	120017	軸承 5×8 (4)	220013	礦物油 #15	310103	擺臂插銷 2×28 (2)
110026	六角半圓頭螺絲 M3×10 (10)	120018	培林 4×10×4 (2)	230041	碟型六角輪座組 (加大型)	310104	快拆齒軸
110035	六角止付螺絲 M3×3 (6)	120019	培林 8×12 (2)	230058	轉向搖臂組	310105	主齒軸
110043	六角沉頭螺絲 M3×12 (10)	120024	軸承 3×6×2.5 (4)	230059	滾差接杯組	810002	鋼製強化可調拉桿 3×20 (2)
110045	六角半圓頭螺絲 M2×8 (半牙) (6)	130001	阻尼器 O 環 P3 (紅) (10)	230060	電池座組	810003	鋼製強化可調拉桿 3×25 (2)
110047	墊片 3×6×0.5 (8)	130004	避震氣室 (4)	230061	後齒箱組	810015	鋼製強化可調拉桿 3×40 (2)
110048	墊片 3×8×0.5 (8)	130006	泡棉雙面膠 (5)	230062	前擺臂組	820007	鋼製大角度 CVD 傳動軸 48 (2)
110052	六角沉頭螺絲 M3×10 (10)	130008	黑色油膏	230063	前避震架	820018	墊片 5×7×0.1 (8)
110053	六角有頭螺絲 M2.5×30 (半牙) (2)	130032	避震上蓋 O 環 (10)	230064	後避震架	820020	墊片 5×7×0.3 (8)
110056	六角止付螺絲 M3×12 (6)	130034	吸震泡棉 20×80×1 (4)	230065	前擔支架組	820024	墊片 10×12×0.3 (8)
110059	插銷 1.5×7.8 (8)	130035	L 板手組 (1.5 & 2.0 & 2.5)	230066	前輪座組	820030	連接軸 (2)
110061	六角半圓頭螺絲 M3×14 (6)	130036	工具包	230067	4.8 拉桿頭組 (M/S)	820063	擺臂座墊片 0.5mm (4)
110063	六角半圓頭螺絲 M2×8 (6)	130040	滾珠差速油	230068	大齒盤 48P-80T	820049	輪座墊片 1.0 (4)
110067	六角止付螺絲 M2.5×2.5 (6)	210031	強化拉桿頭組 5.8×26	230069	下擺臂座組 (+1.0/-2.0)	820075BK	R 銷 5.0 (黑) (10)
110070	E扣 3.0 (10)	210032	伺服機舵片組 (23T/25T)	230070	襯套墊片組	820079	避震膠件包 (2)
110079	E扣 2.5 (10)	210035	傘齒組 40-13	230071	二樓板後連結座組	820095	AKM 二驅輪軸 (2)
110080	墊片 2.6×5.8×0.6 (8)	210057	避震器上下蓋組	230072	底座	820103-3	31mm 硬避震彈簧 (軟) (2)
110086	六角半圓頭螺絲 M3×16 (6)	210063W	襯套墊片組 (白)	230073	二樓板組	820104-3	31mm 軟避震彈簧 (軟) (2)
110091	六角有頭螺絲 M3×40 (半牙) (6)	210070	HT 後下擺臂 (4孔) & 輪座	310001	內六角公球頭 4.8×4.5 (5)		

026152-4