

SETUPSHEET

VER:2908-1 **MTX7R**

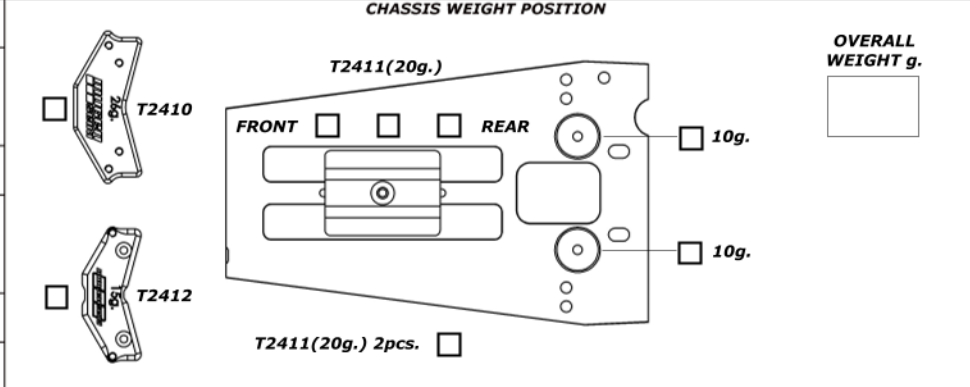
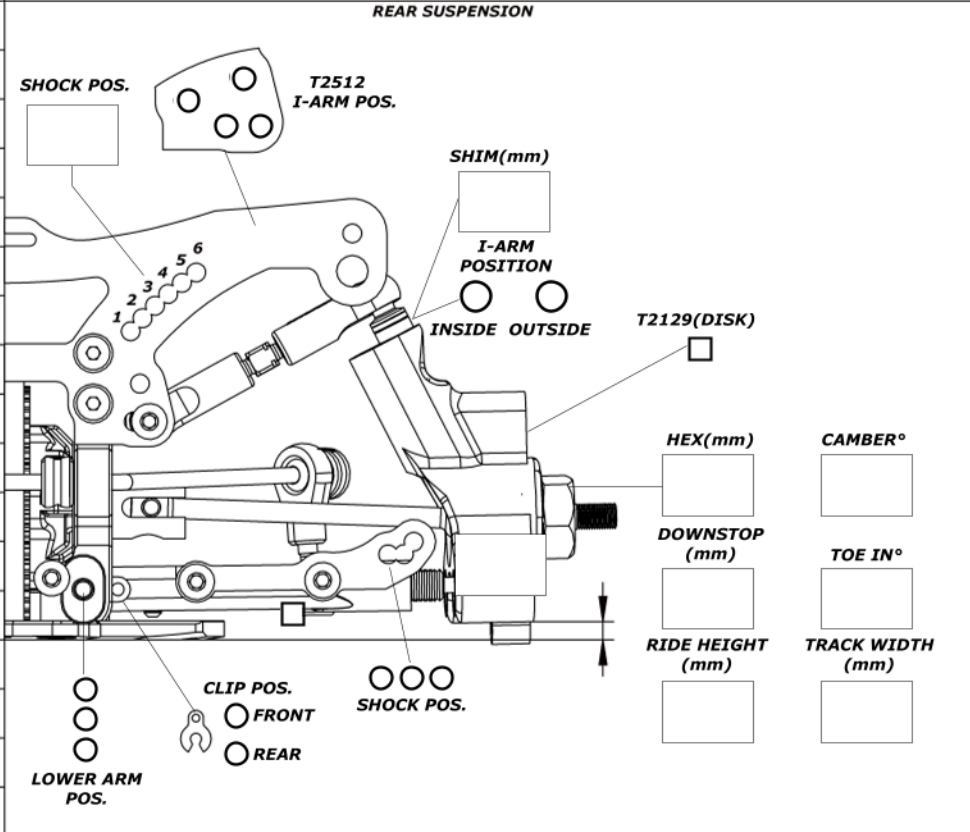
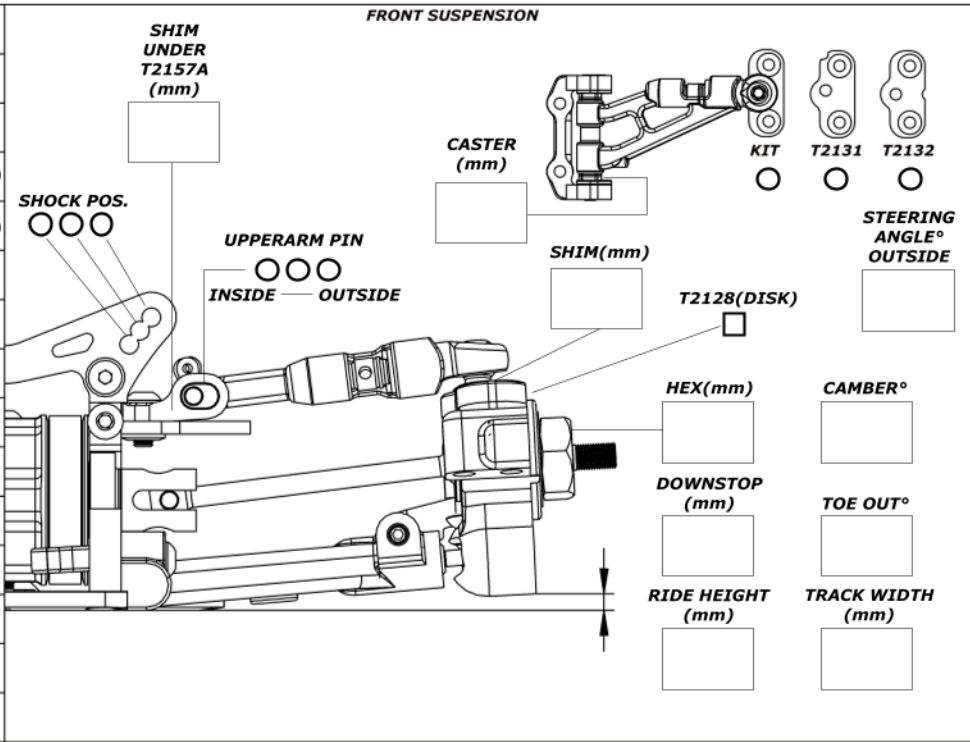
NAME:	DATE:
TRACK:	RACE:
LAYOUT:	TECHNICAL <input type="radio"/> MIXED <input type="radio"/> FAST <input type="radio"/>
TRACTION:	LOW <input type="radio"/> MEDIUM <input type="radio"/> HIGH <input type="radio"/>
TEMP°C:	AIR TRACK
ENGINE	
TYPE:	FUEL:
PIPE:	MANIFOLD:
TIRES	
BRAND:	SHORE F/R:
SIZE F/R:	ADDITIVE:
TRANSMISSION	
PINION:	SPUR:

FRONT DIFF <input type="radio"/> OIL CST:	OIL (qty.):	
T2242 <input type="radio"/> OIL CST:	OIL (qty.):	
REAR DIFF: OIL CST:	OIL (qty.):	
COMPOSITE GEAR:	FRONT <input type="checkbox"/> REAR <input type="checkbox"/>	
CLUTCH SETTING		
BELL #:	MAX. GAP BELL/SHOE:	
SHOE #:	BELL AXIAL PLAY:	
SPRING #:	SPRING PRE TENSION:	
FRONT	SHOCK 'S	REAR
PISTON:		
OIL:		
SPRING:		
LENGTH:		
FRONT	ANTI ROLL BAR	REAR

STEERING	
SERVOHORN LENGTH (mm):	
INSERT:	T2303N (8mm) <input type="radio"/> T2303J (9mm) <input type="radio"/>
POSITION SERVO SAVER: LONG <input type="radio"/> MEDIUM <input type="radio"/> SHORT <input type="radio"/>	
BUMPSTEER SHIM (mm):	SHORT <input type="radio"/> LONG <input type="radio"/>

CHASSIS STIFFENER	
ORIGINAL <input type="checkbox"/>	T2311 <input type="checkbox"/> T2236 <input type="checkbox"/>
BODYSHELL	
TYPE:	WING TYPE:
WING POSITION:	WING ENDPLATE <input type="checkbox"/>

WINDOW BODY LINE TO BODY POST HOLE (mm)



COMMENTS:

OVERALL WEIGHT g.