

# SETUPSHEET

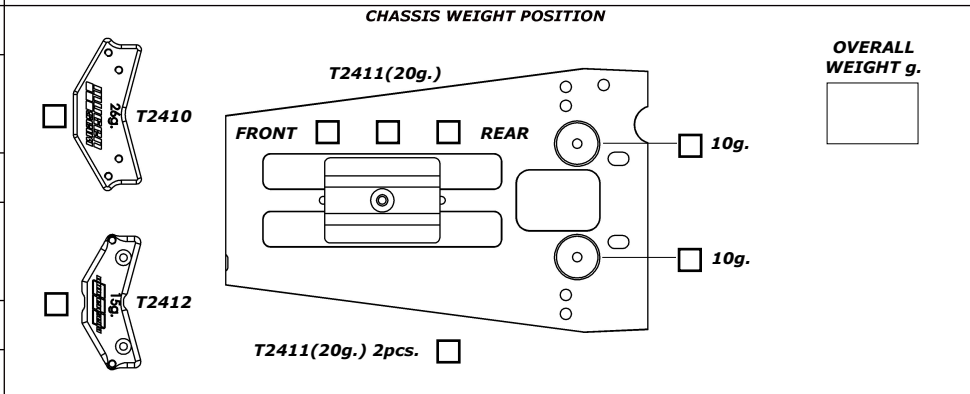
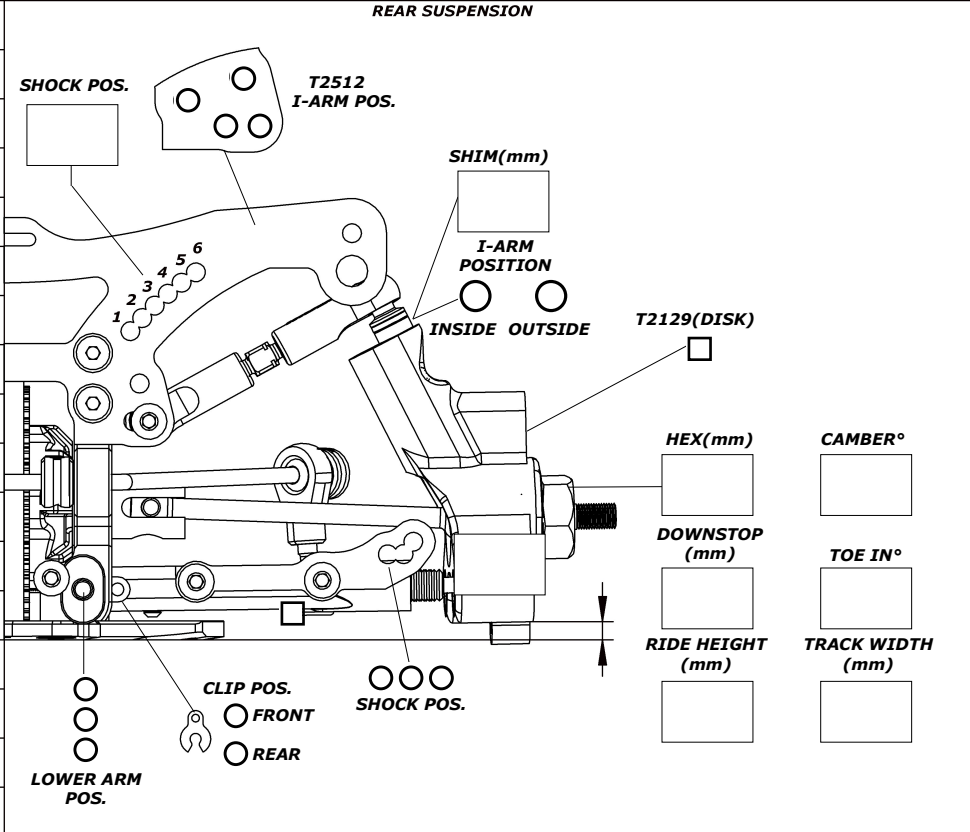
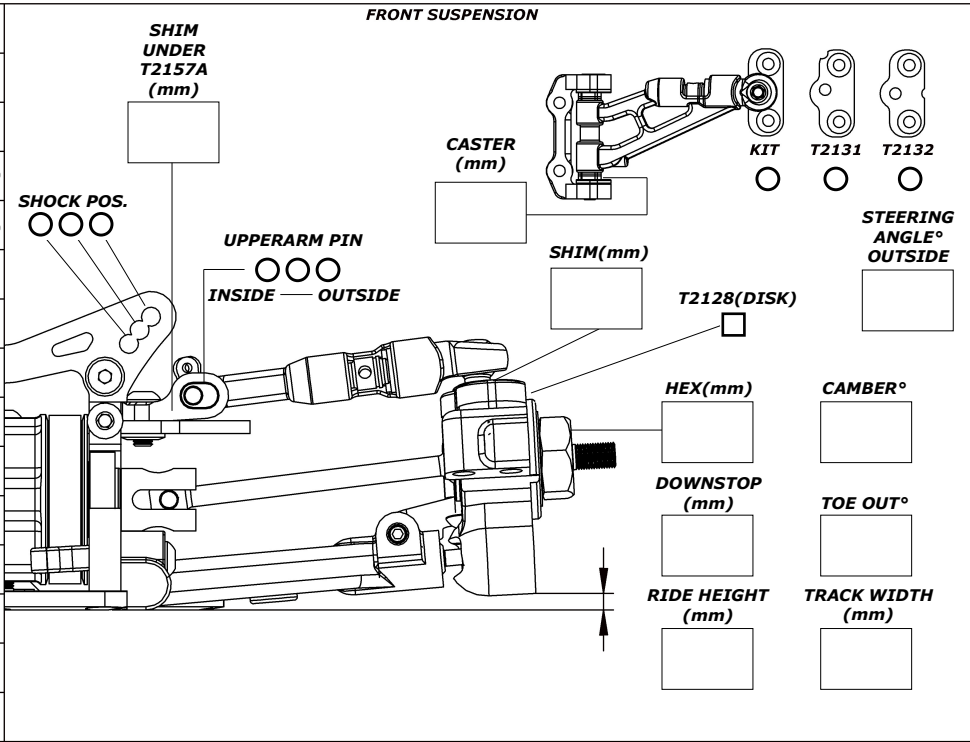
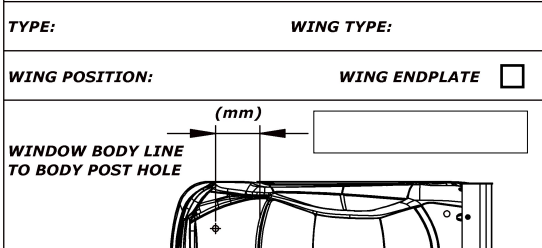
VER:2908-1 **MTX7R**

NAME:	DATE:
TRACK:	RACE:
LAYOUT:	TECHNICAL <input type="radio"/> MIXED <input type="radio"/> FAST <input type="radio"/>
TRACTION:	LOW <input type="radio"/> MEDIUM <input type="radio"/> HIGH <input type="radio"/>
TEMP°C:	AIR TRACK
ENGINE	
TYPE:	FUEL:
PIPE:	MANIFOLD:
TIRES	
BRAND:	SHORE F/R:
SIZE F/R:	ADDITIVE:
TRANSMISSION	
PINION:	SPUR:

FRONT DIFF <input type="radio"/> OIL CST:	OIL (qty.):
T2242 <input type="radio"/> OIL CST:	OIL (qty.):
REAR DIFF: OIL CST:	OIL (qty.):
COMPOSITE GEAR:	FRONT <input type="checkbox"/> REAR <input type="checkbox"/>
CLUTCH SETTING	
BELL #:	MAX. GAP BELL/SHOE:
SHOE #:	BELL AXIAL PLAY:
SPRING #:	SPRING PRE TENSION:
FRONT SHOCK 'S	REAR
PISTON:	
OIL:	
SPRING:	
LENGTH:	
FRONT ANTI ROLL BAR	REAR

STEERING	
SERVOHORN LENGTH (mm):	
INSERT:	T2303N (8mm) <input type="radio"/> T2303J (9mm) <input type="radio"/>
POSITION SERVO SAVER: LONG <input type="radio"/> MEDIUM <input type="radio"/> SHORT <input type="radio"/>	
BUMPSTEER SHIM (mm):	SHORT <input type="radio"/> LONG <input type="radio"/>
CHASSIS STIFFENER	
ORIGINAL <input type="checkbox"/>	T2311 <input type="checkbox"/> T2236 <input type="checkbox"/>
BODYSHELL	
TYPE:	WING TYPE:

WING POSITION:		WING ENDPLATE <input type="checkbox"/>
WINDOW BODY LINE TO BODY POST HOLE (mm)		



COMMENTS: