


# MTS-T3M

1/10 ELECTRONIC TOURING PRO KIT  
(MID MOTOR)  
INSTRUCTION MANUAL



RACE<sub>EFT</sub>

SMRC

# MTS-T3M

## Introduction:

1:10 Touring Car kit is a professional 1:10<sup>th</sup> 4 wheel drive car and should be built by aged 14 years or over or that they had experience building and operating R/C model cars before. This is not a toy intended for use by beginners or by children without any supervision of a knowledgeable adult. Please read the instruction manual carefully before building.

Race opt should not be liable for any loss, injury or damages, whether direct, indirect, special, incidental, consequential, arising from the use, misuse, abuse of this product or accessories required to operate this product.

## Warnings:

- ⊙ This product is not intended for those ages under 14 year without any adult supervision.
- ⊙ Assemble this kit only in places away from the reach of children.
- ⊙ Exercise car when using tools and sharp instrument and take care some parts that may have sharp edges when building.
- ⊙ Please do not touch any electronic equipment on the model such as motor and speed controller that having higher temperatures after the operation. Otherwise, it may burn yourself seriously by touching them. Better to allow 10~15 minutes to let any electronic equipment cool down.
- ⊙ Please complete a successful pre-run check of your radio equipment and model before the run. Make sure to keep the wheels of the model off the ground when checking the operation of the radio equipment.
- ⊙ When on the model, please always turn on the transmitter before turn on the receiver in the car. When off the model, please always turn off the receiver before turn off the transmitter. Otherwise, the model may become uncontrollable and cause serious damage.
- ⊙ Disconnect the battery pack before storing your model.
- ⊙ Do not get overcharge for the battery or leave battery unattended while charging. Never let children charge the battery without adult supervision.
- ⊙ Do not operate it on public places, roads or areas where its operation can conflict with or disrupt pedestrian or vehicular traffic.
- ⊙ Do not use your model as shown below:

In places where children and people gather	In rain, wind snow or darkness condition
In areas where loud noises can disturb others	At anytime your line of sight to the model may be obstructed or impaired in any way

# MTS-T3M

## Electrical Precautions:

- ⊙ Please do not allow any metal part to short circuit the battery or any electronic part using inside the car kit.
- ⊙ Never put batteries into fire.
- ⊙ Use the recommended charger for the transmitter battery and battery for electronic speed control. Please follow the charging instructions carefully. Please do not over charge the battery or choose the wrong charging mode. It becomes dangerous that causes the explosion and lead to the fire. If battery becomes extremely hot during the charging, please seek the advice from or get replacement from the corresponding battery supplier.
- ⊙ Please unplug charger when not in use.
- ⊙ When not using RC model, please always disconnect and remove the battery.
- ⊙ Low battery may result in loss of control. Please stop running the car at once when you find its speed start to slow down.
- ⊙ After use the battery, the battery remains heat and please recharges it after the battery is cool down.
- ⊙ Never use damaged wires that are dangerous and cause short circuits and may lead to the fire.

## Other Equipment Needed (not included):

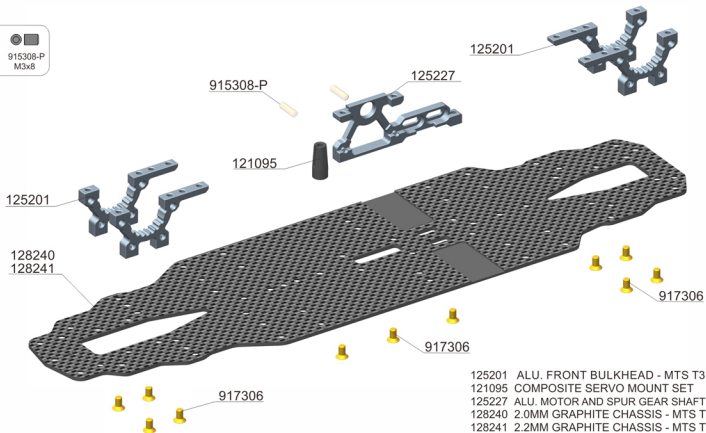
Radio transmitter & receiver	Battery for transmitter
Electronic speed control	Steering Servo
540 Type brushes or brushless motor	Pinion Gear (48pitch/64pitch)
190mm body shell	7.4V Nimh or Lipo Battery
Touring Car Tire set	Battery charger

## Tools Needed (not included):

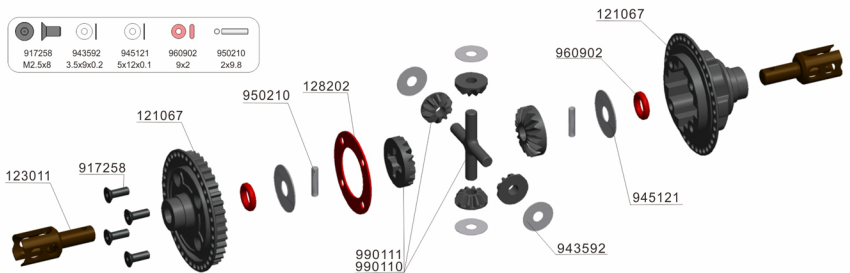

1.5mm, 2.0mm, 2.5mm allen wrench	5.0mm, 5.5mm, 7.0mm hex socket wrench
Modelers craft knife	Turnbuckle wrench
Calipers/Ruler	Camber gauge
Instant glue/Thread lock glue	Shock and Diff Oil
Thrust, Diff and Joint grease	Paint for body shell

Notes: All replacement parts can be found from [www.race-opt.com/www.sn-rc.com](http://www.race-opt.com/www.sn-rc.com) and can be purchased from local hobby shop. If any further information needed, please email to [enquiry@rc-explorer.com](mailto:enquiry@rc-explorer.com).

# MTS-T3M

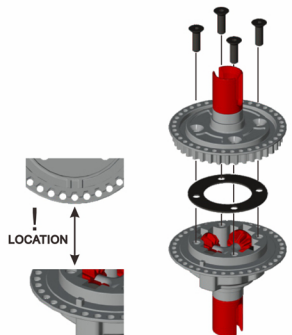
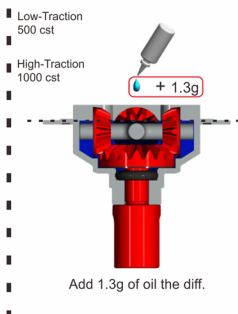


- 125201 ALU. FRONT BULKHEAD - MTS T3
- 121095 COMPOSITE SERVO MOUNT SET
- 125227 ALU. MOTOR AND SPUR GEAR SHAFT MOUNT - MTS T3M
- 128240 2.0MM GRAPHITE CHASSIS - MTS T3M
- 128241 2.2MM GRAPHITE CHASSIS - MTS T3M



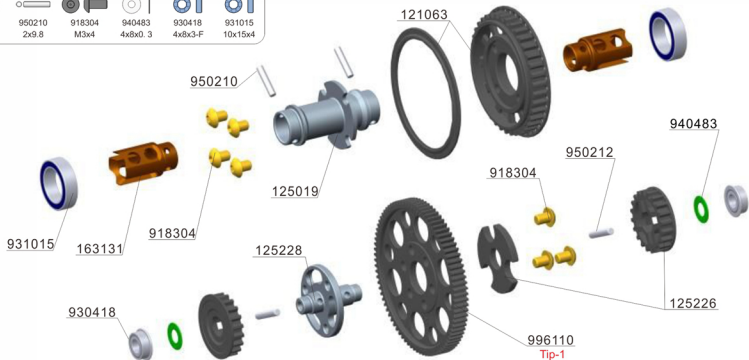
- 990110 PLANETARY GEAR SET-PLASTIC
- 990111 PLANETARY GEAR SET-HARD COATED
- 123011 UNIVERSAL CVD DRIVE SHAFT - SPRING STEEL10x3.6 S2

- 121067 COMPOSITE GEAR DIFF. CASE & COVE
- 128202 DIFF GASKET26MM





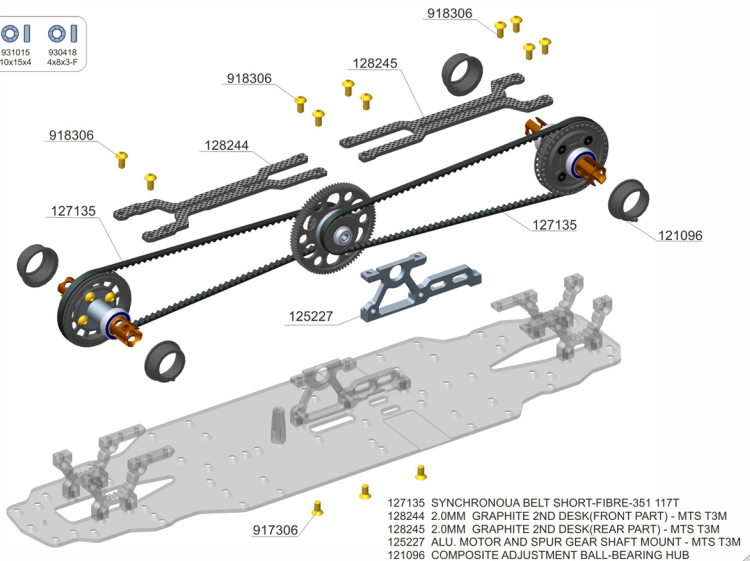
# MTS-T3M



- 996110 SPUR GEAR 110T / 64P
- 125019 FRONT SOLID AXLE
- 121063 TIMING BELT PULLEY 38T
- 125226 20T FIXED PULLEY (NARROW) - MTS T3M
- 125228 ALU. SOLID LAYSHAFT (NARROW)4.0 - MTS T3M
- 163131 FRONT SOLID AXLE SPOOL OUTDRIVE-SPRING STEEL10\*7.5\*3.1 S2

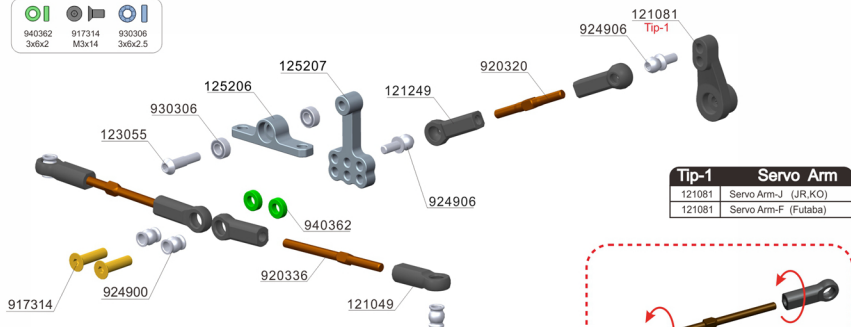
Tip-1

48P		64P	
994084	SPUR GEAR 84T/48P	996110	SPUR GEAR 110T/64P
994084-WH	SPUR GEAR 84T/48P	996110-WH	SPUR GEAR 116T/64P
994087	SPUR GEAR 84T/48P	996116	SPUR GEAR 110T/64P
994087-WH	SPUR GEAR 87T/48P	996116-WH	SPUR GEAR 116T/64P

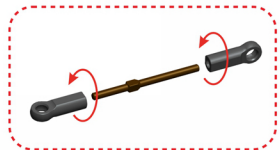


- 127135 SYNCHRONOUS BELT SHORT-FIBRE-351 117T
- 128244 2.0MM GRAPHITE 2ND DESK(FRONT PART) - MTS T3M
- 128245 2.0MM GRAPHITE 2ND DESK(REAR PART) - MTS T3M
- 125227 ALU. MOTOR AND SPUR GEAR SHAFT MOUNT - MTS T3M
- 121096 COMPOSITE ADJUSTMENT BALL-BEARING HUB

# MTS-T3M

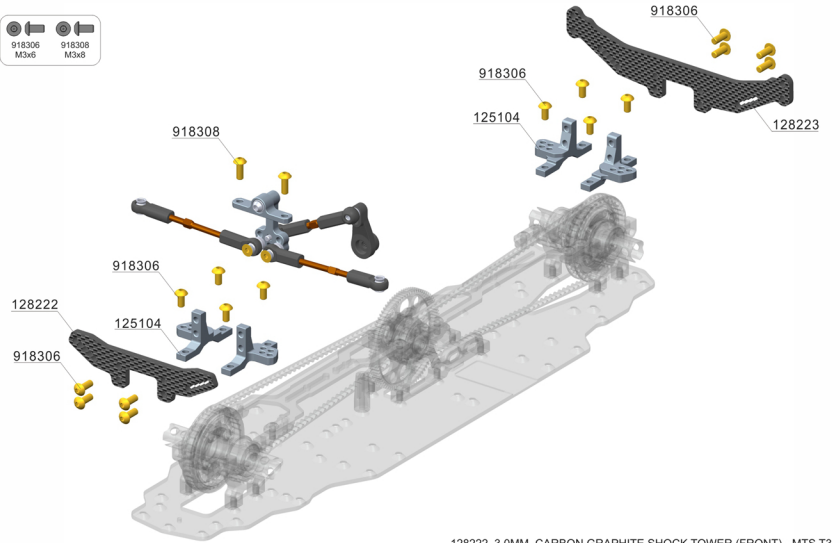


Tip-1 Servo Arm	
121081	Servo Arm-J (JR,KO)
121081	Servo Arm-F (Futaba)




- 123055 SPRING STEEL STEERING SHAFT - MTS T3
- 125206 ALU. STEERING MOUNT HOLDER - MTS T3
- 125207 ALU. STEERING PLATE - MTS T3
- 121249 COMPOSITE BALL JOINT 4.9MM - CLOSED WITH HOLE
- 121081 COMPOSITE SERVO HORN
- 121049 COMPOSITE BALL JOINT 4.9MM - OPEN

- 920320 ADJ. TURNBUCKLE L/R 20 MM - SPRING STEEL(2)
- 924900 PIVOT BALL 4.9x6mm DOUBLE BEVEL SHOULDERS
- 920336 ADJ. TURNBUCKLE L/R 36mm - SPRING STEEL
- 930306 BALL-BEARING 3x6x2.5
- 924906 BALL END 4.9mm WITH THREAD 6mm H2.0

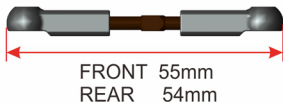
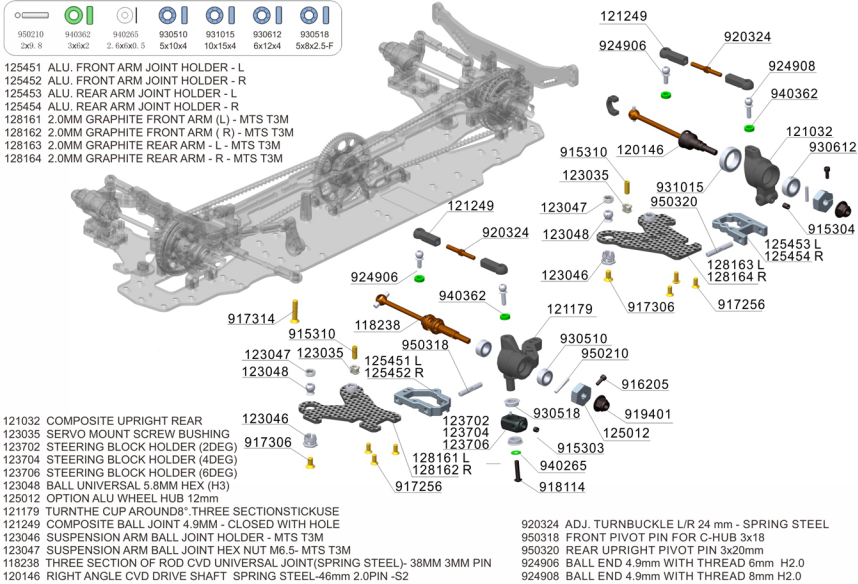


- 128222 3.0MM CARBON GRAPHITE SHOCK TOWER (FRONT) - MTS T3
- 128223 3.0MM CARBON GRAPHITE SHOCK TOWER (REAR) - MTS T3
- 125104 REAR BEARING SLEEVE CLAMP (L+R, FF-V3)

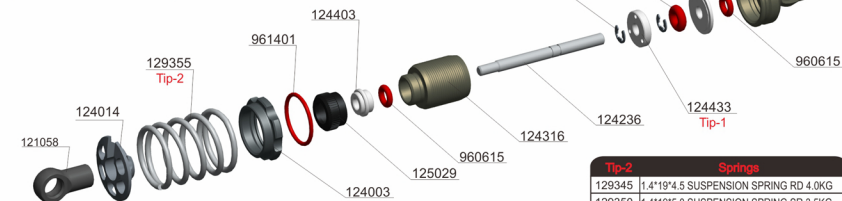
# MTS-T3M



- 125451 ALU. FRONT ARM JOINT HOLDER - L
- 125452 ALU. FRONT ARM JOINT HOLDER - R
- 125453 ALU. REAR ARM JOINT HOLDER - L
- 125454 ALU. REAR ARM JOINT HOLDER - R
- 128161 2.0MM GRAPHITE FRONT ARM (L) - MTS T3M
- 128162 2.0MM GRAPHITE FRONT ARM (R) - MTS T3M
- 128163 2.0MM GRAPHITE REAR ARM - L - MTS T3M
- 128164 2.0MM GRAPHITE REAR ARM - R - MTS T3M




# MTS-T3M



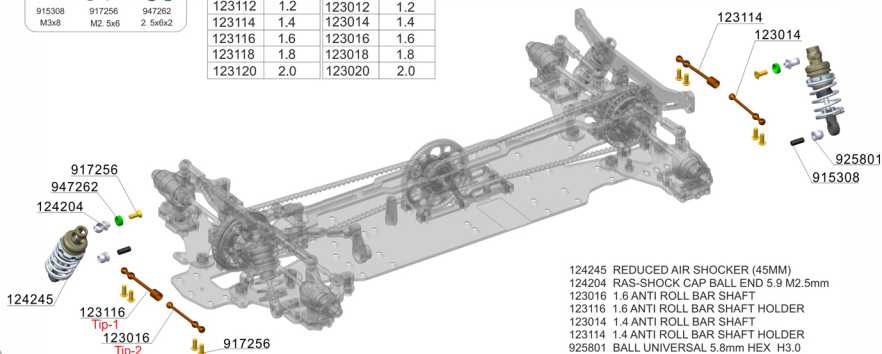
- 121058 SHOCK BALL JOINT
- 124014 ALU SHOCK SPRING RETAINING COLLAR LOW GRAVITY -3.0mm
- 129355 1.4x19x5.5 SUSPENSIONSPRINGHE 3.0KG
- 124003 SUSPENSION SPRING RETAINER-12MM
- 125029 ALU SHOCK BOTTOM CAP
- 124403 RAS-SHOCK BOTTOM COVER

Tip-2	Spring
129345	1.4"19"4.5 SUSPENSION SPRING RD 4.0KG
129350	1.4"19"5.0 SUSPENSION SPRING SR 3.5KG
129355	1.4"19"5.5 SUSPENSION SPRING YE 3.0KG
129360	1.4"19"6.0 SUSPENSION SPRING BL 2.5KG

- 124201 RAS-SHOCK CAP
- 124402 RAS-SHOCK TOP COVER
- 124236 RAS-SHOCK SHAFT 3X36MM
- 124316 RAS-SHOCK BODY 12X16MM
- 124433 RAS-SHOCK PISTON (3 HOLE)

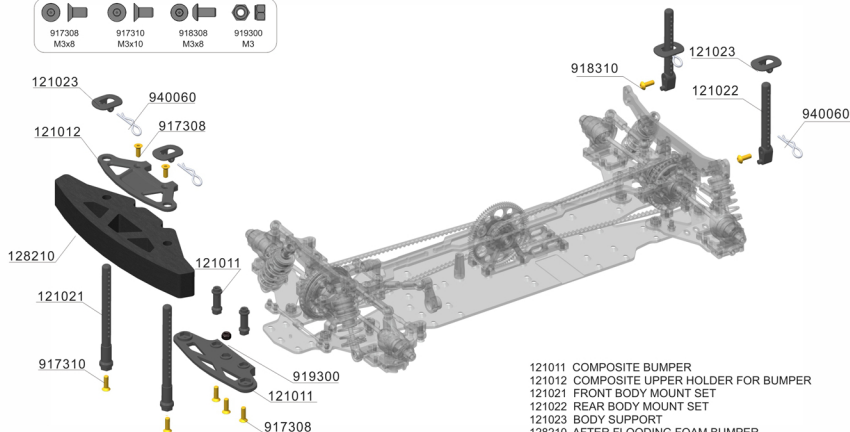


Tip-1		Tip-2	
123112	1.2	123012	1.2
123114	1.4	123014	1.4
123116	1.6	123016	1.6
123118	1.8	123018	1.8
123120	2.0	123020	2.0

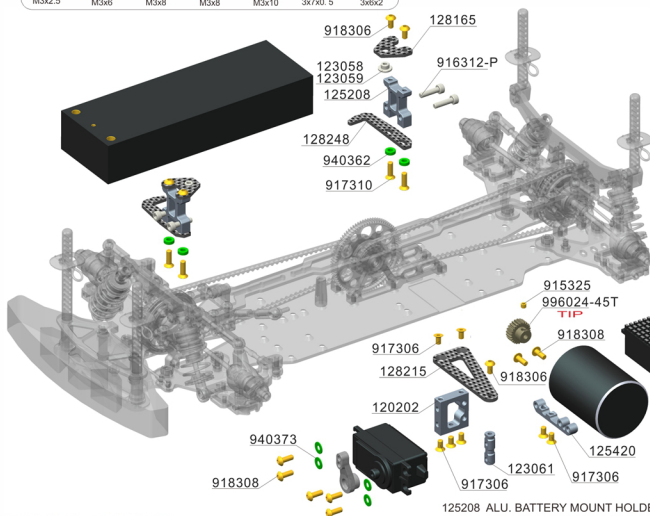


- 124245 REDUCED AIR SHOCKER (45MM)
- 124204 RAS-SHOCK CAP BALL END 5.9 M2.5mm
- 123016 1.6 ANTI ROLL BAR SHAFT
- 123116 1.6 ANTI ROLL BAR SHAFT HOLDER
- 123014 1.4 ANTI ROLL BAR SHAFT
- 123114 1.4 ANTI ROLL BAR SHAFT HOLDER
- 925801 BALL UNIVERSAL 5.8mm HEX H3.0

# MTS-T3M



- 121011 COMPOSITE BUMPER
- 121012 COMPOSITE UPPER HOLDER FOR BUMPER
- 121021 FRONT BODY MOUNT SET
- 121022 REAR BODY MOUNT SET
- 121023 BODY SUPPORT
- 128210 AFTER FLOODING FOAM BUMPER
- 940060 BODY CLIP 6mm



## TIP

996024	24T/64p	996035	35T/64p
996025	25T/64p	996036	36T/64p
996026	26T/64p	996037	37T/64p
996027	27T/64p	996038	38T/64p
996028	28T/64p	996039	39T/64p
996029	29T/64p	996040	40T/64p
996030	30T/64p	996041	41T/64p
996031	31T/64p	996042	42T/64p
996032	32T/64p	996043	43T/64p
996033	33T/64p	996044	44T/64p
996034	34T/64p	996045	45T/64p

- 125420 30-40mm FAN MOUNT
- 123061 FLOATING SERVO COLUMN 2 HOLE
- 128215 GRAPHITE FLOATING SERVO MOUNT 2.0mm 2015
- 120202 SUSPEENSSION RUDDER FRAME-STRAIGHT 3 HOLE



- 125208 ALU. BATTERY MOUNT HOLDER - MTS T3
- 123058 BATTERY PRESSURE SHIM 1.0MM POM 25H BATTERIES
- 123059 BATTERY PRESSURE SHIM 1.5MM POM 23.8H BATTERIES
- 128248 GRAPHITE BATTERY HOLDER 2.0MM
- 128165 2.0MM CARBON GRAPHITE BATTERY MOUNTED PLATE - MTS T3



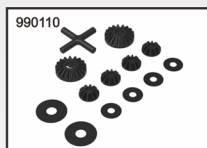
## 1/10 ELECTRIC TOURING CAR

<p>120146</p>  <p>RIGHT ANGLE 46mm 2.0PIN-S2</p>	<p>122146</p>  <p>46mm 2.0PIN-S2</p>	<p>122127</p>  <p>RIGHT ANGLE</p>	<p>122006</p> 
<p>CVD DRIVE SHAFT SPRING STEEL</p>	<p>UNIVERSAL CVD DRIVE SHAFT-SPRING STEEL</p>	<p>CVD AXLE SHAFT-STRAIGHT</p>	<p>CVD JOINT PIECE</p>
<p>160247</p>  <p>RIGHT ANGLE 47MM 3.0PIN-S2</p>	<p>162147</p>  <p>47MM 3.0PIN</p>	<p>112038 38MM 112040 40MM</p>  <p>3PIN</p>	<p>112037 112039</p>  <p>40MM 2PIN</p>
<p>CVD DRIVE SHAFT SPRING STEEL</p>	<p>UNIVERSAL CVD DRIVE SHAFT-S2 3.0PIN</p>	<p>UNIVERSAL DRIVE SHAFT(S2)</p>	<p>UNIVERSAL DRIVE SHAFT(S2)</p>
<p>115910</p> 	<p>115531</p> 	<p>115405</p>  <p>6x4 1.5HOLE</p>	<p>150410</p> 
<p>UNIVERSAL DRIVE SHAFT JOINT HOUSING (S2)</p>	<p>UNIVERSAL DRIVE SHAFT AXLE (S2)</p>	<p>UNIVERSAL DRIVE SHAFT CROSS JOINT</p>	<p>UNIVERSAL DRIVE SHAFT JOINT HOUSING C-CLIP</p>
<p>118238 38MM 118240 40MM</p>  <p>3 PIN</p>	<p>118237 38MM 118239 40MM</p>  <p>2 PIN</p>	<p>124245 12*45MM 124249 12*49MM 124257 12*57MM</p> 	<p>160345</p>  <p>12*45MM</p>
<p>UNIVERSAL DRIVE SHAFT COMPLETE SET(S2)</p>	<p>UNIVERSAL DRIVE SHAFT COMPLETE SET(S2)</p>	<p>REDUCED AIR SHOCKER</p>	<p>SHORTER SHAFT ABSORBER</p>
<p>124236 3*36MM 124239 3*40MM 124247 3*48MM</p> 	<p>124316 12*16MM 124318 12*18MM 124322 12*22MM</p> 	<p>121058</p>  <p>12MM</p>	<p>124003</p>  <p>12MM</p>
<p>RAS-SHOCK SHAFT</p>	<p>RAS-SHOCK BODY</p>	<p>SHOCK BALL JOINT</p>	<p>SUSPENSION SPRING RETAINER</p>
<p>125029</p> 	<p>125053</p>  <p>3.7x3.0</p>	<p>124012</p> 	<p>124013 -1MM 124014 -3MM</p> 
<p>ALU SHOCK BOTTOM CAP(COMPLETE SET)</p>	<p>ALU SHOCK BOTTOM CAP SET WITH O-RING</p>	<p>ALU SHOCK SPRING RETAINING COLLAR-STANDARD</p>	<p>ALU SHOCK SPRING RETAINING COLLAR LOW GRAVITY</p>

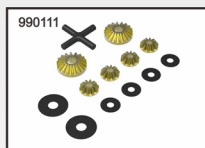
## 1/10 ELECTRIC TOURING CAR

<p>124430</p>  <p>WITHOUT HOLE</p> <p>RAS-SHOCK PISTON</p>	<p>124431</p>  <p>1 HOLE</p> <p>RAS-SHOCK PISTON</p>	<p>124432</p>  <p>2 HOLE</p> <p>RAS-SHOCK PISTON</p>	<p>124433</p>  <p>3 HOLE</p> <p>RAS-SHOCK PISTON</p>
<p>124201</p>  <p>RAS - SHOCK CAP</p>	<p>124501</p>  <p>RAS-SHOCK HOLDER TOOL</p>	<p>124402</p>  <p>RAS-SHOCK TOP COVER</p>	<p>124403</p>  <p>3.7*3.0</p> <p>RAS-SHOCK BOTTOM COVER</p>
<p>124204</p>  <p>RAS-SHOCK CAP BALL END</p>	<p>124211 5.9*7MM 124311 5.9*10MM 124411 5.9*12MM</p>  <p>RAS-SHOCK CAP BALL END</p>	<p>129250 12*21*5.0 RD 2.0KG 129255 12*21*5.5 SR 1.8KG 129260 12*21*6.0 YE 1.6KG 129265 12*21*6.5 BL 1.4KG</p>  <p>SUSPENSION SPRING</p>	<p>129345 1.4*19*4.5 RD 4.5KG 129350 1.4*19*5.0 SR 3.5KG 129355 1.4*19*5.5 YE 3.0KG 129360 1.4*19*6.0 BL 2.5KG</p>  <p>SUSPENSION SPRING</p>
<p>129450 1.4*21*5.0 RD 3.5KG 129455 1.4*21*5.5 SR 3.0KG 129460 1.4*21*6.0 YE 2.5KG 129465 1.4*21*6.5 BL 2.0KG</p>  <p>SUSPENSION SPRING</p>	<p>129550 1.5*21*5.0 RD 4.5KG 129555 1.5*21*5.5 GN 4.0KG 129560 1.5*21*6.0 YE 3.5KG 129565 1.5*21*6.5 BL 3.0KG</p>  <p>SUSPENSION SPRING</p>	<p>121011</p>  <p>COMPOSITE BUMPER</p>	<p>121012</p>  <p>COMPOSITE UPPER HOLDER FOR BUMPER</p>
<p>121021</p>  <p>FRONT BODY MOUNT SET</p>	<p>121022</p>  <p>REAR BODY MOUNT SET</p>	<p>121023</p>  <p>BODY SUPPORT</p>	<p>121032</p>  <p>COMPOSITE UPRIGHT REAR</p>
<p>121049</p>  <p>COMPOSITE BALL JOINT 4.9MM - OPEN</p>	<p>121249</p>  <p>COMPOSITE BALL JOINT 4.9MM - CLOSED WITH HOLE</p>	<p>161024</p>  <p>REAR BODY MOUNT SET-7.1MM LENGTH</p>	<p>121063</p>  <p>38T</p> <p>TIMING BELT PULLEY</p>


## 1/10 ELECTRIC TOURING CAR



990110  
PLANETARY GEAR SET - PLASTIC



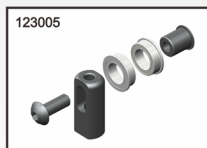
990111  
PLANETARY GEAR SET - HARD COATED



122010  
CHASSIS BRACE 25mm




122098  
DIFF CROSS SHAFT



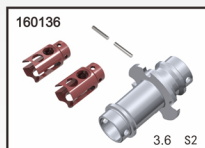
123005  
BELT TENSIONER SET



123011  
UNIVERSAL CVD DRIVE SHAFT - SPRING STEEL  
3.6 S2



160131  
FRONT SOLID AXLE SET - SPRING STEEL  
3.1 S2



160136  
FRONT SOLID AXLE SET - SPRING STEEL  
3.6 S2




163130  
UNIVERSAL CVD DRIVE SHAFT - SPRING STEEL  
3.1 S2




163131  
FRONT SOLID AXLE SPOOL OUTDRIVE - SPRING STEEL



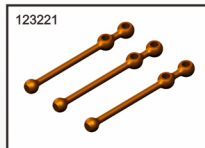
163136  
FRONT SOLID AXLE SPOOL OUTDRIVE - SPRING STEEL




123012 1.2  
123014 1.4  
123016 1.6  
123018 1.8  
123020 2.0  
ANTI ROLL BAR MALE SHAFT



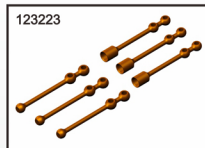
123112 1.2  
123114 1.4  
123116 1.6  
123118 1.8  
123120 2.0  
ANTI ROLL BAR FEMALE SHAFT



123221  
ANTI ROLL BAR MALE SHAFT (COMPLETE SET)



123222  
ANTI ROLL BAR FEMALE SHAFT HOLDER (COMPLETE SET)



123223  
ANTI ROLL BAR MALE & FEMALE SHAFT (COMPLETE SET)



123702  
STEERING BLOCK HOLDER  
2DEG



123704  
STEERING BLOCK HOLDER  
4DEG




123706  
STEERING BLOCK HOLDER  
6DEG



123890  
STEERING WITH CVD UNIVERSAL JOINT (COMPLETE SET)  
3MM PIN



123891  
STEERING WITH CVD UNIVERSAL JOINT AND WHEEL HUB (COMPLETE SET)



123031  
ALU. CHASSIS STANDOFF POST



123035  
ARM DROOP SCREW BUSHING



123046  
SUSPENSION ARM BALL JOINT HOLDER

## 1/10 ELECTRIC TOURING CAR

123047



SUSPENSION ARM BALL JOINT HEX NUT M6.5

123048



BALL UNIVERSAL 5.8MM HEX (H3)

123055



SPRING STEEL STEERING SHAFT - MTS T3


123058 1.0MM 25H BATTERIES  
123059 2.5MM 23.8H BATTERIES



POM

BATTERY PRESSURE SHIM

123060




FLOATING SERVO SUPPORT STRENGTHENS MESONS 0.8MM

123061



FLOATING SERVO COLUMN 2 HOLE

125001




ALU LOWER SUSP. ADJUST. BULKHEAD

125104



REAR BEARING SLEEVE CLAMP (L-R, FF-V3)

125012



12MM

OPTION ALU WHEEL HUB

125019



FRONT SOLID AXLE

125022



FLOATING SERVO COLUMN 1 HOLE

125317



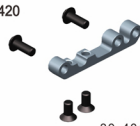
30mm FAN MOUNT

125418



40mm FAN MOUNT

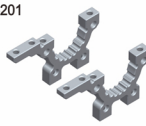
125420



30-40mm


30-40mm FAN MOUNT

125201



ALU. FRONT BULKHEAD - MTS T3

125206




ALU. STEERING MOUNT HOLDER - MTS T3

125207



ALU. STEERING PLATE - MTS T3

125208




ALU. BATTERY MOUNT HOLDER - MTS T3

125226



20T FIXED PULLEY (NARROW) T3M

125227



ALU. MOTOR AND SPUR GEAR SHAFT MOUNT

125228



SOLID LAYSHAFT (NARROW) 4.0 T3M

125333



ALU. REAR WHEEL CUP L+R

125451



FL

ALU. FRONT ARM JOINT HOLDER

125452



FR

ALU. FRONT ARM JOINT HOLDER

## 1/10 ELECTRIC TOURING CAR

125453



RL

ALU. REAR ARM JOINT HOLDER

125454



RR

ALU. REAR ARM JOINT HOLDER

125801



NINETEEN FLAT ROASTER PRESS BATTERY SEAT COMPONENTS

127006

5X2.5X5


127007

5X2.5X5.5



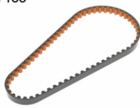
RAS SHOCK REBOUND O-RING

127035




SYNCHRONOUS BELT LENGTH-351 11T

127135



SYNCHRONOUS BELT (FIBRE) LENGTH-351 11T

128115



CARBON FIBER

GRAPHITE FLOATING SERVO MOUNT

128216



GRAPHITE BATTERY HOLDER

128222




3.0MM CARBON GRAPHITE SHOCK TOWER (FRONT) - MTS T3

128223




3.0MM CARBON GRAPHITE SHOCK TOWER (REAR) - MTS T3

128240



2.0MM GRAPHITE CHASSIS - MTS T3M

128241



2.2MM GRAPHITE CHASSIS - MTS T3M

128244



2.0MM GRAPHITE 2ND DESK (FRONT PART) - MTS T3M

128245



2.0MM GRAPHITE 2ND DESK (REAR PART) - MTS T3M

128246



2.0MM GRAPHITE 2ND DESK (FRONT PART) STRENGTHEN - MTS T3M

128247



2.0MM GRAPHITE 2ND DESK (REAR PART) STRENGTHEN - MTS T3M

128248



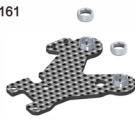
GRAPHITE BATTERY HOLDER 2.0MM

128249



2.0MM ALU CHASSIS - MTS T3M

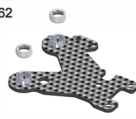
128161



CARBON FIBER FL

2.0MM GRAPHITE FRONT ARM (L) - MTS T3M


128162



CARBON FIBER FR

2.0MM GRAPHITE FRONT ARM (R) - MTS T3M


128163



CARBON FIBER RL

2.0MM GRAPHITE REAR ARM (L)

128164



CARBON FIBER RR

2.0MM GRAPHITE REAR ARM (R)

128165



2.0MM CARBON GRAPHITE BATTERY MOUNTED PLATE

128166




CARBON FIBER FL


2.0MM GRAPHITE FRONT ARM (L) - MTS T3M




## 1/10 ELECTRIC TOURING CAR



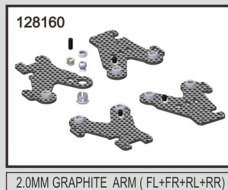
2.0MM GRAPHITE FRONT ARM (R) - MTS T3M



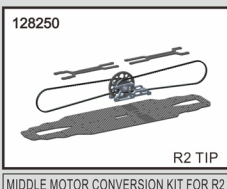
2.0MM GRAPHITE REAR ARM (L) - MTS T3M



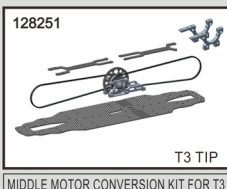
2.0MM GRAPHITE REAR ARM (R) - MTS T3M



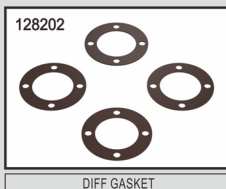
2.0MM GRAPHITE ARM (FL+FR+RL+RR)



MIDDLE MOTOR CONVERSION KIT FOR R2



MIDDLE MOTOR CONVERSION KIT FOR T3




DIFF GASKET



3M ANTI-SKID PASTE 80X30MM




AFTER FLOODING FOAM BUMPER




ADJ. TURNBUCKLE L SPRING STEEL



PIVOT BALL 4.9MM DOUBLE BEVEL SHOULDERS



BALL END 4.9MM WITH THREAD 6MM H2.0



BALL UNIVERSAL 5.8MM HEX



BALL UNIVERSAL 5.8MM HEX



BALL END 5.8MM WITH THREAD



BALL END 5.8MM WITH THREAD



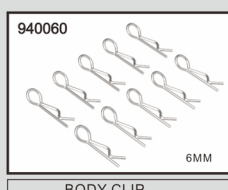
BALL END 5.8MM WITH THREAD



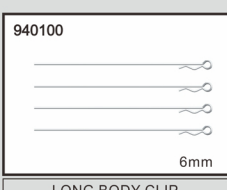
BALL END 5.8MM WITH THREAD




BALL END 5.8MM WITH THREAD



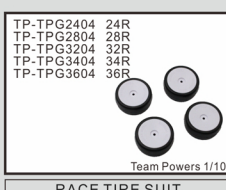
BODY CLIP



LONG BODY CLIP



REAR UPRIGHT PIVOT PIN



RACE TIRE SUIT



THREADED TYRE SET

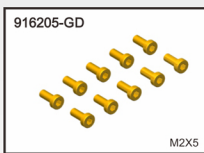
## 1/10 ELECTRIC TOURING CAR



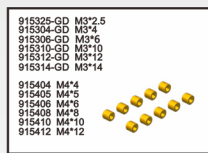
SLICK TYRE SET




SLICK TYRE SET




HEX SOCKET CAP SCREW



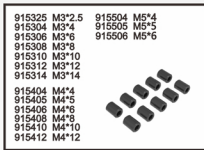
HEX SET SCREW




HEX SCREW FLAT HEAD



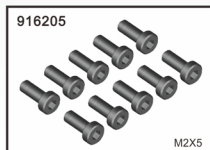
HEX SCREW ROUND HEAD




HEX SET SCREW



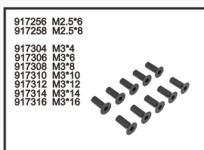
HEX SET SCREW



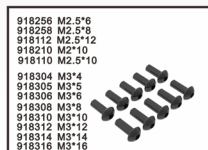
HEX SOCKET CAP SCREWS



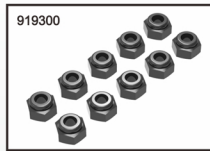
HEX SOCKET CAP SCREW PLASTIC



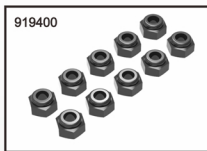
HEX SCREW FLAT HEAD



HEX SCREW ROUND HEAD




NUT M3




NUT M4



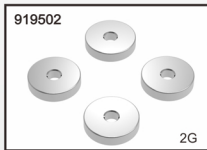
NUT M3 WITH SERRATED FLANGE




NUT M4 WITH SERRATED FLANGE



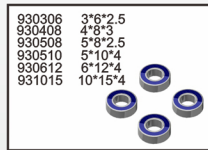
ALU WHEEL LOCK NUT M4



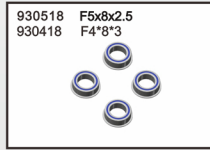
ROUND SHAPE BALANCE WEIGHT



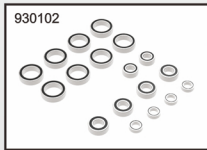
ROUND SHAPE BALANCE WEIGHT



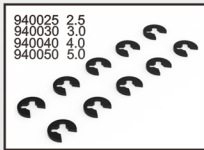
BALL-BEARING



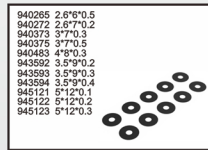
BALL-BEARING FLANGED



WHOLE VEHICLE BEARING

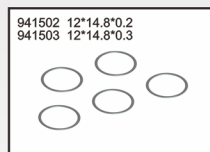


E-CLIP

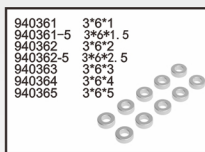


WASHERS

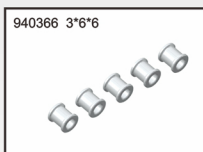
## 1/10 ELECTRIC TOURING CAR



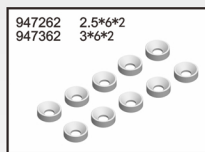
WASHERS



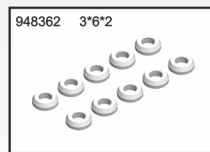
ALU WASHER



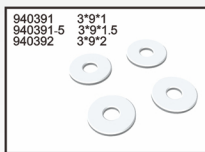
ALU WASHER




ALU WASHER SFH SCREW FLAT HEAD




ALU CONICAL SHIM




ALU WASHER



PIN




BATTERY MOUNT HOLDER SHAFT 2X24MM



48P

PINON GEAR ALU HARD COATED




64P

PINON GEAR ALU HARD COATED



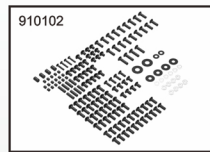
48P

PINON GEAR ALU HARD COATED 18T-30T



64P

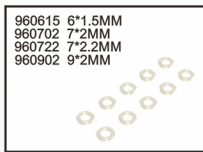
PINON GEAR ALU HARD COATED



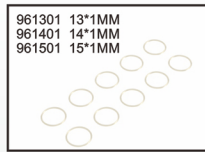
WHOLE CAR SCREW



ALL METAL SCREW



SILICONE O-RING



SILICONE O-RING



PULL CAR SHELL PC 195\*260MM



GTR DRIFT CAR SHELL PC 195\*260MM




FLAT CAR SHELL PC 195\*260MM



FLAT CAR SHELL PC 195\*260MM




FLAT CAR SHELL PC 195\*260MM



195x260mm

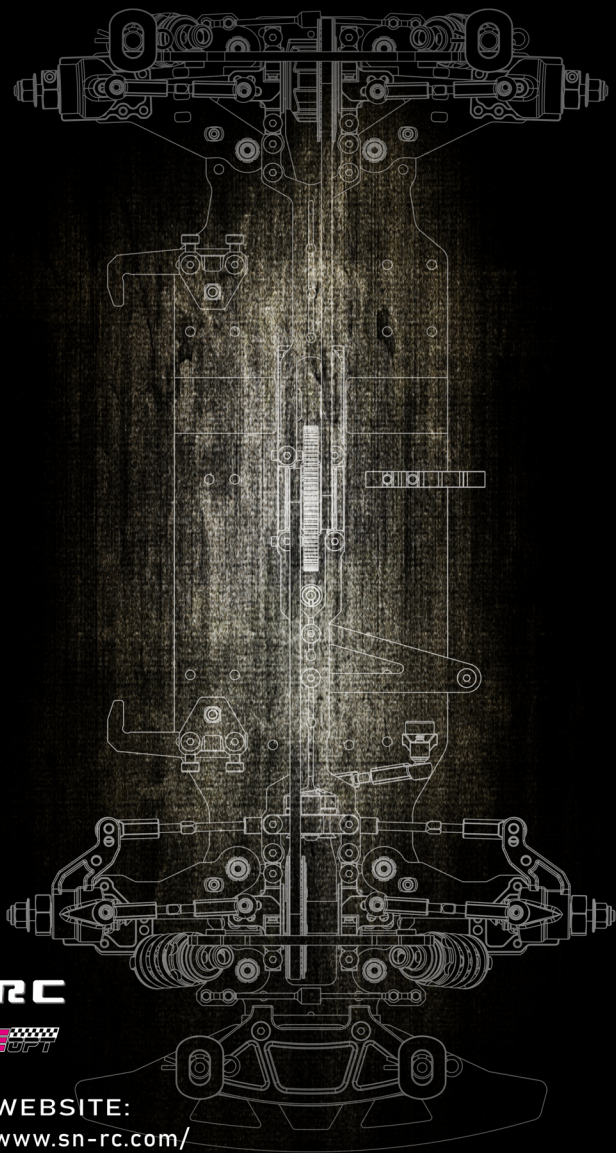
AMG DRIFT CAR SHELL PC



THE DIFFERENTIAL OIL







**SN RC**

**RACE**  **OPT**



WEBSITE:  
[www.sn-rc.com/](http://www.sn-rc.com/)  
[www.race-opt.com](http://www.race-opt.com)