

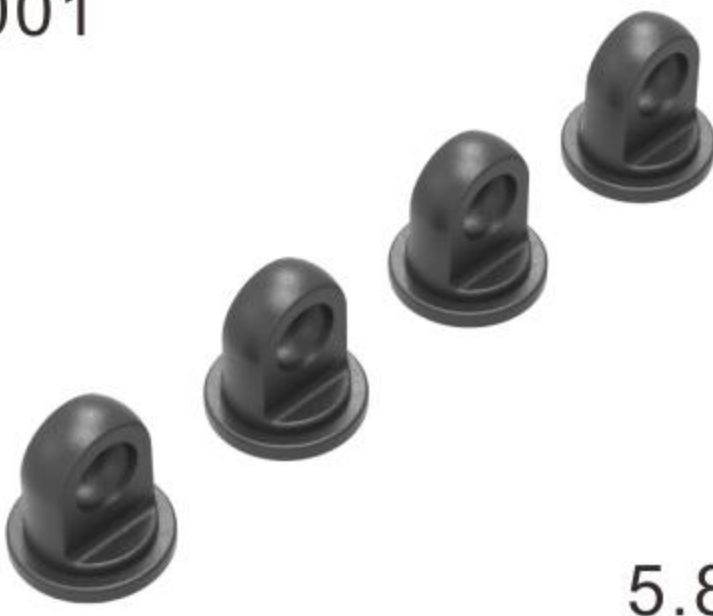























1/10 ELECTRIC TOURING CAR

<p>120046</p>  <p>46mm 2.0PIN</p> <p>TAPER CVD UNIVERSAL JOINT ASSEMBLY</p>	<p>120146</p>  <p>46mm 2.0PIN -S2</p> <p>TAPER CVD UNIVERSAL JOINT ASSEMBLY</p>	<p>122046</p>  <p>46mm 2.0PIN</p> <p>UNIVERSAL CVD DRIVE SHAFT-STEEL</p>	<p>122146</p>  <p>46mm 2.0PIN -S2</p> <p>UNIVERSAL CVD DRIVE SHAFT -SPRING STEEL</p>
<p>122027</p>  <p>SLANTING TAPER</p> <p>CVD AXLE SHAFT</p>	<p>122127</p>  <p>RIGHT ANGLE</p> <p>CVD AXLE SHAFT</p>	<p>122006</p>  <p>4*6 2.0holes</p> <p>CVD JOINT PIECE</p>	<p>160147</p>  <p>47mm 3.0PIN</p> <p>TAPER CVD UNIVERSAL JOINT ASSEMBLY</p>
<p>160247</p>  <p>47mm 3.0PIN S2</p> <p>RIGHT ANGLE CVD DRIVE SHAFT SPRING STEEL</p>	<p>162047</p>  <p>47mm 3.0PIN</p> <p>UNIVERSAL CVD DRIVE SHAFT-STEEL</p>	<p>162147</p>  <p>47mm 3.0PIN S2</p> <p>UNIVERSAL CVD DRIVE SHAFT -SPRING STEEL</p>	<p>160347</p>  <p>47mm 3.0PIN</p> <p>RIGHT ANGLE CVD UNIVERSAL JOINT ASSEMBLY</p>
<p>160447</p>  <p>47mm 3.0PIN S2</p> <p>TAPER CVD UNIVERSAL JOINT ASSEMBLY</p>	<p>112037 38mm 2.0PIN S2 112038 38mm 3.0PIN S2 112039 40mm 2.0PIN S2 112040 40mm 3.0PIN S2</p>  <p>THREE SECTION OF ROD CVD UNIVERSAL JOINT</p>	<p>115910</p>  <p>THREE SECTION UNIVERSAL DRIVE SHAFT JOINT HOUSING</p>	<p>115531</p>  <p>5*M4 S2</p> <p>THREE SECTION UNIVERSAL DRIVE SHAFT AXLE</p>
<p>115405</p>  <p>3.5*5.2 2.0holes</p> <p>THREE SECTION UNIVERSAL DRIVE SHAFT CROSS JOINT</p>	<p>150410</p>  <p>THREE SECTION UNIVERSAL DRIVE SHAFT JOINT HOUSING C-CLIP</p>	<p>118237 38mm 2.0PIN S2 118238 38mm 3.0PIN S2</p>  <p>THREE SECTION OF ROD CVD UNIVERSAL JOINT</p>	<p>118239 40mm 2.0PIN S2 118240 40mm 3.0PIN S2</p>  <p>THREE SECTION OF ROD CVD UNIVERSAL JOINT</p>
<p>122042 42MM 3.0PIN 122044 44MM 3.0PIN</p>  <p>UNIVERSAL CVD DRIVE SHAFT--STEE</p>	<p>122144 44MM 3.0PIN S2 122744 44MM 3.0PIN SUS</p>  <p>UNIVERSAL CVD DRIVE SHAFT</p>	<p>123007</p>  <p>ALU</p> <p>CVD PROTECTIVE SLEEVE</p>	<p>122406</p>  <p>4*6 1.5holes</p> <p>CVD JOINT PIECE 6x4x1.5</p>





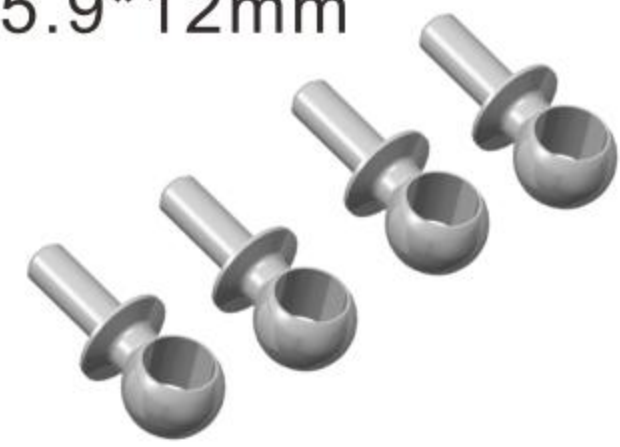












1/10 ELECTRIC TOURING CAR

<p>120046</p>  <p>46mm 2.0PIN</p> <p>TAPER CVD UNIVERSAL JOINT ASSEMBLY</p>	<p>120146</p>  <p>46mm 2.0PIN -S2</p> <p>TAPER CVD UNIVERSAL JOINT ASSEMBLY</p>	<p>122046</p>  <p>46mm 2.0PIN</p> <p>UNIVERSAL CVD DRIVE SHAFT-STEEL</p>	<p>122146</p>  <p>46mm 2.0PIN -S2</p> <p>UNIVERSAL CVD DRIVE SHAFT -SPRING STEEL</p>
<p>122027</p>  <p>SLANTING TAPER</p> <p>CVD AXLE SHAFT</p>	<p>122127</p>  <p>RIGHT ANGLE</p> <p>CVD AXLE SHAFT</p>	<p>122006</p>  <p>4*6 2.0holes</p> <p>CVD JOINT PIECE</p>	<p>160147</p>  <p>47mm 3.0PIN</p> <p>TAPER CVD UNIVERSAL JOINT ASSEMBLY</p>
<p>160247</p>  <p>47mm 3.0PIN S2</p> <p>RIGHT ANGLE CVD DRIVE SHAFT SPRING STEEL</p>	<p>162047</p>  <p>47mm 3.0PIN</p> <p>UNIVERSAL CVD DRIVE SHAFT-STEEL</p>	<p>162147</p>  <p>47mm 3.0PIN S2</p> <p>UNIVERSAL CVD DRIVE SHAFT -SPRING STEEL</p>	<p>160347</p>  <p>47mm 3.0PIN</p> <p>RIGHT ANGLE CVD UNIVERSAL JOINT ASSEMBLY</p>
<p>160447</p>  <p>47mm 3.0PIN S2</p> <p>TAPER CVD UNIVERSAL JOINT ASSEMBLY</p>	<p>112037 38mm 2.0PIN S2 112038 38mm 3.0PIN S2 112039 40mm 2.0PIN S2 112040 40mm 3.0PIN S2</p>  <p>THREE SECTION OF ROD CVD UNIVERSAL JOINT</p>	<p>115910</p>  <p>THREE SECTION UNIVERSAL DRIVE SHAFT JOINT HOUSING</p>	<p>115531</p>  <p>5*M4 S2</p> <p>THREE SECTION UNIVERSAL DRIVE SHAFT AXLE</p>
<p>115405</p>  <p>3.5*5.2 2.0holes</p> <p>THREE SECTION UNIVERSAL DRIVE SHAFT CROSS JOINT</p>	<p>150410</p>  <p>THREE SECTION UNIVERSAL DRIVE SHAFT JOINT HOUSING C-CLIP</p>	<p>118237 38mm 2.0PIN S2 118238 38mm 3.0PIN S2</p>  <p>THREE SECTION OF ROD CVD UNIVERSAL JOINT</p>	<p>118239 40mm 2.0PIN S2 118240 40mm 3.0PIN S2</p>  <p>THREE SECTION OF ROD CVD UNIVERSAL JOINT</p>
<p>122042 42MM 3.0PIN 122044 44MM 3.0PIN</p>  <p>UNIVERSAL CVD DRIVE SHAFT--STEE</p>	<p>122144 44MM 3.0PIN S2 122744 44MM 3.0PIN SUS</p>  <p>UNIVERSAL CVD DRIVE SHAFT</p>	<p>123007</p>  <p>ALU</p> <p>CVD PROTECTIVE SLEEVE</p>	<p>122406</p>  <p>4*6 1.5holes</p> <p>CVD JOINT PIECE 6x4x1.5</p>

1/10 ELECTRIC TOURING CAR

<p>124001</p>  <p>5.8mm</p>	<p>124044</p> 	<p>124045</p> 	<p>121058</p>  <p>5.8*15.5mm</p>
SHOCK CAP	SHOCK BOTTOM CAP	SHOCK SPRING RETAINING COLLAR	SHOCK BALL JOINT 5.8x15.5mm
<p>124002</p>  <p>12mm</p>	<p>124003</p>  <p>12mm</p>	<p>124101 5mm 124102 7mm</p>  <p>13mm</p>	<p>124103</p>  <p>13mm</p>
SUSPENSION NUT-12mm	SUSPENSION SPRING RETAINER-12mm	SUSPENSION NUT-13mm	SUSPENSION SPRING RETAINER-13mm
<p>127012 2.0mm 127001 4.5mm 127002 4.5mm</p>  <p>12/13mm</p>	<p>127003</p> 	<p>124031 10mm 1-HOLE 124032 10mm 2-HOLE 124033 10mm 3-HOLE 124034 10mm 4-HOLE 124036 10mm 6-HOLE</p>  <p>10mm</p>	<p>124052 10mm 2-HOLE RD 124053 10mm 3-HOLE WH 124054 10mm 4-HOLE YE 124056 10mm 6-HOLE BL</p>  <p>10mm Inclined plane</p>
SHOCK ABSORBER MEMBRANES	SILICONE SEALED 3*3.2*6mm	COMPOSITE PISTONS 10mm	COMPOSITE PISTONS INCLINED PLANE 10mm
<p>124031 10mm 1-HOLE 124032 10mm 2-HOLE 124033 10mm 3-HOLE 124034 10mm 4-HOLE 124036 10mm 6-HOLE</p>  <p>11mm</p>	<p>124152 11mm 2-HOLE RD 124153 11mm 3-HOLE WH 124154 11mm 4-HOLE YE 124156 11mm 6-HOLE BL</p>  <p>11mm Inclined plane</p>	<p>124430 9.5mm 0-HOLE 124431 9.5mm 1-HOLE 124432 9.5mm 2-HOLE 124433 9.5mm 3-HOLE 124435 9.5mm 5-HOLE 124437 9.5mm 7-HOLE</p>  <p>9.5mm</p>	<p>124035 10mm 124135 11mm</p> 
COMPOSITE PISTONS 11mm	COMPOSITE PISTONS INCLINED PLANE 11mm	COMPOSITE PISTONS	COMPOSITE PISTONS
<p>124403</p>  <p>3.0x3.7mm</p>	<p>124016 3.2x3.5mm 124017 3.2x2.0mm</p> 	<p>125029 M8*5.5 125031 M8*4.0</p>  <p>M8 ALU</p>	<p>120052 M8 3.2x2.5mm 120054 M8 3.2x2.0mm</p>  <p>M8 ALU</p>
RAS-SHOCK BOTTOM COVER	SHOCK BOTTOM CAP SHIM SET	ALU SHOCK BOTTOM CAP (COMPLETE SET)	SHOCK BOTTOM CAP SET WITH ORING-ALU
<p>120053 M8 3.0x3.7mm</p>  <p>M8 ALU</p>	<p>124012 124013 -1mm 124014 -3mm</p> 	<p>161058</p>  <p>5.8*17.5mm</p>	<p>161045</p>  <p>6*8mm</p>
SHOCK BOTTOM CAP SET WITH ORING-ALU	SHOCK SPRING RETAINING COLLAR-ALU	SHOCK BALLJOINT	SHOCK SPRING RETAINER

1/10 ELECTRIC TOURING CAR

<p>124201</p> 	<p>124501</p>  <p>ALU</p>	<p>124402</p> 	<p>124204</p> 
<p>ALU RAS- SHOCK CAP</p>	<p>RAS-SHOCK HOLDER TOOL</p>	<p>RAS-SHOCK TOP COVER</p>	<p>RAS-SHOCK CAP BALL END 5.9 M2.5</p>
<p>124211 5.9*7mm 124311 5.9*10mm 124411 5.9*12mm</p> 	<p>123124 2.4mm 123126 2.6mm 123128 2.8mm</p> 	<p>129345 1.4 x19 x4.5 RD 4.0KG 129350 1.4 x19 x5.0 SR 3.5KG 129355 1.4 x19 x5.5 YE 3.0KG 129360 1.4 x19 x6.0 BL 2.5KG</p> <p>apply : 160342 / 160345 124245</p>  <p>19mm</p>	
<p>RAS-SHOCK CAP BALL END SCREW</p>	<p>ANTI-TWIST BAR</p>	<p>SUSPENSION SPRING</p>	
<p>129250 1.2 x 21 x 5.0 RD 2.0KG 129255 1.2 x 21 x 5.5 SR 1.8KG 129260 1.2 x 21 x 6.0 YE 1.6KG 129265 1.2 x 21 x 6.5 BL 1.4KG</p> <p>apply : 124000 / 124300 124245 / 124249</p>  <p>21mm</p>	<p>129450 1.4 x 21 x 5.0 RD 3.5KG 129455 1.4 x 21 x 5.5 SR 3.0KG 129460 1.4 x 21 x 6.0 YE 2.5KG 129465 1.4 x 21 x 6.5 BL 2.0KG</p> <p>apply : 124000 / 124300 124245 / 124249</p>  <p>21mm</p>		
<p>SUSPENSION SPRING</p>		<p>SUSPENSION SPRING</p>	
<p>129550 1.5 x 21 x 5.0 RD 4.5KG 129555 1.5 x 21 x 5.5 GN 4.0KG 129560 1.5 x 21 x 6.0 YE 3.5KG 129565 1.5 x 21 x 6.5 BL 3.0KG</p> <p>apply : 124000 / 124300 124245 / 124249</p>  <p>21mm</p>	<p>169230 1.2 x 6.5 x 30 RD 2.0KG 169130 1.1 x 6.5 x 30 SR 1.5KG 169030 1.0 x 6.5 x 30 YE 1.0KG 169930 0.9 x 6.5 x 30 BL 0.5KG</p> <p>apply : 160023 / 160026 160323 / 160326 124257</p>  <p>30mm</p>		
<p>SUSPENSION SPRING</p>		<p>SUSPENSION SPRING</p>	
<p>169155 1.1 x 8.5 x 55 RD 1.8KG 169255 1.1 x 9.5 x 55 GN 1.5KG 169355 1.1 x 10.5 x 55 YE 1.2KG 169455 1.1 x 11.5 x 55 BL 0.9KG</p> <p>apply : 160085</p>  <p>55mm</p>	<p>169165 1.1 x 10.5 x 65 RD 2.0KG 169265 1.1 x 11.5 x 65 GN 1.8KG 169365 1.1 x 12.5 x 65 YE 1.5KG 169465 1.1 x 13.5 x 65 BL 1.2KG</p> <p>apply : 160100</p>  <p>65mm</p>		
<p>SUSPENSION SPRING</p>		<p>SUSPENSION SPRING</p>	
<p>121001</p> 	<p>121002</p> 	<p>121011</p> 	<p>121012</p> 
<p>FRONT/REAR BULKHEAD</p>	<p>CENTER MAIN GEAR MOUNT</p>	<p>COMPOSITE BUMPER</p>	<p>COMPOSITE UPPER HOLDER FOR BUMPER</p>

1/10 ELECTRIC TOURING CAR

121021 	121022  60mm	121023 	121031 
FRONT BODY MOUNT SET	REAR BODY MOUNT SET	BODY SUPPORT	COMPOSITE STEERING BLOCK
121032 	121042  2°	121044  4°	121049  4.9mm
COMPOSITE UPRIGHT REAR	COMPOSITE C-HUB FRONT BLOCK 2° DEG	COMPOSITE C-HUB FRONT BLOCK 4° DEG	COMPOSITE BALL JOINT 4.9mm - OPEN
121061 	121062 	121063  38T	121063-AL  AUL
REAR SUSPENSION ARM	FRONT SUSPENSION ARM	TIMING BELT PULLEY 38T	TIMING BELT PULLEY 38T
121065 20T 121065-WH 20T POM 121068 18T 121068-WH 18T POM 	121067  38T	121067-AL  AUL	121071 
SHOCK TUBE-HARD COATED-12mm	COMPOSITE GEAR DIFF. CASE & COVER 38T	COMPOSITE GEAR DIFF. COVER 38T	FRONT SUSPENSION ECCENTRIC BUSHING
121072 2° 121073 3° 	121074 	121075 	121076 
REAR SUSPENSION ECCENTRIC BUSHING	COMPOSITE ANTI-ROLL BAR HOLDERS	COMPLETE SET ECCENTRIC BUSHING	COMPOSITE SERVO SAVER ARM
121081  23T+25T	121086 	121091 	121095 
COMPOSITE SERVO HORN J(23T)+F(25T)	COMPOSITE SERVO HORN (COMPLETE SET)	COMPLETE BATTERY HOLDER	COMPOSITE SERVO MOUNT SET

1/10 ELECTRIC TOURING CAR

121096 	121097 	121099  2.0PING 3.6	121110 
COMPOSITE ADJUSTMENT BALL-BEARING HUB	STEERING PLATE	DRIVE SHAFT REPLACEMENT PLASTIC CAP	COMPOSITE SHIM
121149 	121175 	121176  FR RF	121179 
BALL JOINT 5 MM - SHORT OPEN	SUSPENSION MOUNT INSERT	FOUR WHEEL STEERING ARM ASSEMBLY	TURNTHE CUP AROUND8°. THREE SECTIONSTICKUSE
121088 36mm 121187 47mm 	121249 	161024  71mm	121320  90°
FRONT AND REAR OF BATTERY HOLDER	COMPOSITE BALL JOINT 4.9mm - CLOSED WITH HOLE	REAR BODY MOUNT SET- 71MM LENGHT	REARVIEW MIRROR 90°
121322  40°	121324 	121831 	121307 
REARVIEW MIRROR 40°	PROTE CTION RACK	COMPOSITE STEERING BLOCK WIHT BEARING HOLDER(R+L)	COMPOSITE REAR BUMPER
994072 72T 994078 78T 994081 81T 994084 84T 994087 87T 994084-WH 84T 994087-WH 87T  48P	996110 110T 996116 116T 996110-WH 110T 996116-WH 116T  64P	120051  L+R	120104  10*4*3.1
SPUR GEAR 48P	SPUR GEAR 64P	ALU STEERING BELL CRANK (L+R)	ONE WAY SOLID AXLE SET -STEEL OUTDRIVE
120204  10*4*3.1 S2	120200 	120201  2 HOLE	120202  3 HOLE
ONE WAY SOLID AXLE SET- SPRING STEEL OUTDRIVE	OPTIONAL FLOATING SERVO MOUNT	SUSPEENION RUDDER FRAME-STRAIGHT 2 HOLE	SUSPEENION RUDDER FRAME-STRAIGHT 3 HOLE


1/10 ELECTRIC TOURING CAR

<p>161112 ALU</p>  <p>S2 CUP 3.1</p>	<p>161113</p>  <p>S2 CUP 3.1</p>	<p>121113 ALU</p>  <p>S2 CUP 3.6</p>	<p>121114</p>  <p>S2 CUP 3.6</p>
GEAR DIFFERENTIAL - SET -ALU GEAR S2 CUP 3.1	GEAR DIFFERENTIAL - PLASTIC SET 3.1	GEAR DIFFERENTIAL - SET -ALU GEAR S2 CUP 3.6	GEAR DIFFERENTIAL - PLASTIC SET S2 CUP 3.6
<p>161110 ALU</p>  <p>CUP 3.1</p>	<p>161111</p>  <p>CUP 3.1</p>	<p>161114 STEEL</p>  <p>S2 CUP 3.1</p>	<p>990110</p> 
GEAR DIFFERENTIAL - SET -ALU GEAR S2 CUP 3.1	GEAR DIFFERENTIAL - PLASTIC SET 3.1	GEAR DIFFERENTIAL - SET -STEEL GEAR S2 CUP 3.1	PLANETARY GEAR SET -PLASTIC
<p>990111 / 990110-AL</p>  <p>ALU</p>	<p>990110-F</p>  <p>STEEL</p>	<p>122010</p>  <p>25MM</p>	<p>123005</p> 
PLANETARY GEAR SET -HARD COATED-ALU	PLANETARY GEAR SET-STEEL	CHASIS BRACE 25mm	BELT TENSIONER SET
<p>122050</p>  <p>4*5.1mm</p>	<p>125050</p>  <p>5*20mm</p>	<p>122098</p>  <p>3.5x23.5mm</p>	<p>123001</p>  <p>4*3.8mm</p>
THE 4WD DRIFT STEERING BUSHINGS	4WD DRIFT COLUMN	DIFF CROSS SHAFT	STEEL STEERING BUSHING
<p>123002</p>  <p>5*16.5mm</p>	<p>123003</p> 	<p>123004</p>  <p>10*3.6</p>	<p>123008</p>  <p>10*3.6</p>
ALU STEERING POST	ALU SOLID LAYSHAFT	DIFFERENTIAL CUP-STEEL 10*3.6	DIFFERENTIAL CUP-STEEL 10*3.6
<p>123011</p>  <p>10*3.6 S2</p>	<p>123010</p> 	<p>123204</p>  <p>4.0x3.1 S2</p>	<p>123104</p>  <p>4.0x3.1</p>
UNIVERSAL CVD DRIVE SHAFT - SPRING STEEL 10*3.6	ALU MOTOR MOUNT SUPPORT	ONE WAY SOLID AXLE OUTDRIVE-SPRING STEEL	ONE WAY SOLID AXLE OUTDRIVE-STEEL





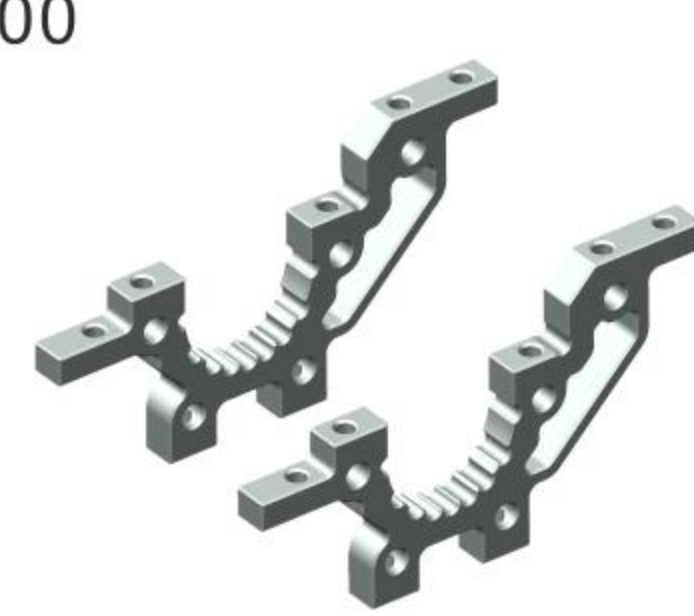



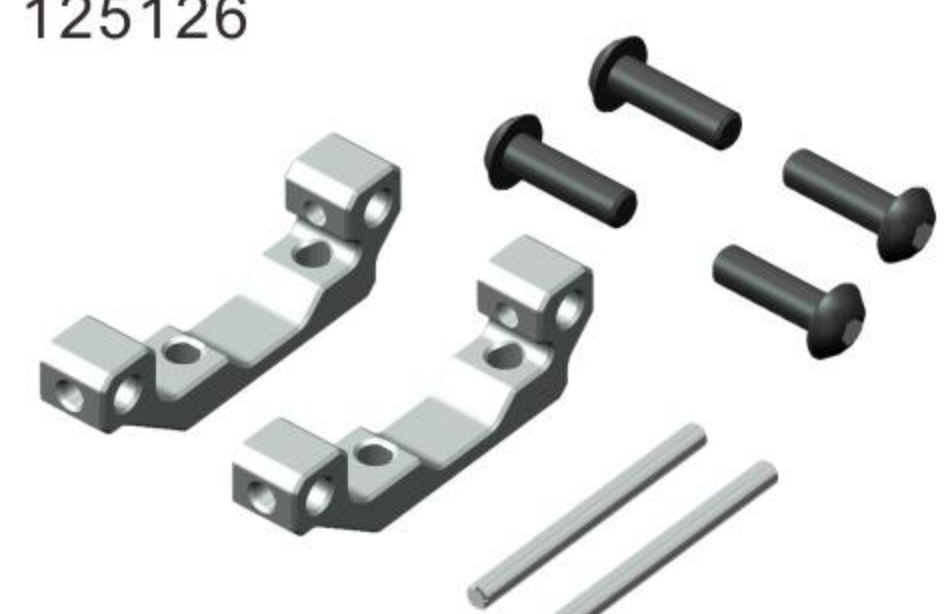


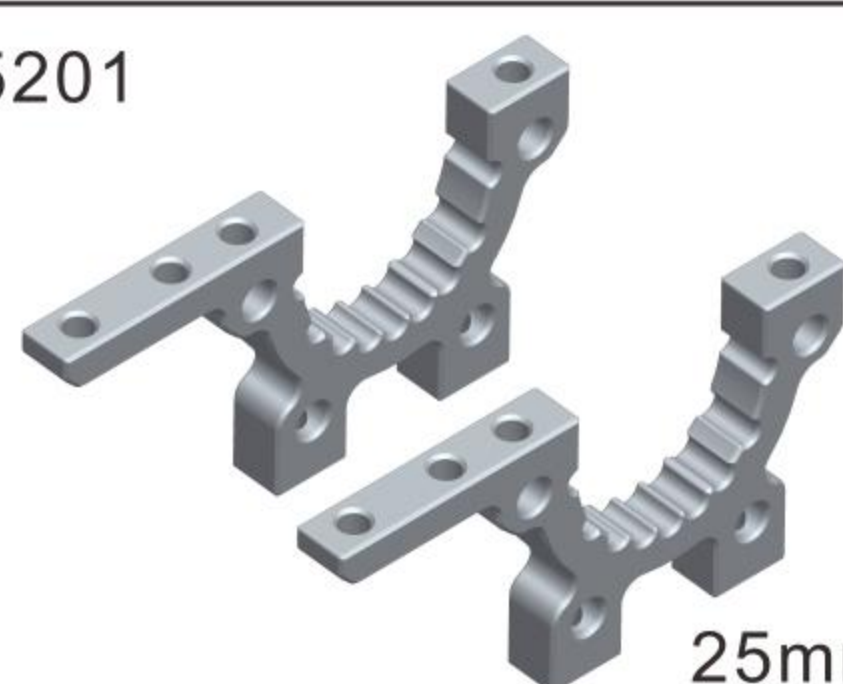
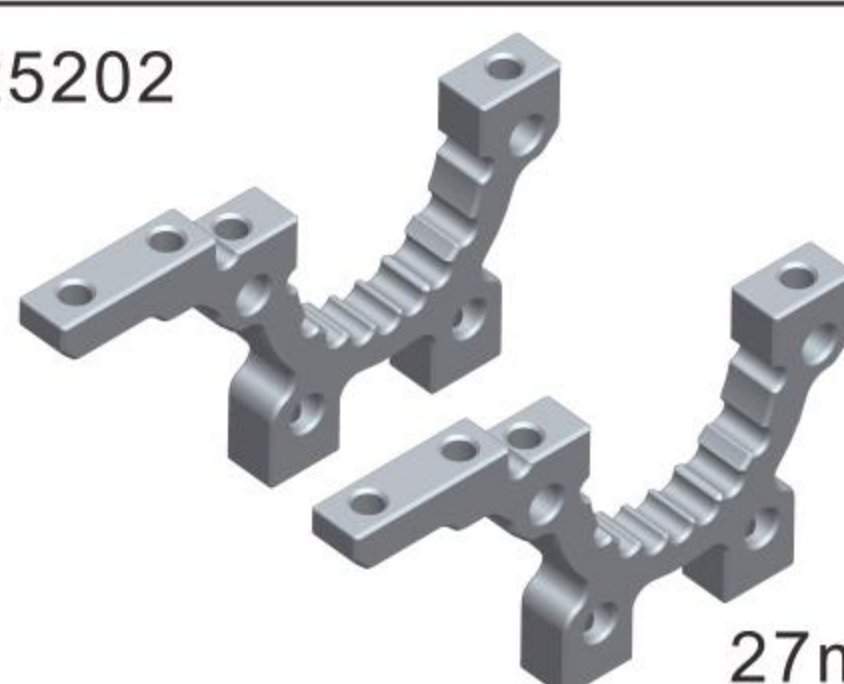




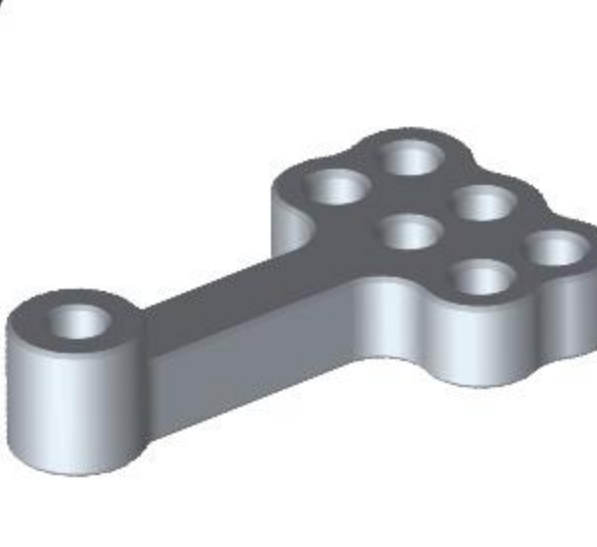





1/10 ELECTRIC TOURING CAR

<p>163130</p>  <p>10*3.1 S2</p>	<p>163030</p>  <p>10*3.1</p>	<p>163031</p>  <p>10*3.1</p>	<p>163131 3.1 163136 3.6</p>  <p>S2</p>
UNIVERSAL CVD DRIVE SHAFT -SPRING STEEL	GEAR DIFF.OUT DRIVE -STEEL	FRONT SOLID AXLE SPOOL OUTDRIVE-STEEL	FRONT SOLID AXLE SPOOL OUTDRIVE-SPRING STEE
<p>160031</p>  <p>10*7.5*3.1</p>	<p>160131 3.1mm 160136 3.6mm</p>  <p>10*7.5*3.6 S2 10*7.5*3.1 S2</p>	<p>123012 1.2mm 123014 1.4mm 123016 1.6mm 123018 1.8mm 123020 2.0mm</p>  <p>S2</p>	<p>123112 1.2mm 123114 1.4mm 123116 1.6mm 123118 1.8mm 123120 2.0mm</p>  <p>S2</p>
FRONT SOLID AXLE SET -STEEL	FRONT SOLID AXLE SET -SPRING STEEL	ANTI ROLL BAR SHAFT	ANTI ROLL BAR SHAFT HOLDER
<p>123221</p>  <p>1.4+1.6+1.8</p>	<p>123222</p>  <p>1.4+1.6+1.8</p>	<p>123223</p>  <p>common : 1.4/1.6/1.8 mother : 1.4/1.6/1.8</p>	<p>123031</p>  <p>25mm</p>
ANTI ROLL BAR FEMALE SHAFT	ANTI ROLL BAR FEMALE SHAFT HOLDER	ANTI ROLL BAR MALE & FEMALE SHAFT	ALU.CHASSIS STANDOFF POST
<p>123035</p> 	<p>123046</p> 	<p>123047</p>  <p>H4*M6.5</p>	<p>123048</p>  <p>5.9mm</p>
SERVO MOUNT SCREW BUSHING	SUSPENSION ARM BALL JOINT HOLDER	SUSPENSION ARM BALL JOINT HEX NUT M6.5	BALL UNIVERSAL 5.9MM HEX
<p>123055</p>  <p>3mm</p>	<p>123058</p>  <p>1.0MM POM</p>	<p>123059</p>  <p>2.5MM POM</p>	<p>123060</p>  <p>0.8mm</p>
SPRING STEEL STEERING SHAFT	BATTERY PRESSURE SHIM 25H BATTERIES	BATTERY PRESSURE SHIM 25H BATTERIES	FLOATING SERVO SUPPORT STRENGTHENS MESONS 0.8MM
<p>123061</p>  <p>2 HOLE</p>	<p>123602 2° 123604 4° 123608 8°</p>  <p>50°</p>	<p>123700 0° 123702 2° 123704 4° 123706 6°</p> 	<p>123890 38MM 3.0</p> 
FLOATING SERVO COLUMN 2 HOLE	50°FOUR-WHEEL DRIVE DRIFT CARSPARE PARTS	STEERING BLOCK HOLDER	STEERING WITH CVD UNIVERSAL JOINT

1/10 ELECTRIC TOURING CAR

<p>123891 38MM 3.0</p> 	<p>125001</p>  <p>ALU</p>	<p>125002</p>  <p>ALU</p>	<p>125003</p> 
<p>STEERING WITH CVD UNIVERSAL JOINT AND ALU. WHEEL HUB</p>	<p>ALU LOWER SUSP. ADJUST. BULKHEAD</p>	<p>ALU LAYSHAFT BULKHEAD</p>	<p>ALU UPPER CLAMP WITH ADJ. ROLL-CENTER</p>
<p>125104</p>  <p>L+R</p>	<p>125006</p>  <p>FF</p>	<p>125007</p>  <p>FR</p>	<p>125008</p>  <p>RF</p>
<p>REAR BEARING SLEEVE CLAMP</p>	<p>LOWER SUSPENSION HOLDER 5mm</p>	<p>LOWER SUSPENSION HOLDER 5mm</p>	<p>LOWER SUSPENSION HOLDER 5mm</p>
<p>125009</p>  <p>RR</p>	<p>125010</p>  <p>36Motor</p>	<p>125011</p>  <p>36Motor</p>	<p>125012 5mm 125012-1 5+1mm 125012-2 5+2mm 125012-3 5+3mm 125012-4 5+4mm</p>  <p>RIGHT ANGLE</p>
<p>LOWER SUSPENSION HOLDER 5mm</p>	<p>MOTOR MAINT -WITH PLASTIC</p>	<p>OPTIONAL MOTOR MOUNT</p>	<p>OPTIONAL ALU WHEEL HUB H12</p>
<p>125013 5mm</p>  <p>SLANTING TAPER</p>	<p>125350 5mm 125351 5+1mm 125352 5+2mm 125353 5+3mm</p>  <p>RIGHT ANGLE</p>	<p>125014</p> 	<p>125019</p> 
<p>H12 WHEEL HUB</p>	<p>H12 WHEEL HUB</p>	<p>ALU STEERING PLATE</p>	<p>FRONT SOLID AXLE</p>
<p>125020</p> 	<p>125022</p>  <p>1 HOLE</p>	<p>125023</p>  <p>36Motor</p>	<p>125030</p>  <p>25mm</p>
<p>ONE WAY SOLID AXLE</p>	<p>FLOATING SERVO COLUMN</p>	<p>OPTIONAL MOTOR MOUNT</p>	<p>THE MOTOR SEAT PILLAR 2-25mm</p>
<p>125106 125111 -0.5mm 125114 -1.0mm</p>  <p>FF</p>	<p>125109 125112 -0.5mm 125115 -1.0mm</p>  <p>RR</p>	<p>125117 125113 -0.5mm 125116 -1.0mm</p>  <p>FR RF</p>	<p>125118 125119 -0.5mm 125120 -1.0mm</p> 
<p>SUSPENSION MOUNT (FF)</p>	<p>SUSPENSION MOUNT HOLDER (RR)</p>	<p>SUSPENSION MOUNT SEPARATED HOLDER (FR, RF)</p>	<p>SUSPENSION MOUNT SET-ALU</p>

1/10 ELECTRIC TOURING CAR

<p>125317 30mm 125418 40mm</p>  <p>FAN MOUNT</p>	<p>125420</p>  <p>30~40mm</p> <p>FAN MOUNT</p>	<p>125033</p>  <p>28Motor</p> <p>MOTOR MAINT- WITH PLASTIC</p>	<p>125302</p>  <p>ALU</p> <p>AFTER FLOODING FRONT SUSPENSION ARM</p>
<p>125313</p>  <p>ALU</p> <p>AFTER FLOODING REAR SUSPENSION ARM</p>	<p>125100</p>  <p>ALU. REAR BULKHEAD -MTS T2</p>	<p>125102</p>  <p>ALU</p> <p>ALU. SPUR GEAR SHAFT MOUNT-MTS T2</p>	<p>125124</p>  <p>ALU. CHASSIS CENTER MOUNT-MTS T2</p>
<p>125125</p>  <p>ANTI-TWIST BAR HOLDER -MTS T2</p>	<p>125126</p>  <p>ALU. BATTERY HOLDER MOUNT</p>	<p>125801</p>  <p>NINETEEN FLAT ROADSTER PRESS BATTERY SEAT COMPONENTS</p>	<p>125333</p>  <p>ALU</p> <p>UPRIGHT REAR L+R-ALU</p>
<p>125201</p>  <p>25mm</p> <p>ALU. FRONT BULKHEAD MTS T3</p>	<p>125202</p>  <p>27mm</p> <p>ALU. REAR BULKHEAD MTS T3</p>	<p>125203</p>  <p>ALU. SPUR GEAR SHAFT MOUNT - MTS T3</p>	<p>125204</p>  <p>ALU. CENTER MOUNT - MTS T3</p>
<p>125205</p>  <p>36Motor</p> <p>ALU. CENTER OFFSET MOTOR MOUNT</p>	<p>125206</p>  <p>ALU. STEERING MOUNT HOLDER</p>	<p>125207</p>  <p>ALU. STEERING PLATE</p>	<p>125208</p>  <p>ALU. BATTERY MOUNT HOLDER</p>
<p>125226 20T 125238 18T</p>  <p>FIXED PULLEY (NARROW)</p>	<p>125226-AL/121065-AL 20T 125238-AL/121068-AL 18T</p>  <p>ALU</p> <p>FIXED PULLEY (NARROW) AL</p>	<p>125227 36Motor 125230 28Motor</p>  <p>ALU. MOTOR AND SPUR GEAR SHAFT MOUNT</p>	<p>125228</p>  <p>4.0mm</p> <p>ALU. SOLID LAYSHAFT (NARROW)</p>








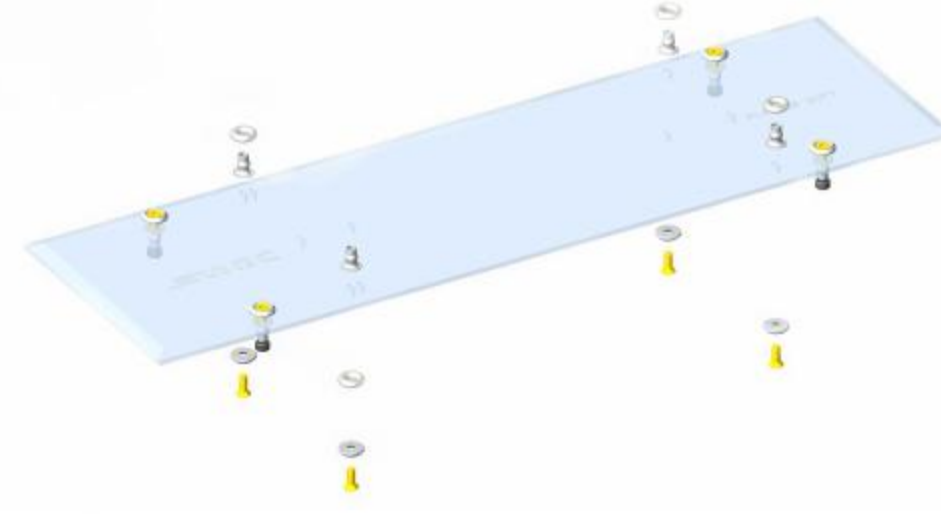
1/10 ELECTRIC TOURING CAR

125451  FL	125452  FR	125453  RL	125454  RR
ALU. FRONT ARM JOINT HOLDER	ALU. FRONT ARM JOINT HOLDER	ALU. REAR ARM JOINT HOLDER	ALU. REAR ARM JOINT HOLDER
127018  189 63T	127051  513 171T	127118  189 63T	127151  513 171T
SYNCHRONOUS BELT SHORT	SYNCHRONOUS BELT LENGTH	SYNCHRONOUS BELT SHORT-FIBRE	SYNCHRONOUS BELT LONG-FIBRE
127218  189 63T	127251  513 171T	127086  186 62T	127040  510 170T
SUSPENSION MOUNT (FF)	SYNCHRONOUS BELT LONG-PU KEVLAR	SYNCHRONOUS BELT SHORT	SYNCHRONOUS BELT LENGTH
127286  186 62T	127240  510 170T	127050 127150 FIBRE 127250 PU  150 50T	127035 127135 FIBRE 127235 PU  351 117T
SYNCHRONOUS BELT SHORT-PU KEVLAR	SYNCHRONOUS BELT LONG-PU KEVLAR	SYNCHRONOUS BELT SHORT	SYNCHRONOUS BELT SHORT
127048 127148 FIBRE 127248 PU  348 116T	128201  18mm	128202  26mm	128204 
SYNCHRONOUS BELT SHORT	FOAM BUMPER	DIFF GASKET 26mm	VELCRO STRAPS
128207  80*30MM	128210 35° 128310 45°  18mm	129114 1.4F 129116 1.6F 129118 1.8F 129212 1.2R 129214 1.4R 129216 1.6R 129218 1.8R 	129106 
3M ANTI-SKID PASTE	AFTER FLOODING FOAM BUMPER	ANTI-ROLL BAR	ANTI TILTING ASSEMBLY

1/10 ELECTRIC TOURING CAR

128001  GLASS FIBER 2.5 GLASS FIBRE CHASIS	128001-R  GLASS FIBER 2.5 GLASS FIBRE CHASIS	128002  GLASS FIBER 2.5 FRONT SHOCK TOWER	128003  GLASS FIBER 2.5 REAR SHOCK TOWER
128004  GLASS FIBER 2.5 UPPER DECK	128005  GLASS FIBER 2.5 FLOATING SERVO MOUNT	128106  GRAPHITE 3.0 OPTIONAL GRAPHITE SHOCK TOWER	128114  GRAPHITE 2.0 UPPER DECK GRAPHITE 2014 2.0mm
128215  GRAPHITE 2.0 GRAPHITE FLOATING SERVO MOUNT 2.0mm 2015	128116  GRAPHITE BATTERY HOLDER	128117  GRAPHITE BUMPER UPPER	128511-RD ■ 128511-SR ■ 128511-GD ■ 128511-BL ■  2.5 CHASSIS
128512-RD ■ 128512-SR ■ 128512-GD ■ 128512-BL ■  2.5 FRONT SHOCK TOWER	128513-RD ■ 128513-SR ■ 128513-GD ■ 128513-BL ■  2.5 REAR SHOCK TOWER	128514-RD ■ 128514-SR ■ 128514-GD ■ 128514-BL ■  2.5 UPPER DECK	128515-RD ■ 128515-SR ■ 128515-GD ■ 128515-BL ■  GRAPHITE FLOATING SERVO MOUNT
168001  2mm ALU CHASSIS	168002  2mm ALU FRONT SHOCK TOWER	168003  2mm ALU REAR SHOCK TOWER	168004  2mm ALU UPPER DECK
168112  GRAPHITE SHOCK TOWER FRONT GRAPHITE WRC LONG STROKE	168113  GRAPHITE SHOCK TOWER REAR GRAPHITE WRC LONG STROKE	120081  0.5mm FRONT/REAR SUSPENSION SHIM SET	128421  GRAPHITE 2.0 CHASSIS

1/10 ELECTRIC TOURING CAR

128422  GRAPHITE 2.0 FRONT SHOCK TOWER	128423  GRAPHITE 2.0 REAR SHOCK TOWER	128214  GRAPHITE 2.2 RUPPER DECK GRAPHITE	128216  GRAPHITE 2.2 GRAPHITE BATTERY HOLDER
128009 2.0mm 128109 2.5mm 128209 3.0mm  GRAPHITE ANTI-TWIST REAR UPPER DECK	128212  GRAPHITE 3.0 SHOCK TOWER(FRONT)	128213  GRAPHITE 3.0 SHOCK TOWER(REAR)	128224  GRAPHITE 2.2 2ND DESK(FRONT PART) - MTS T3
128227  GRAPHITE 2.2 2ND DESK(REAR PART) - MTS T3	128226 2.2mm 128165 2.0mm  GRAPHITE BATTERY MOUNTED PLATE	128417  GRAPHITE 2.0 AFTER FLOODING COMPOSITE UPPER HOLDER FOR BUMPER	128220 2.0mm 128221 2.2mm  GRAPHITE CHASSIS- MTS T3
128222  GRAPHITE 3.0 SHOCK TOWER (FRONT) -LOW GRAVITY	128223  GRAPHITE 3.0 SHOCK TOWER (REAR) -LOW GRAVITY	128215  GRAPHITE 2.0 GRAPHITE FLOATING SERVO MOUNT	128240  GRAPHITE 2.0 CHASSIS-(MID MOTOR)
128241  GRAPHITE 2.2 CHASSIS-(MID MOTOR)	128240-T  TWISTING GRAPHITE 2.0 CHASSIS-(MID MOTOR)	128244 128246 STRENGTHEN  GRAPHITE 2.0 2ND DESK FRONT PART -(MID MOTOR)	128245 128247 STRENGTHEN  GRAPHITE 2.0 2ND DESK REAR PART -(MID MOTOR)
128248  GRAPHITE 2.0 BATTERY HOLDER	128249  ALU 2.0 CHASSIS-(MID MOTOR)	128290  FLAT SET-UP BOARD FOR 1/10	128160  GRAPHITE 2.0 FRONT REAR ARM COMPONENTS

























1/10 ELECTRIC TOURING CAR

128166 FL	128167 FR	128168 RL	128169 RR
2.0MM GRAPHITE SUSPENSION ARM	2.0MM GRAPHITE SUSPENSION ARM	2.0MM GRAPHITE SUSPENSION ARM	2.0MM GRAPHITE SUSPENSION ARM
128250 MOTOR 36 R2 CONVERSION 128252 MOTOR 28 I21 CONVERSION GRAPHITE 2.0		128251 MOTOR 36 GRAPHITE 2.0	
CENTER COMPONENT -R2 CONVERSION		CENTER COMPONENT -T3 CONVERSION	
128349 MOTOR 36 GLASS FIBER 2.5		128253 MOTOR 36 AUL 2.0	
CENTER COMPONENT -R2 CONVERSION		CENTER COMPONENT -R2 CONVERSION	
128270 For MTS/R3 car kit	128340 GLASS FIBER 2.5	128342 GLASS FIBER 2.5	128343 GLASS FIBER 2.5
RO-MTS-SMUB - Low Profile Shock Mount Upper Bulkhead	CHASSIS-(MID MOTOR)	SHOCK TOWER (FRONT) -LOW GRAVITY	SHOCK TOWER (REAR) -LOW GRAVITY
128344 GLASS FIBER 2.5	128345 GLASS FIBER 2.5	920518 18mm 920520 20mm 920522 22mm 920524 24mm 920528 28mm 920532 32mm 920536 36mm 920540 40mm M3 H4	
2ND DESK FRONT PART -(MID MOTOR)	2ND DESK REAR PART -(MID MOTOR)	ADJ. TURNBUCKLE L/R M3 H4	
920718 18mm 920720 20mm 920722 22mm 920724 24mm 920728 28mm 920732 32mm 920736 36mm 920740 40mm M3 H3 SUS410	920745 45mm 920750 50mm	920318 18mm 920320 20mm 920322 22mm 920324 24mm 920328 28mm 920332 32mm 920336 36mm 920340 40mm M3 H3 S2	920345 45mm 920350 50mm
ADJ. TURNBUCKLE L/R M3 H3 SUS410		ADJ. TURNBUCKLE L/R M3 H3 SPRING STEEL	

1/10 ELECTRIC TOURING CAR

<p>924900</p>  <p>4.9X6mm</p>	<p>924901</p>  <p>ALU</p>	<p>924904 4.9XL4 M3x4 924906 4.9XL4 M3x6 924908 4.9XL4 M3x8 924910 4.9XL4 M3x10</p> 	<p>924916 4.9XL6 M3x6 924918 4.9XL6 M3x8 924926 4.9XL8 M3x6 924936 4.9XL10 M3x6 924946 4.9XL12 M3x6</p> 
<p>DOUBLE BEVEL SHOULDERS 4.9x6mm</p>	<p>REAR BEARING SLEEVE CLAMP (L+R)</p>	<p>BALL END 4.9mm WITH THREAD H2.0</p>	<p>BALL END 4.9mm WITH THREAD H2.0</p>
<p>925800</p>  <p>5.8mm</p>	<p>925801</p>  <p>5.8mm</p>	<p>925805 5.8 M3x5 925806 5.8 M3x6 925808 5.8 M3x8 925810 5.8 M3x10</p> 	<p>925848 5.8xL12 M3x8</p>  <p>5.8mm</p>
<p>BALL UNIVERSAL 5.8x3x7.5mm HEX</p>	<p>BALL UNIVERSAL 5.8mm HEX H3.0</p>	<p>BALL END 5.8mm WITH THREAD H2.5</p>	<p>BALL END 5.8mm L12mm WITH THREAD 8mm H3.0</p>
<p>940060</p>  <p>BODY CLIP 6mm</p>	<p>940100</p> 	<p>950318 3x18 950320 3x20 122023 3x23 122025 3x25</p> 	<p>950347 S2 3X47mm 950350 S2 3X50mm</p> 
<p>BODY CLIP 6mm</p>	<p>LONG BODY CLIP 6mm</p>	<p>UPRIGHT PIVOT PIN</p>	<p>REAR ARM PIVOT PIN -SPRING STEEL</p>
<p>127661</p>  <p>H12</p>	<p>127662</p>  <p>H12</p>	<p>127663</p>  <p>H12</p>	<p>TP-TPG2404 24R TP-TPG2804 28R TP-TPG3204 32R TP-TPG3404 34R TP-TPG3604 36R</p>  <p>H12</p>
<p>THREADED TYRE SET</p>	<p>SLICK TYRE SET</p>	<p>SLICK TYRE SET</p>	<p>SUSPENSION NUT-12mm</p>
<p>716401-0/64/24/28L</p>  <p>H12 64*24mm</p>	<p>716401-0/64/24/32L</p>  <p>H12 64*24mm</p>	<p>716401-0/64/24/36L</p>  <p>H12 64*24mm</p>	<p>718010-W 718010-B</p>  <p>H12</p>
<p>1/10 HIGH GRIP SEMI HOT MELT TOURING CAR HIGH SPEED TIRE</p>	<p>1/10 HIGH GRIP SEMI HOT MELT TOURING CAR HIGH SPEED TIRE</p>	<p>1/10 HIGH GRIP SEMI HOT MELT TOURING CAR HIGH SPEED TIRE</p>	<p>0°LIGHTWEIGHT LOW INERTIA DRIFT HUB</p>
<p>147663 SOFT 147664 HARD</p>  <p>H12</p>	<p>147665 SOFT 147667 HARD</p>  <p>+3 H12</p>	<p>160740-BK 160740-WH 160740-YE 160740-GD</p>  <p>H12</p>	<p>160780-BK 160780-WH 160780-YE 160780-GD</p>  <p>H12</p>
<p>DRIFT WHEEL</p>	<p>DRIFT WHEEL</p>	<p>RALLY TYRE SET-FRONT PREGLUE</p>	<p>RALLY TYRE SET-REAR PREGLUE</p>

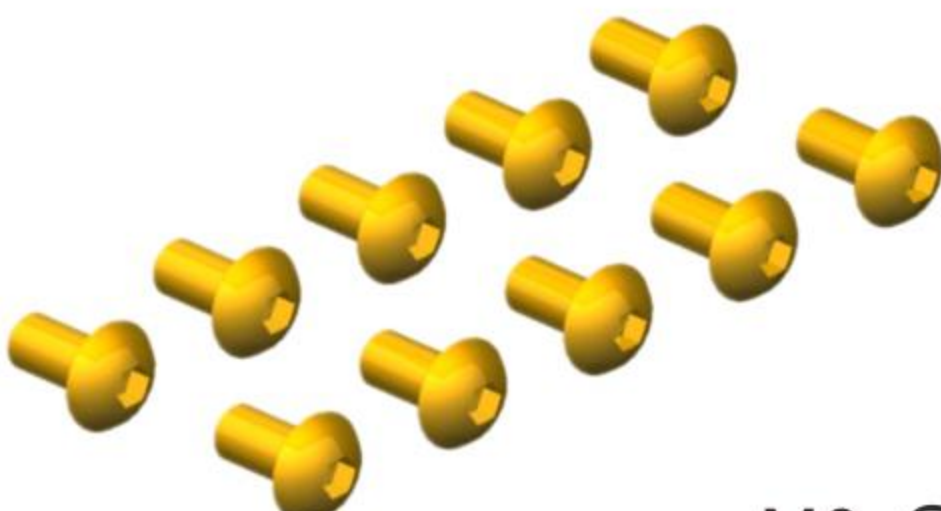





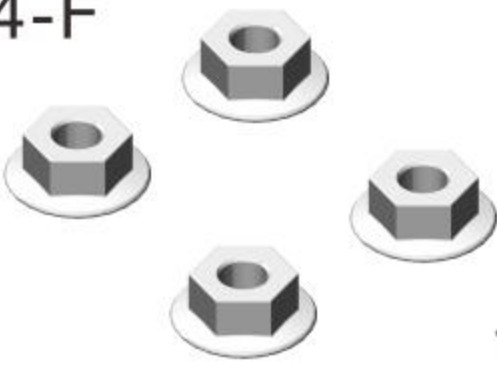





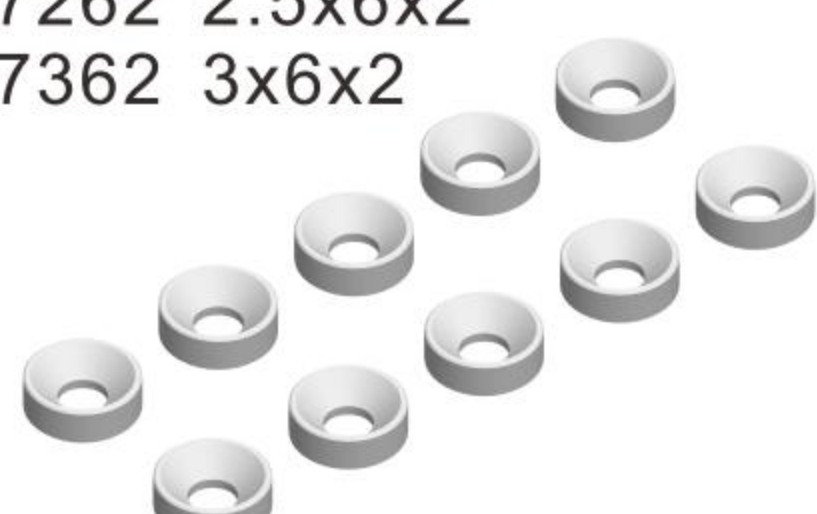



1/10 ELECTRIC TOURING CAR

<p>718310-W 718310-B</p>  <p>H12</p> <p>3°LIGHTWEIGHT LOW INERTIA DRIFT HUB</p>	<p>718610-W 718610-B</p>  <p>H12</p> <p>6°LIGHTWEIGHT LOW INERTIA DRIFT HUB</p>	<p>718132-65 65HA 718132-70 70HA</p> <p>R3 24mm</p>  <p>R3LIGHTWEIGHT LOW INERTIA DRIFT TIRE-24mm</p>	<p>718133-65 65HA 718133-70 70HA</p> <p>R3 32mm</p>  <p>R3LIGHTWEIGHT LOW INERTIA DRIFT TIRE-32mm</p>
<p>718152-45 45HA 718152-55 55HA 718152-65 65HA 718152-70 70HA</p> <p>R5 24mm</p>  <p>R5 LIGHTWEIGHT LOW INERTIA DRIFT TIRE-24mm</p>	<p>718153-45 45HA 718153-55 55HA 718153-65 65HA 718153-70 70HA</p> <p>R5 32mm</p>  <p>R5 LIGHTWEIGHT LOW INERTIA DRIFT TIRE-32mm</p>	<p>718182-45 45HA 718182-55 55HA 718182-65 65HA 718182-70 70HA</p> <p>R8 24mm</p>  <p>R8 LIGHTWEIGHT LOW INERTIA DRIFT TIRE-24mm</p>	<p>718183-45 45HA 718183-55 55HA 718183-65 65HA 718183-70 70HA</p> <p>R8 32mm</p>  <p>R8 LIGHTWEIGHT LOW INERTIA DRIFT TIRE-32mm</p>
 <p>R3 +3 718332-65 718332-70</p> <p>24mm</p> <p>R3 +3 LIGHTWEIGHT LOW INERTIA DRIFT TIRE-24mm</p>	 <p>R3 +3 718333-65 718333-70</p> <p>32mm</p> <p>R3 +3 LIGHTWEIGHT LOW INERTIA DRIFT TIRE-32mm</p>	 <p>R3 +6 718632-65 718632-70</p> <p>24mm</p> <p>R3 +6LIGHTWEIGHT LOW INERTIA DRIFT TIRE-24mm</p>	 <p>R3 +6 718633-65 718633-70</p> <p>32mm</p> <p>R3 +6LIGHTWEIGHT LOW INERTIA DRIFT TIRE-32mm</p>
 <p>R5 +0 718052-45 718052-55 718052-65 718052-70</p> <p>24mm</p> <p>R5 +0 LIGHTWEIGHT LOW INERTIA DRIFT TIRE-24mm</p>	 <p>R5 +0 718053-45 718053-55 718053-65 718053-70</p> <p>32mm</p> <p>R5 +0 LIGHTWEIGHT LOW INERTIA DRIFT TIRE-32mm</p>	 <p>R8 +0 718082-45 718082-55 718082-65 718082-70</p> <p>24mm</p> <p>R8 +0 LIGHTWEIGHT LOW INERTIA DRIFT TIRE-24mm</p>	 <p>R8 +0 718083-45 718083-55 718083-65 718083-70</p> <p>32mm</p> <p>R8 +0 LIGHTWEIGHT LOW INERTIA DRIFT TIRE-32mm</p>
 <p>R5 +3 718352-45 718352-55 718352-65 718352-70</p> <p>24mm</p> <p>R5 +3 LIGHTWEIGHT LOW INERTIA DRIFT TIRE-24mm</p>	 <p>R5 +3 718353-45 718353-55 718353-65 718353-70</p> <p>32mm</p> <p>R5 +3 LIGHTWEIGHT LOW INERTIA DRIFT TIRE-32mm</p>	 <p>R8 +3 718382-45 718382-55 718382-65 718382-70</p> <p>24mm</p> <p>R8 +3 LIGHTWEIGHT LOW INERTIA DRIFT TIRE-24mm</p>	 <p>R8 +3 718383-45 718383-55 718383-65 718383-70</p> <p>32mm</p> <p>R8 +3 LIGHTWEIGHT LOW INERTIA DRIFT TIRE-32mm</p>
 <p>R5 +6 718652-45 718652-55 718652-65 718652-70</p> <p>24mm</p> <p>R5 +6 LIGHTWEIGHT LOW INERTIA DRIFT TIRE-24mm</p>	 <p>R5 +6 718653-45 718653-55 718653-65 718653-70</p> <p>32mm</p> <p>R5 +6 LIGHTWEIGHT LOW INERTIA DRIFT TIRE-32mm</p>	 <p>R8 +6 718682-45 718682-55 718682-65 718682-70</p> <p>24mm</p> <p>R8 +6 LIGHTWEIGHT LOW INERTIA DRIFT TIRE-24mm</p>	 <p>R8 +6 718683-45 718683-55 718683-65 718683-70</p> <p>32mm</p> <p>R8 +6 LIGHTWEIGHT LOW INERTIA DRIFT TIRE-32mm</p>

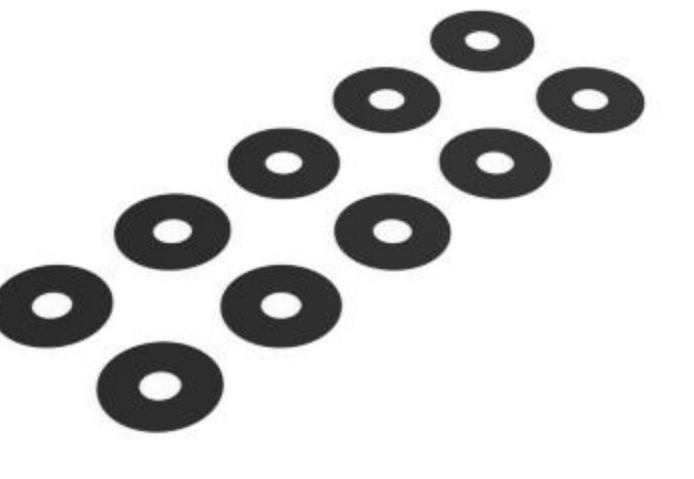
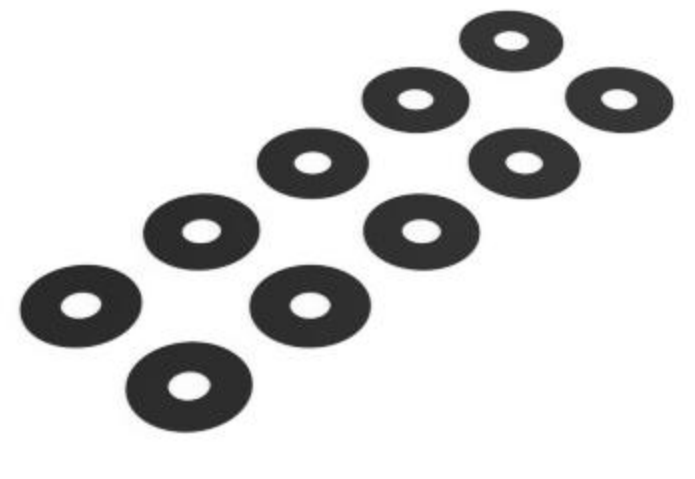







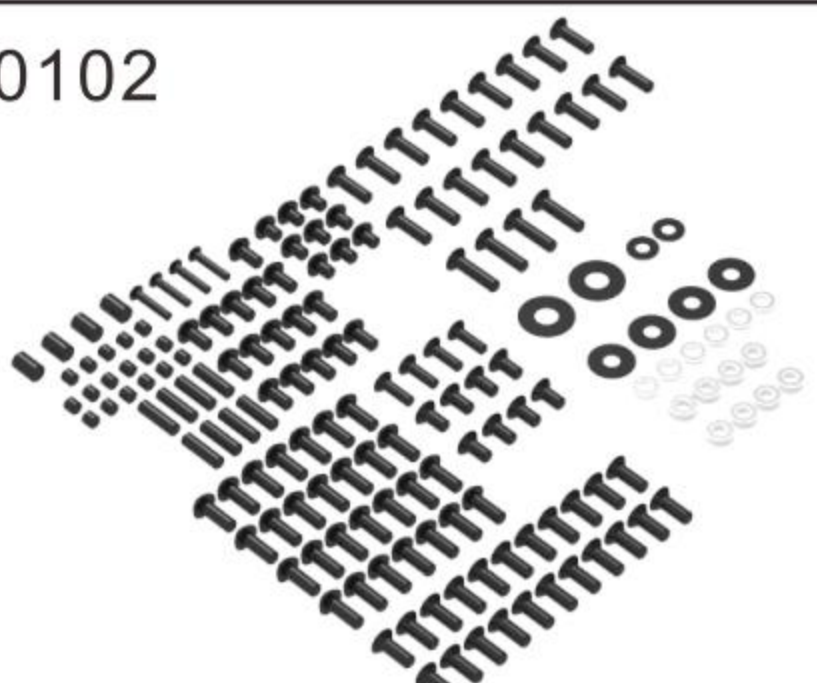




1/10 ELECTRIC TOURING CAR

<p>128401-RD/611710-RD</p>  <p>PC 195x260mm</p> <p>Dt2 PULL CAR SHELL PC PC 195x260mm</p>	<p>128403/611610</p>  <p>PC 195x260mm</p> <p>FLAT CAR SHELL PC 195X260mm</p>	<p>128404/611620</p>  <p>PC 195x260mm</p> <p>FLAT CAR SHELL PC 195x260mm</p>	<p>128405/611630</p>  <p>PC 195x260mm</p> <p>FLAT CAR SHELL PC 195x260mm</p>
<p>128402/611810</p>  <p>PC 195x260mm</p> <p>GTR DRIFT CAR SHELL PC 195x260mm</p>	<p>128406/611820</p>  <p>PC 195x260mm</p> <p>AMG DRIFT CAR SHELL PC 195X260mm</p>		<p>919502 2g 919503 3g 919505 5g 919510 10g</p>  <p>ROUND SHAPE BALANCE WEIGHT</p>
<p>919123</p>  <p>12x3</p> <p>INVISIBLE CAR SHELL PILLAR CIRCULAR MAGNE</p>	<p>919124</p>  <p>12x4</p> <p>INVISIBLE CAR SHELL PILLAR CIRCULAR MAGNE</p>	<p>123089</p>  <p>ALU</p> <p>REAR BODY MOUNT SET -ALU</p>	<p>915306-P M3x6 PA 915308-P M3x6 PA</p>  <p>HEX SET SCREW PA</p>
<p>915325 M3x2.5 915303 M3x3 915304 M3x4 915306 M3x6 915308 M3x8 915310 M3x10 915312 M3x12 915314 M3x14 915408 M4x8</p>  <p>M3 / M4</p> <p>HEX SET SCREW M3 / M4</p>	<p>916310-P M3X10 916312-P M3X12 916315-P M3X15</p>  <p>M3 PA</p> <p>HEX SOCKET CAP SCREW M3 PLASTIC</p>	<p>916205 M2x5 916256 M2.5x6 916110 M2.5x10</p>  <p>M2 M2.5</p> <p>HEX SOCKET CAP SCREW</p>	<p>916308 M3x8 916310 M3x10 916312 M3x12 916314 M3x14 916316 M3x16 916318 M3x18 916320 M3x20 916322 M3x22 916325 M3x25</p>  <p>M3</p> <p>HEX SOCKET CAP SCREW M3</p>
<p>918206 M2x6 918304 M3x4 918208 M2x8 918305 M3x5 918210 M2x10 918306 M3x6 918256 M2.5x6 918308 M3x8 918258 M2.5x8 918310 M3x10 918110 M2.5x10 918312 M3x12 918112 M2.5x12 918314 M3x14 918114 M2.5x14 918316 M3x16</p>  <p>M2 M2.5 M3</p> <p>HEX SCREW ROUND HEAD</p>	<p>917256 M2.5x6 917304 M3x4 917258 M2.5x8 917306 M3x6 917308 M3x8 917310 M3x10 917312 M3x12 917314 M3x14 917316 M3x16</p>  <p>M2.5 M3</p> <p>HEX SCREW FLAT HEAD</p>		
<p>915325-GD M3x2.5 GD 915304-GD M3x4 GD 915306-GD M3x6 GD 915308-GD M3x8 GD 915310-GD M3x10 GD 915312-GD M3x12 GD 915314-GD M3x14 GD</p>  <p>M3-GD</p> <p>HEX SET SCREW M3-GD</p>	<p>916205-GD M2x5 GD</p>  <p>M2-GD</p> <p>HEX SOCKET CAP SCREW M2</p>	<p>918256-GD M2.5x6 GD 918110-GD M2.5x10 GD 918112-GD M2.5x12 GD 918114-GD M2.5x14 GD</p>  <p>M2.5-GD</p> <p>HEX SCREW ROUND HEAD M2.5-GD</p>	

1/10 ELECTRIC TOURING CAR

<p>918304-GD M3x4 GD 918305-GD M3x5 GD 918306-GD M3x6 GD 918308-GD M3x8 GD 918310-GD M3x10 GD 918312-GD M3x12 GD 918314-GD M3x14 GD 918316-GD M3x16 GD</p>	 <p>M3-GD</p>	<p>917304-GD M3x4 GD 917306-GD M3x6 GD 917308-GD M3x8 GD 917310-GD M3x10 GD 917312-GD M3x12 GD 917314-GD M3x14 GD 917316-GD M3x16 GD</p>	<p>917256-GD M2.5x6 GD 917258-GD M2.5x8 GD</p> 
<p>HEX SCREW ROUND HEAD M3-GD</p>		<p>HEX SCREW FLAT HEAD</p>	
<p>918254-Ti M2.5x4 Ti 918256-Ti M2.5x6 Ti 918258-Ti M2.5x8 Ti 918110-Ti M2.5x10 Ti 918112-Ti M2.5x12 Ti 918114-Ti M2.5x14 Ti</p>	<p>918304-Ti M3x4 Ti 918305-Ti M3x5 Ti 918306-Ti M3x6 Ti 918308-Ti M3x8 Ti 918310-Ti M3x10 Ti 918312-Ti M3x12 Ti 918314-Ti M3x14 Ti 918316-Ti M3x16 Ti</p> 	<p>917254-Ti M2.5x4 Ti 917256-Ti M2.5x6 Ti 917258-Ti M2.5x8 Ti 917110-Ti M2.5x10 Ti</p>	<p>917304-Ti M3x4 Ti 917305-Ti M3x5 Ti 917306-Ti M3x6 Ti 917308-Ti M3x8 Ti 917310-Ti M3x10 Ti 917312-Ti M3x12 Ti 917314-Ti M3x14 Ti 917316-Ti M3x16 Ti</p> 
<p>HEX SCREW ROUND HEAD</p>		<p>HEX SCREW FLAT HEAD</p>	
<p>919402 M4-ALU</p>  <p>M4 ALU</p>	<p>919300 M3 919400 M4 919301 M3-F 919401 M4-F</p>  <p>M3 / M4</p>	<p>919300-Ti M3 919400-Ti M4 919301-Ti M3-F 919401-Ti M4-F</p>  <p>Ti</p>	<p>940025 C2.5 940030 C3 940040 C4 940050 C5</p> 
<p>NUT M4</p>	<p>NUT M3 / M4</p>	<p>NUT M3 / M4</p>	<p>E-CLIP</p>
<p>930306 3x6x2.5 930308 3x8x4 930418 4x8x3-F 930410 4x10x4 930518 5x8x2.5-F 930508 5x8x2.5 930510 5x10x4 930512 5x12x4</p>	<p>930612 6x12x4 930814 8x14x4 931015 10x15x4</p> 	<p>930102-R2PRO 930103-R2/G.R2.CR.I21.DT2 930104-T3 930105-FFV3 930106-D2 930107-DRR01 930108-DRR02</p> 	
<p>BALL-BEARING</p>		<p>WHOLE VEHICLE BEARING</p>	
<p>930109-R3-G/R3-C 930110-R3-PRO 930111-T3M 930112-R2-PRO 930113-FF V3M 930114-DRR-01-V2</p> 	<p>940361 3x6x1 940361-5 3x6x1.5 940362 3x6x2 940362-5 3x6x2.5 940363 3x6x3 940364 3x6x4 940365 3x6x5 940366 3x6x6</p>  <p>ALU</p>		<p>940361 3x6x1 940361-5 3x6x1.5 940362 3x6x2 940362-5 3x6x2.5 940363 3x6x3 940364 3x6x4 940365 3x6x5 940366 3x6x6</p>
<p>WHOLE VEHICLE BEARING</p>		<p>WASHER-ALU</p>	
<p>947262 2.5x6x2 947362 3x6x2</p>  <p>ALU</p>	<p>948362</p>  <p>3x6x2mm</p>	<p>940368 3x6x8 940361-0 3x6x10 940361-2 3x6x12</p>  <p>ALU</p>	<p>940391 3x9x1 940391-5 3x9x1.5 940392 3x9x2</p>  <p>ALU</p>
<p>WASHER SFH SCREW FLAT HEAD-ALU</p>	<p>CONICAL SHIM-ALU</p>	<p>WASHER-ALU</p>	<p>WASHER-ALU</p>

1/10 ELECTRIC TOURING CAR

<p>940265 2.6x6 940272 2.6x7 940373 3x 7 x0.3 940375 3x 7 x0.5 943571 3.5x 7 x0.1 943582 3.5x 8 x0.2 943583 3.5x 8 x0.3 943592 3.5x 9 x0.2 943593 3.5x 9 x0.3</p>	<p>943594 3.5x 9 x0.4 945101 5x10x0.1 945102 5x10x0.2 945121 5x12x0.1 945122 5x12x0.2 945123 5x12x0.3</p>		<p>940483 4x8x0.3 944003 4x10x0.3 944005 4x10x0.5 945082 5x8x0.2 945083 5x8x0.3 946003 6x11.5x0.3 947005 7x12x0.5</p>	<p>948003 8x12x0.3 948005 8x12x0.5</p>	
WASHER STEEL			WASHER STEEL		
<p>941302 13.2x15.9x0.2 941303 13.2x15.9x0.3 941304 13.2x15.9x0.4 941305 13.2x15.9x0.5 941502 12x14.8x0.2 941503 12x14.8x0.3</p>			<p>951509 1.5x9 951510 1.5x9.8 951518 1.5x18 950209 2x9 950210 2x9.8 950212 2x12 950218 2x18 950312 3x12</p>	<p>950317 3x17</p> 	
WASHER STEEL			PIN		
<p>960615 6x1.5 960702 7x2 960722 7x2.2 960802 8x2 960822 8x2.2 960825 8x2.5 960902 9x2 961124 11x2.4</p>	<p>961301 13x1 961401 14x1 961501 15x1-13</p>		<p>994018 18T 994019 19T 994020 20T 994021 21T 994022 22T 994023 23T 994024 24T 994025 25T 994026 26T 994027 27T 994028 28T 994029 29T 994030 30T 994031 31T 994032 32T 994033 33T 994034 34T 994035 35T 994036 36T 994037 37T 994038 38T 994039 39T 994040 40T</p> 		
SILICONE O-RING			PINION GEAR ALU HARD COATED 48P		
<p>996024 24T 996025 25T 996026 26T 996027 27T 996028 28T 996029 29T 996030 30T 996031 31T 996032 32T 996033 33T 996034 34T 996035 35T 996036 36T 996037 37T 996038 38T 996039 39T 996040 40T 996041 41T 996042 42T 996043 43T 996044 44T 996045 45T 996046 46T</p> 			<p>994013 18T-30T</p> 	<p>996010 24T-34T 996011 35T-45T</p> 	
PINION GEAR ALU HARD COATED 64P			PINION GEAR ALU HARD COATED 18T-30T / 48P	PINION GEAR ALU HARD COATED 64P	
<p>910102</p> 	<p>910103-GD</p> 		<p>910105-GD</p> 		
WHOLE CAR SCREW (R3-G/C/P、R2、DRR02、D2)	WHOLE CAR SCREW (R3-G/C/P、R2、DRR02、D2)		WHOLE CAR SCREW (T3M、DRR01V2)		
<p>909009 HIGH STRENGTH SCREW GLUE 909010 MEDIUM STRENGTH SCREW GLUE 909011 STICKY RUBBER 909012 FUEL LUBRICATION ADDITIVE</p> 	<p>900100 THE DIFFERENTIAL OIL 900050 SHOCK ABSORBER OIL 909001 GRAPHITE OIL 909002 ENGINE AFTER RUN OIL 909003 AIR FILTER OIL 909004 ONE-WAY LUBE 909005 CERAMIC BEAD OIL 909006 SINGLE BEARING OIL</p>			<p>909007 HIGH SPEED BEARING OIL 909008 SEAL OIL</p> 	
STICKY RUBBER			OIL		