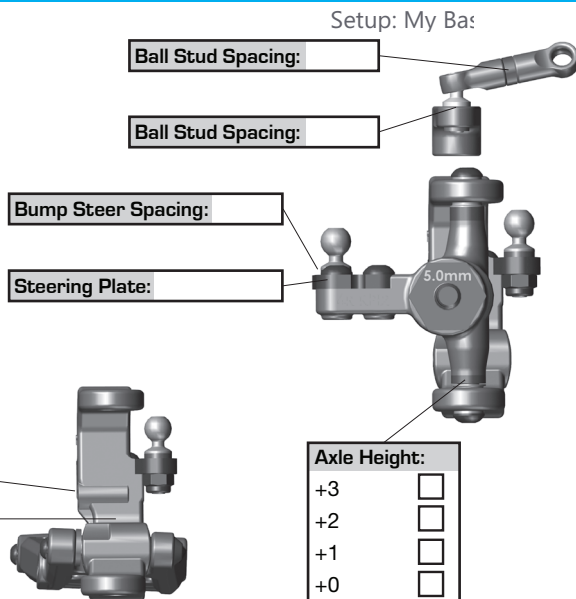


### Front Suspension:

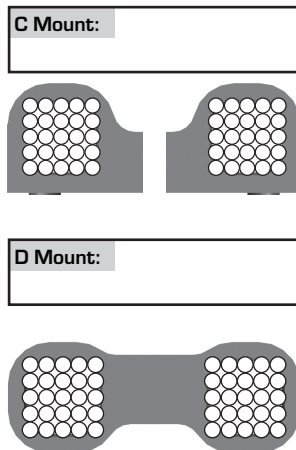
Ride Height: \_\_\_\_\_  
Camber: \_\_\_\_\_  
Toe: \_\_\_\_\_  
Anti-Roll Bar: \_\_\_\_\_  
Arm Type: \_\_\_\_\_  
Tower Type: \_\_\_\_\_  
Wheel Hex: \_\_\_\_\_  
Steering Block KPI: \_\_\_\_\_  
Caster Block Insert: 0 ☐ +2.5 ☐ +5 ☐  
Bulkhead Type: \_\_\_\_\_  
Kick-Up Angle: -2.5 ☐ 0 ☐ +2.5 ☐  
Steering Stop Spacing: \_\_\_\_\_  
Caster Block Spacing: Fwd ☐ Back ☐  
\_\_\_\_\_



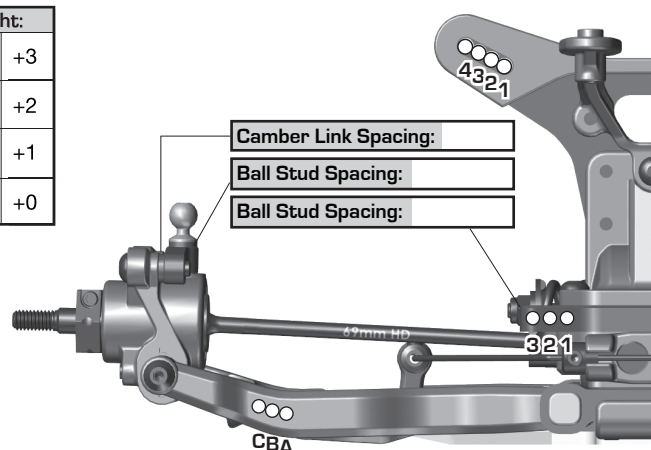
Steering Bellcrank Position: Up ☐ Down ☐  
Ball Stud Spacing: \_\_\_\_\_  
Ball Stud Spacing: \_\_\_\_\_  
Ball Stud Spacing: \_\_\_\_\_  
Ball Stud Spacing: \_\_\_\_\_  
C B A  
Caster Block Link Mount: \_\_\_\_\_  
Front Bulkhead Spacing: \_\_\_\_\_

### Rear Suspension:

Ride Height: \_\_\_\_\_  
Camber: \_\_\_\_\_  
Anti-Roll Bar: \_\_\_\_\_  
Arm Type: \_\_\_\_\_  
Tower Type: \_\_\_\_\_  
Arm Spacing: Fwd ☐ Mid ☐ Back ☐  
Wheel Hex: \_\_\_\_\_  
Hub Type: \_\_\_\_\_  
Hub Spacing: Fwd ☐ Mid ☐ Back ☐  
Drive Shaft: CVA's ☐ Universals ☐  
\_\_\_\_\_



Axle Height:			
<input type="radio"/> 0	3	▲	+3
<input type="radio"/> 1	2	▲	+2
<input type="radio"/> 1	2	▼	+1
<input type="radio"/> 0	3	▼	+0



### Electronics:

Radio: \_\_\_\_\_ Servo: \_\_\_\_\_  
EPA: Throttle: \_\_\_\_\_ % Brake: \_\_\_\_\_ %  
ESC: \_\_\_\_\_  
ESC Settings: \_\_\_\_\_  
Motor / Wind: \_\_\_\_\_ Timing: \_\_\_\_\_  
Pinion: \_\_\_\_\_ Spur: \_\_\_\_\_  
Battery Mount: Std ☐ Offset ☐  
Back 1 ☐ 2 ☐ 3 ☐ 4 ☐ 5 ☐ Forward  
Battery: \_\_\_\_\_ Weight: \_\_\_\_\_  
Notes: \_\_\_\_\_

### Drivetrain:

Differential: Ball Diff: ☐  
Height: \_\_\_\_\_ Gear Diff: ☐  
Diff Setting: \_\_\_\_\_  
Notes: \_\_\_\_\_  
Slipper Clutch:  
Type: \_\_\_\_\_  
# of Pads: \_\_\_\_\_  
Setting: \_\_\_\_\_  
Notes: \_\_\_\_\_

### Shocks:

	Front	Rear
Piston:	_____	_____
Thickness:	_____	_____
Fluid:	_____	_____
Spring:	_____	_____
Limiters:	Int: _____ Ext: _____	Int: _____ Ext: _____
Stroke:	_____	_____
Eyelet:	_____	_____
Cup Offset:	0 <input type="checkbox"/> +5 <input type="checkbox"/> +9 <input type="checkbox"/>	0 <input type="checkbox"/> +5 <input type="checkbox"/> +9 <input type="checkbox"/>
Kashima Bodies:	<input type="checkbox"/>	Chrome Shafts: <input type="checkbox"/> Machined Spacers: <input type="checkbox"/>
Notes:	_____	

### Track Info:

Size: \_\_\_\_\_  
Surface: \_\_\_\_\_  
Traction: \_\_\_\_\_  
Moisture: \_\_\_\_\_  
Condition: \_\_\_\_\_  
Temperature: \_\_\_\_\_  
Notes: \_\_\_\_\_

### Tires:

Front Tires: \_\_\_\_\_  
Front Compound: \_\_\_\_\_  
Front Insert: \_\_\_\_\_  
Rear Tires: \_\_\_\_\_  
Rear Compound: \_\_\_\_\_  
Rear Insert: \_\_\_\_\_  
Wheel (F/R): \_\_\_\_\_  
Notes: \_\_\_\_\_

### Body, Weight:

Body: \_\_\_\_\_  
Front Wing: \_\_\_\_\_  
Rear Wing: \_\_\_\_\_  
Wing Angle: 0° ☐ 3° ☐ 6° ☐  
Chassis Length: \_\_\_\_\_  
Servo Weights: \_\_\_\_\_  
Electronic Weights: \_\_\_\_\_  
Total Vehicle Weight: \_\_\_\_\_

### Vehicle Comments:

\_\_\_\_\_