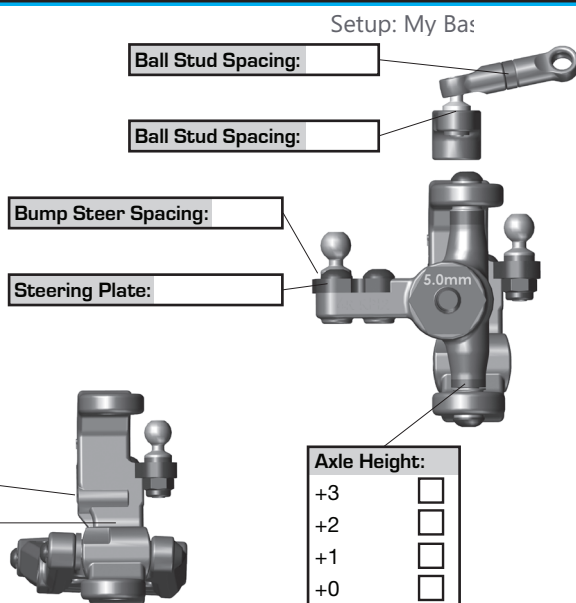


Front Suspension:

Ride Height: _____
Camber: _____
Toe: _____
Anti-Roll Bar: _____
Arm Type: _____
Tower Type: _____
Wheel Hex: _____
Steering Block KPI: _____
Caster Block Insert: 0 ☐ +2.5 ☐ +5 ☐
Bulkhead Type: _____
Kick-Up Angle: -2.5 ☐ 0 ☐ +2.5 ☐
Steering Stop Spacing: _____
Caster Block Spacing: Fwd ☐ Back ☐

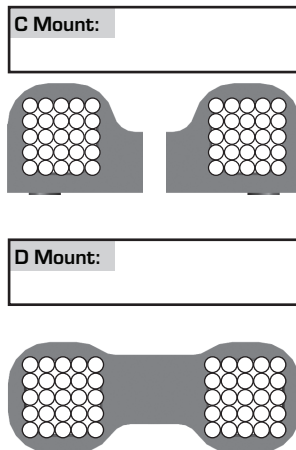


Steering Bellcrank Position: Up ☐ Down ☐
Ball Stud Spacing: _____
Ball Stud Spacing: _____
Ball Stud Spacing: _____
Ball Stud Spacing: _____
3 2 1
3 2 1
C B A
Caster Block Link Mount: _____
Front Bulkhead Spacing: _____

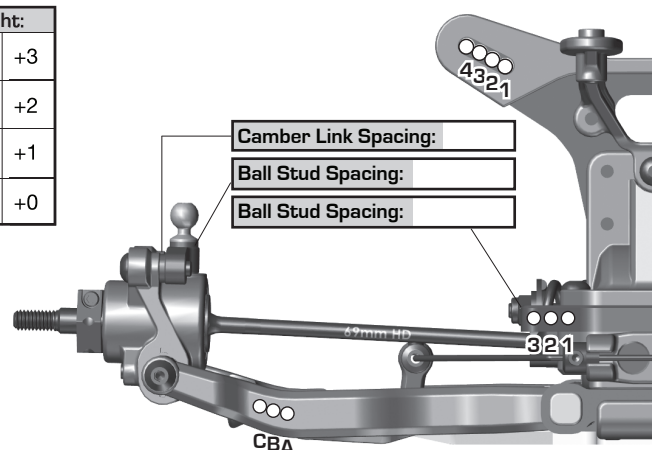
Full details in app: soc

Rear Suspension:

Ride Height: _____
Camber: _____
Anti-Roll Bar: _____
Arm Type: _____
Tower Type: _____
Arm Spacing: Fwd ☐ Mid ☐ Back ☐
Wheel Hex: _____
Hub Type: _____
Hub Spacing: Fwd ☐ Mid ☐ Back ☐
Drive Shaft: CVA's ☐ Universals ☐



Axle Height:			
<input type="radio"/> 0	3	▲	+3
<input type="radio"/> 1	2	▲	+2
<input type="radio"/> 1	2	▼	+1
<input type="radio"/> 0	3	▼	+0



Electronics:

Radio: _____ Servo: _____
EPA: Throttle: _____ % Brake: _____ %
ESC: _____
ESC Settings: _____
Motor / Wind: _____ Timing: _____
Pinion: _____ Spur: _____
Battery Mount: Std ☐ Offset ☐
Back 1 ☐ 2 ☐ 3 ☐ 4 ☐ 5 ☐ Forward
Battery: _____ Weight: _____
Notes: _____

Drivetrain:

Differential: Ball Diff: ☐
Height: _____ Gear Diff: ☐
Diff Setting: _____
Notes: _____
Slipper Clutch:
Type: _____
of Pads: _____
Setting: _____
Notes: _____

Shocks:

	Front	Rear
Piston:	_____	_____
Thickness:	_____	_____
Fluid:	_____	_____
Spring:	_____	_____
Limiters:	Int: _____ Ext: _____	Int: _____ Ext: _____
Stroke:	_____	_____
Eyelet:	_____	_____
Cup Offset:	0 <input type="checkbox"/> +5 <input type="checkbox"/> +9 <input type="checkbox"/>	0 <input type="checkbox"/> +5 <input type="checkbox"/> +9 <input type="checkbox"/>
Kashima Bodies:	<input type="checkbox"/>	Chrome Shafts: <input type="checkbox"/> Machined Spacers: <input type="checkbox"/>
Notes:	_____	

Stroke

Track Info:

Size: _____
Surface: _____
Traction: _____
Moisture: _____
Condition: _____
Temperature: _____
Notes: _____

Tires:

Front Tires: _____
Front Compound: _____
Front Insert: _____
Rear Tires: _____
Rear Compound: _____
Rear Insert: _____
Wheel (F/R): _____
Notes: _____

Body, Weight:

Body: _____
Front Wing: _____
Rear Wing: _____
Wing Angle: 0° ☐ 3° ☐ 6° ☐
Chassis Length: _____
Servo Weights: _____
Electronic Weights: _____
Total Vehicle Weight: _____

Vehicle Comments:
