

TRACK CONDITIONS

☐ Indoor ☐ Tight ☐ Smooth ☐ Hard Packed ☐ Blue Groove

☐ Wet ☐ Low Bite ☐ High Bite ☐ Outdoor ☐ Open ☐ Rough ☐ Loose/Loamy

☐ Dry ☐ Dusty Setup: My Base Setup

[Open in So Dialed App](#)

ENGINE

Gasket

mm

Plug

Muffler

Fuel

Clutch bell

☐ 13T

☐ 14T

Shoes

☐ 3

☐ 4

Spring

mm

DIFF Front

Oil #

Center

Oil #

Rear

Oil #

T

x

T

Spur gear

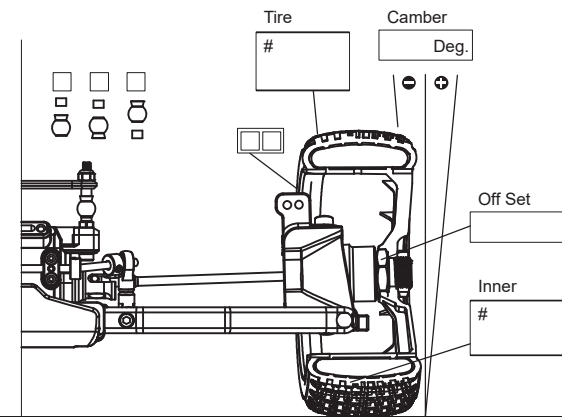
T

T

x

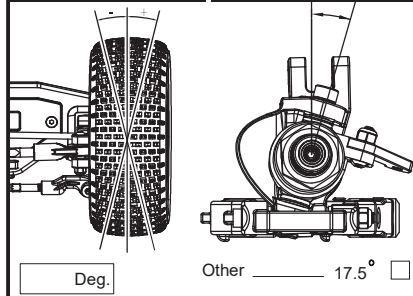
T

FRONT SUSPENSION



FRONT TOE ANGLE

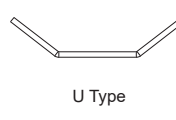
CASTER ANGLE



ANTI-ROLL BAR

FRONT

2.4mm  
2.6mm  
2.8mm  
3.0mm  
others



KICK UP

TOE ANGLE

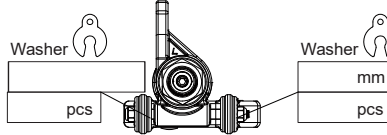


ANTI SQUAT

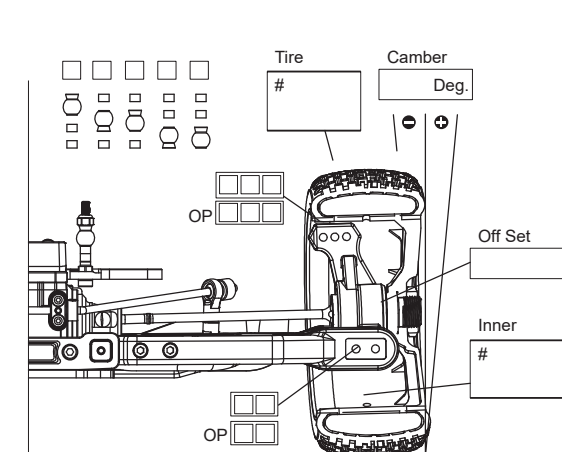
TOE ANGLE



WHEEL BASE



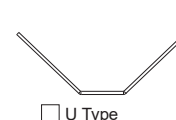
REAR SUSPENSION



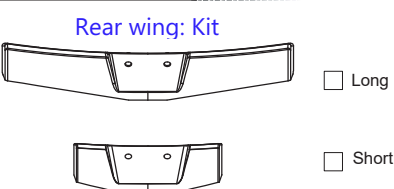
ANTI-ROLL BAR

REAR

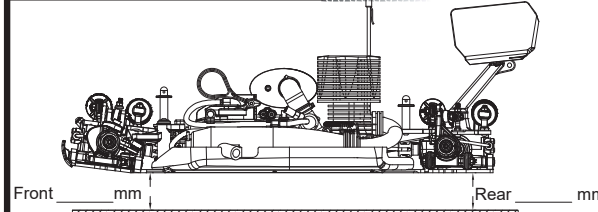
2.4mm  
2.6mm  
2.8mm  
3.0mm  
others



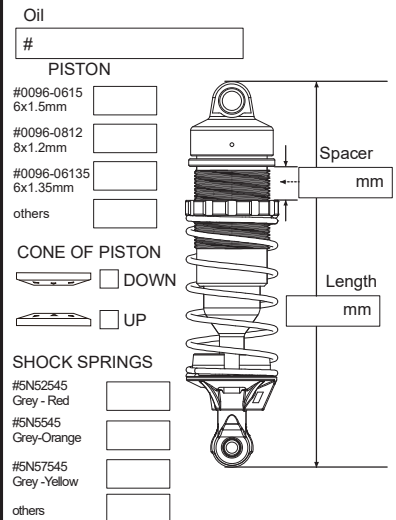
ACKERMAN



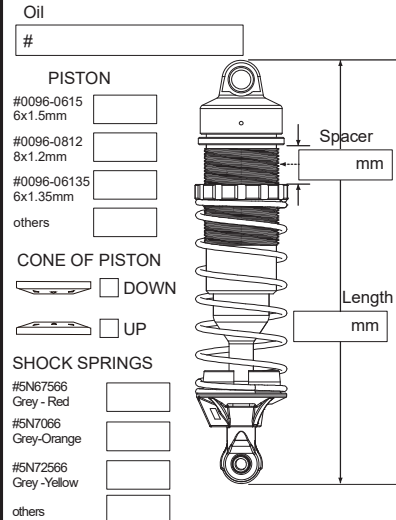
RIDE HEIGHT



FRONT SHOCK



REAR SHOCK



DROOP LIMITER

