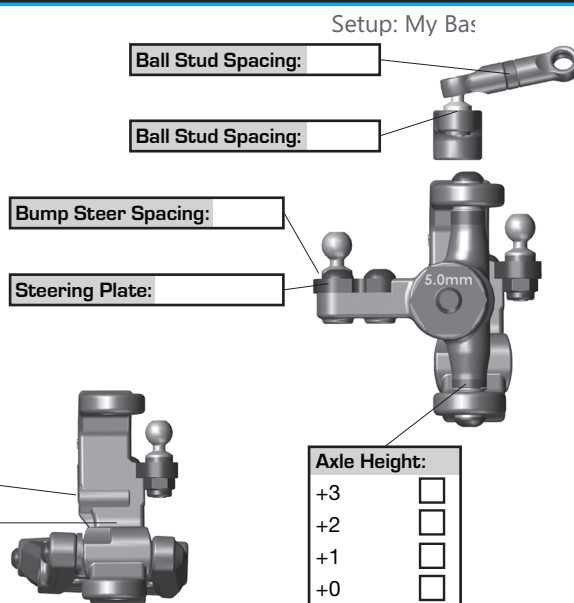


Front Suspension:

Ride Height:
Camber:
Toe:
Anti-Roll Bar:
Arm Type:
Tower Type:
Wheel Hex:
Steering Block KPI:
Caster Block Insert: 0 <input type="checkbox"/> +2.5 <input type="checkbox"/> +5 <input type="checkbox"/>
Bulkhead Type:
Kick-Up Angle: -2.5 <input type="checkbox"/> 0 <input type="checkbox"/> +2.5 <input type="checkbox"/>
Steering Stop Spacing:
Caster Block Spacing: Fwd <input type="checkbox"/> Back <input type="checkbox"/>

Steering Bellcrank Position: Up ☐ Down ☐

Ball Stud Spacing:

Ball Stud Spacing:

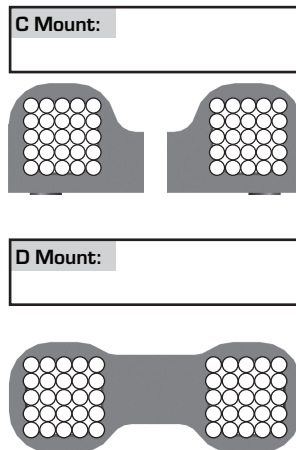
Ball Stud Spacing:

Caster Block Link Mount:

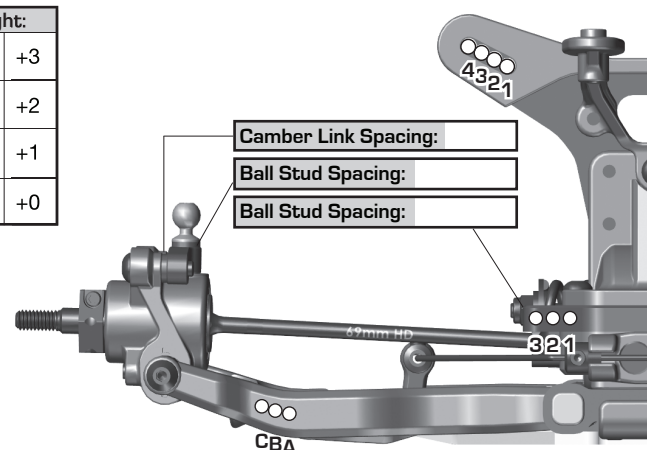
Front Bulkhead Spacing:

Rear Suspension:

Ride Height:
Camber:
Anti-Roll Bar:
Arm Type:
Tower Type:
Arm Spacing: Fwd <input type="checkbox"/> Mid <input type="checkbox"/> Back <input type="checkbox"/>
Wheel Hex:
Hub Type:
Hub Spacing: Fwd <input type="checkbox"/> Mid <input type="checkbox"/> Back <input type="checkbox"/>
Drive Shaft: CVA's <input type="checkbox"/> Universals <input type="checkbox"/>



Axle Height:			
<input type="radio"/>	▼0	3▲	+3
<input type="radio"/>	▼1	2▲	+2
<input type="radio"/>	▲1	2▼	+1
<input type="radio"/>	▲0	3▼	+0



Electronics:

Radio:	Servo:
EPA: Throttle: %	Brake: %
ESC:	
ESC Settings:	
Motor / Wind:	Timing:
Pinion:	Spur:
Battery Mount: Std <input type="checkbox"/> Offset <input type="checkbox"/>	
Back 1 <input type="checkbox"/> 2 <input type="checkbox"/> 3 <input type="checkbox"/> 4 <input type="checkbox"/> 5 <input type="checkbox"/> Forward	
Battery:	Weight:
Notes:	

Drivetrain:

Differential:	Ball Diff: <input type="checkbox"/>
Height:	Gear Diff: <input type="checkbox"/>
Diff Setting:	
Notes:	

Slipper Clutch:

Type:
of Pads:
Setting:

Shocks:

	Front	Rear
Piston:		
Thickness:		
Fluid:		
Spring:		
Limiters: Int: Ext: Int: Ext:		
Stroke:		
Eyelet:		
Cup Offset: 0 <input type="checkbox"/> +5 <input type="checkbox"/> +9 <input type="checkbox"/> 0 <input type="checkbox"/> +5 <input type="checkbox"/> +9 <input type="checkbox"/>		
Kashima Bodies: <input type="checkbox"/> Chrome Shafts: <input type="checkbox"/> Machined Spacers: <input type="checkbox"/>		
Notes:		



Track Info:

Size:
Surface:
Traction:
Moisture:
Condition:
Temperature:
Notes:

Tires:

Front Tires:
Front Compound:
Front Insert:
Rear Tires:
Rear Compound:
Rear Insert:
Wheel (F/R):
Notes:

Body, Weight:

Body:
Front Wing:
Rear Wing:
Wing Angle: 0° <input type="checkbox"/> 3° <input type="checkbox"/> 6° <input type="checkbox"/>
Chassis Length:
Servo Weights:
Electronic Weights:
Total Vehicle Weight:

Vehicle Comments:

--