

FACTORY SETUP SHEET

Agama
1/8 NITRO BUGGY

DATE

DRIVER

TRACK

TRACK CONDITIONS

☐ Indoor ☐ Tight ☐ Smooth ☐ Hard Packed ☐ Blue Groove

☐ Wet ☐ Low Bite ☐ High Bite ☐ Outdoor ☐ Open ☐ Rough ☐ Loose/Loamy

☐ Dry ☐ Dusty Setup: My Base Setup

Full details in app: sodialed.com/s/VuxD

ENGINE

Gasket

mm

Plug

Muffler

Fuel

Clutch bell

☐ 13T

☐ 14T

Shoes

☐ 3

☐ 4

Spring

mm

DIFF Front

Oil #

Center

Oil #

Rear

Oil #

T

x

T

Spur gear

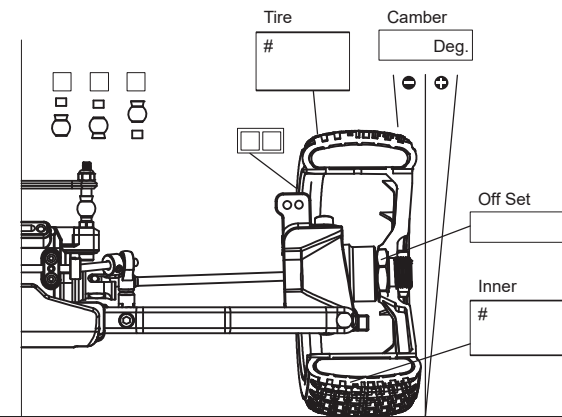
T

T

x

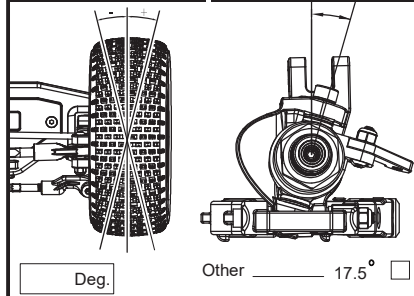
T

FRONT SUSPENSION



FRONT TOE ANGLE

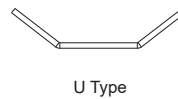
CASTER ANGLE



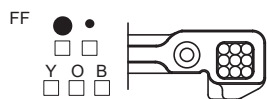
ANTI-ROLL BAR

FRONT

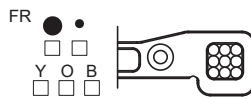
2.4mm
2.6mm
2.8mm
3.0mm
others



KICK UP

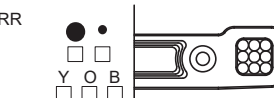
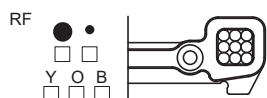


TOE ANGLE

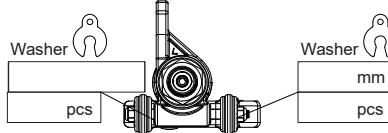


ANTI SQUAT

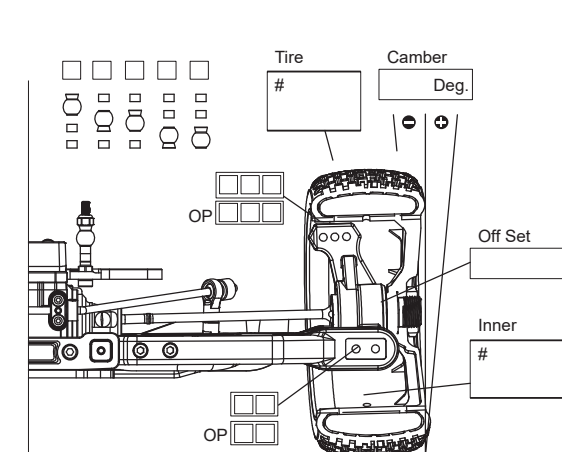
TOE ANGLE



WHEEL BASE



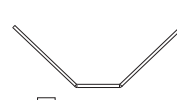
REAR SUSPENSION



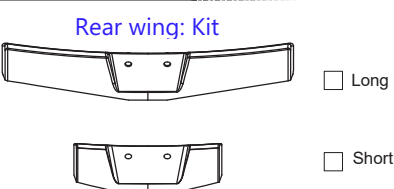
ANTI-ROLL BAR

REAR

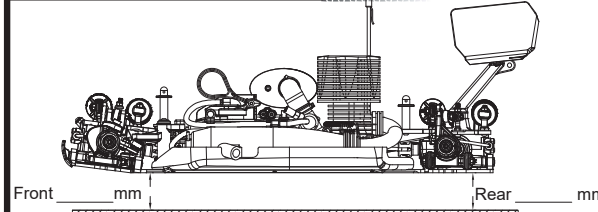
2.4mm
2.6mm
2.8mm
3.0mm
others



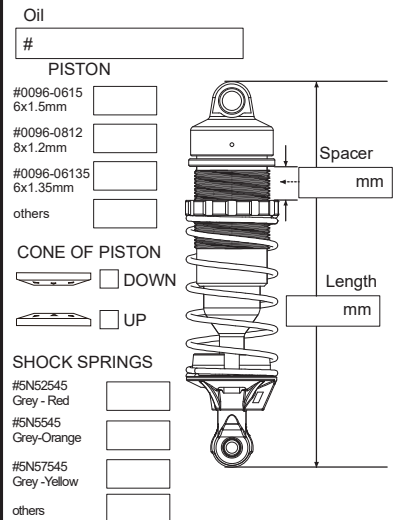
ACKERMAN



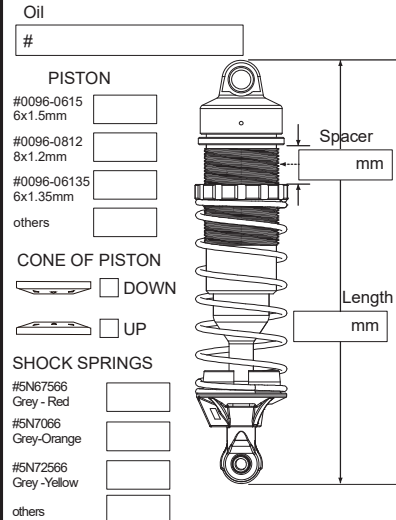
RIDE HEIGHT



FRONT SHOCK



REAR SHOCK



DROOP LIMITER

