

SET-UP SHEET

X4'25 SET-UP SHEET VER. 1 ©XRAY

XRAY X4'25

RACE				
TRACK				
NAME		DATE		
QUAL POSITION	FINAL POSITION	BEST LAP TIME	LAPS	TIME
		/sec		/

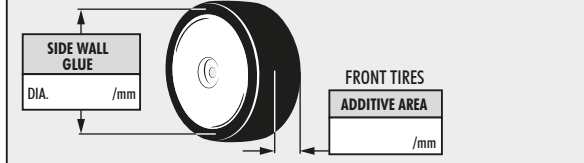
TRACK		
TRACK SURFACE	<input type="checkbox"/> CARPET	<input type="checkbox"/> ASPHALT
TRACK LAYOUT	<input type="checkbox"/> TECHNICAL	<input type="checkbox"/> MIXED <input type="checkbox"/> FAST
TRACTION	<input type="checkbox"/> LOW	<input type="checkbox"/> MEDIUM <input type="checkbox"/> HIGH

FRONT		TRANSMISSION		REAR	
GEAR DIFF OIL	/cSt	<input type="checkbox"/> FRONT SOLID AXLE	GEAR DIFF OIL	/cSt	
PINION	/T	SPUR GEAR	/T	FINAL DRIVE RATIO	

FRONT		SHOCKS		REAR	
XRAY SPRINGS					
OIL /cSt					
REBOUND %					
<input type="checkbox"/> YES <input type="checkbox"/> NO	FOAM INSERTS				<input type="checkbox"/> YES <input type="checkbox"/> NO
<input type="checkbox"/> 4 HOLES	1.1mm	1.1mm	<input type="checkbox"/> 4 HOLES		
<input type="checkbox"/> PSS	1.2mm	1.2mm	<input type="checkbox"/> PSS		
SHOCK LENGTH	/mm	/mm	SHOCK LENGTH	/mm	

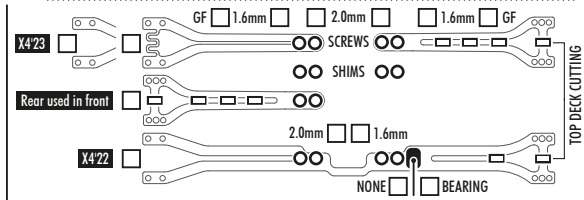
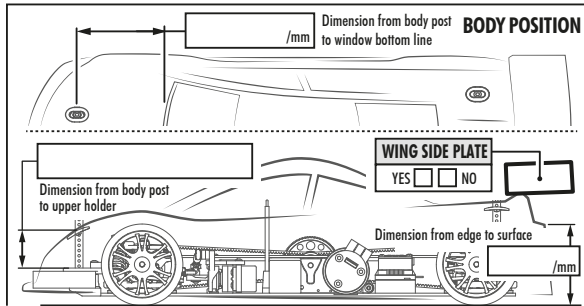
THICKNESS/mm	ANTI-ROLL BAR	THICKNESS/mm
--------------	----------------------	--------------

TIRES		ADDITIVE	
ADDITIVE TIMING		WIPE OFF TIME	
Timing:	Temp.:	Timing:	Temp.:



TOTAL WEIGHT	/g	WEIGHT BALANCE	FRONT	%
--------------	----	----------------	-------	---

MOTOR	TIMING
ESC	BATTERIES
BODY	WING



COMMENTS	
Open in So Dialed App	

