




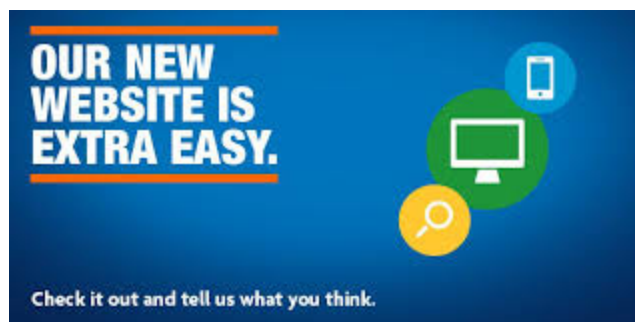
## ***June 2018 Newsletter***



***Meeting your Heating & Cooling needs since 1990!***

9301 Reading Rd.  
Cincinnati, OH 45215  
513-769-0871

Visit us on the web at: [www.cincinnatiheatingandcooling.com](http://www.cincinnatiheatingandcooling.com)



Check out our updated website that offers more information and interactive options in order to better meet your heating and cooling needs!

Please visit us at: <http://cincinnatiheatingandcooling.com> and check out all of the new updates designed with your convenience in mind.

- Product information for new systems, air quality, humidifiers and more
- Schedule service and preventative maintenance appointments
- In-home new system estimates
- Make payments through our Payzer system
- Financing options including online applications
- Submit reviews of our products and services
- Support tab for frequently asked questions and a troubleshooting guide



# SUMMER

Home Cleaning & Maintenance Checklist

## indoor

### House Cleaning

- ☐ Refrigerator Coils and Door Gasket
- ☐ Range Hood and Filter
- ☐ Bathroom Vent Fans, Drains and Showerheads
- ☐ Ceiling Fan Blades
- ☐ Clothes Dryer Vent Pipe
- ☐ Wipe Down and Clean Baseboards
- ☐ Clean the Garbage Disposal and Dishwasher

### Home Maintenance

- ☐ Air Conditioner Filter
- ☐ Water and Ice Maker Filters
- ☐ Hot Water Heater
- ☐ Test Carbon Monoxide and Smoke Detectors
- ☐ Run Water and Flush Toilets in Unused Spaces
- ☐ Check Water Softener

## outdoor

### House Cleaning

- ☐ Mold and Mildew
- ☐ Air Conditioner Drain Line
- ☐ Clean Grill
- ☐ Remove Leaves and Debris from Gutters and Downspouts
- ☐ Power Wash Driveway, Decks/ Porches and Sidewalks
- ☐ Wash Exterior Windows

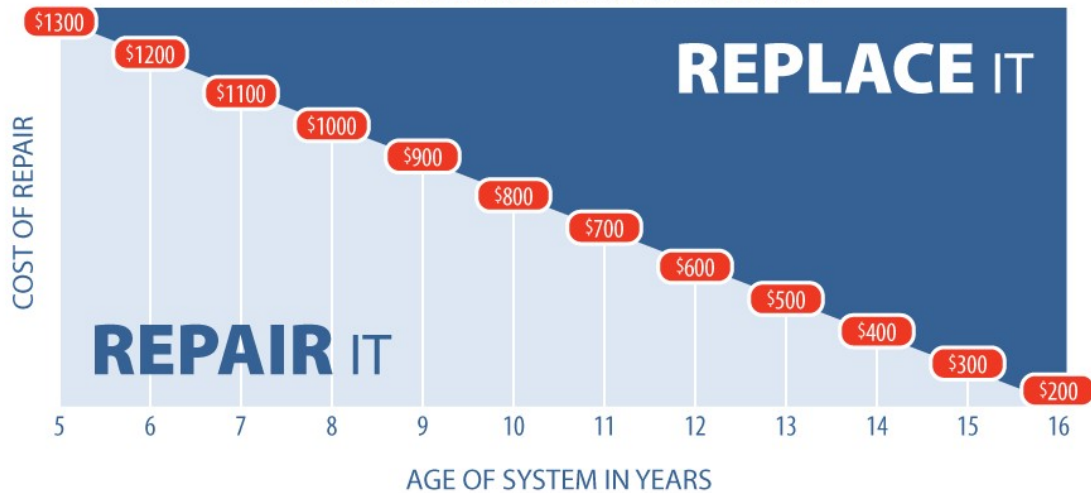
### Home Maintenance

- ☐ Inspect Crawl Space
- ☐ Patch Cracks and Holes in Driveway
- ☐ Prune Shrubs Around A/C Units
- ☐ Check Lawn Irrigation
- ☐ Exterior Paint Touch-Ups

# WHEN IS IT TIME TO REPAIR OR REPLACE YOUR HVAC UNIT?

With the seasons changing now is the time to think about your heating and air conditioning system. Is it in good shape? Does it need major work?

Use this guide to decide if it's time for a new, more efficient model.




Call our office today at (513)769-0871 and schedule your free in home estimate.



# THE FUTURE OF AIR CONDITIONING

## NEW RULES, NEW EQUIPMENT

  
**\*66%**  
**CENTRAL UNITS**

Over half of central air conditioning units in the U.S. still use R22 refrigerant. With the new Montreal Protocol prompting the phase out of R22, it will become more expensive to refresh these units. Saving for new equipment is recommended.

**2020**

The year R22 refrigerant - the popular, yet ozone-damaging cooling agent in AC units - will stop being produced



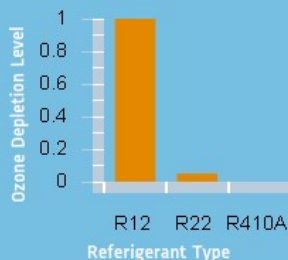
  
**\*23%**  
**ROOM UNITS**

Nearly all window units in the U.S. use R22 refrigerant as a cooling agent. Now, along with central units, R410A - a more environmentally friendly agent - will begin replacing R22. When purchasing new equipment, inquire about which one is used.

## A CLEANER ENVIRONMENT, A BETTER AIR CONDITIONER

  
**R22**  
**REFRIGERANT**

Systems using R22 stopped being produced in 2010. However, many are still around. R22 is now around 800% more expensive than it was before! Average units take around 7 lbs.



### REFRIGERANT HAS EVOLVED

The graph shows the evolution of refrigerant, starting with R12, the oldest of examples. R410A boasts a 0 depletion level. We've come a long way!

  
**R410A**  
**REFRIGERANT**

Today, this is the preferred cooling agent in AC units. If your warranty is up on your R22 unit, consider investing in an R410A unit to save money, protect the ozone and prepare for the future.

# MEET OUR TEAM!

This month we are featuring: **Kevin Cord - Service Technician**



Kevin joined Air Plus in 2016 as an apprentice and has worked his way up to a service technician. Kevin's technical skill, patience, eye for detail and desire to get the job done right the first time ensures he will continue to increase his skills and continue to be an important asset to Air Plus. Kevin lives in Reading with his girlfriend and their 5 year old daughter who is his truly his little princess.



**Anytime is the right time to sign up for our preventative maintenance program!**

When it comes to your comfort system our Preventative Maintenance Program delivers peace of mind, when our professionally trained technicians come out they will perform prescribed maintenance and a series of safety tests on your system to assure optimum performance.

Our Preventative Maintenance Agreement provides:

- Improved health and safety

- Reduced energy bills
- Extended equipment life
- Improved system efficiency
- Fewer Breakdowns

The agreement includes (1) spring and (1) fall precision tune up and professional cleaning, other benefits of owning a maintenance agreement include discounts on parts, priority scheduling and 24/7 emergency service calls.

Call our office and speak to one of our office professionals for pricing and to set up your Preventative Maintenance appointment today!

---

**How to Save Energy  
on Cooling Your Home This Summer**

**Set Your Thermostat to 74 °F or Higher**  
A simple adjustment, such as switching the setting from 72 °F to 78°F degrees, can help you save up to 10% of your cooling costs.

**Flip On the Fan**  
Turn to ceiling fans and portable fans to help cool rooms whenever possible, rather than relying entirely on your A/C.

**Weather-Strip and Caulk Drafty Spots**  
Seal drafty doors and windows to prevent conditioned air from escaping your home. A properly weatherproofed home can save you up to 5% on cooling costs.

**Prevent Scorching Sunlight from Sneaking In**  
The sun can really increase a room's temperature, which means your A/C will have to work harder to keep your home cool. Draw curtains and blinds to block out direct sunlight.

**Get Maintenance on Your HVAC System**  
To make sure that your A/C is in tip-top shape, be sure to get a maintenance check. It's important to have a well performing system if you're looking to keep cooling costs down. A maintenance check will help ensure that your A/C is working properly and efficiently the entire summer season.

---





**Q.** What could be wrong if your central air conditioner blows cool but not cold air and seems to be always running?

**A.** Your condenser may be dirty and the evaporator coils should be cleaned there may be inadequate air flow around the condenser. if there is a leak, your unit may be out of refrigerant you might have a leak in your duct system

**Q.** If you shut off the AC when you are gone from the house does it cost more to cool the house back to the right temperature when you return?

**A.** With air conditioning systems, the equipment runs at peak efficiency when it operates for long periods. Cooling your house back to the comfortable temperature will use less electricity than the unit would use cycling on and off for short periods to maintain the set temperature. If your house takes too long to get back to a comfortable temperature, you might investigate getting a programmable thermostat, and set it to start heating or cooling your house an hour or so before you return. You could also set the thermostat back, to a lower temperature for heating, or a higher one for cooling, while you are gone, rather than turning it off completely.

**Q.** Is using ceiling fans and the air conditioner at the same time cost efficient or a waste of energy?

**A.** If you only use ceiling fans in the rooms that you are in, then it will save a bundle. Just remember to turn the fans off when you leave a room. You can also buy motion sensors that will turn lights or fans on automatically.

**Q.** Why should I replace my working furnace or air conditioner?

**A.** Although your present furnace or air conditioner may be working, if it is more than 12 years old you should consider replacing it with a new high efficiency system. A new heating and air conditioning system could save up to 50 percent on energy costs, and save you money in the long run on heating repairs. While these products save you money on your utility bills, they also offer a better degree of comfort within your home.

**Please keep the questions coming for our future Newsletters and remember,  
if we use your question you will earn a \$10 gift card!**

Email questions to; [airpluscinti@outlook.com](mailto:airpluscinti@outlook.com)

(Gift cards will be mailed to the address we have on file unless otherwise stated in the email)

## Easy Summer Cookout Menu Ideas

OUTDOOR ENTERTAINING 6

### GROUND BEEF SIZZLERS



**1/2 cup soy sauce**  
**2 tablespoons sugar**  
**1 teaspoon crushed ginger root or 1/2 teaspoon ground ginger**

Mix soy sauce, sugar, ginger and garlic. Shape meat into 4 patties. Place patties in shallow glass dish; pour soy sauce mixture over patties. Cover; refrigerate at least 30 minutes. Remove patties from marinade; reserve marinade.

Place patties on grill 4 inches from hot coals. Cook about 7 minutes on each side, basting with reserved marinade. Serve in hamburger buns, 4 servings.

### TERIBURGERS

**1 clove garlic, crushed**  
**1 pound ground beef**  
**4 hamburger buns, split and buttered**

Mix soy sauce, sugar, ginger and garlic. Shape meat into 4 patties. Place patties in shallow glass dish; pour soy sauce mixture over patties. Cover; refrigerate at least 30 minutes. Remove patties from marinade; reserve marinade.

Place patties on grill 4 inches from hot coals. Cook about 7 minutes on each side, basting with reserved marinade. Serve in hamburger buns, 4 servings.

### JUMBO MEATBALL KABOBS

Allow 1/2 pound ground beef per serving. Season with salt, pepper, Worcestershire sauce and pinch thyme. Shape into 3 meatballs. On skewers, alternate meatballs and 2 pimiento-stuffed olives. Cook over hot coals until desired doneness. Serve with hot buttered rolls.

©Copyright 1973 by General Mills, Inc. All rights reserved. Printed in U.S.A.

### Recipe for: Grilled Loaded Fries

#### Ingredients:

- 1 bag frozen crinkle-cut French fries
- 1 tablespoon garlic butter, melted
- 4 slices American cheese
- 2 tablespoons sliced green onions
- 2 tablespoons cooked real bacon bits



#### Directions:


- Step 1:** Heat gas or charcoal grill to medium-high heat. Toss frozen French fries with melted garlic butter.
- Step 2:** Tear off 2 lengths of Heavy Duty Foil to make foil packets. Place half of the fries in a single layer in the center of 1 piece of foil. Loosely fold foil around edges to form a packet, leaving large hole at top to allow steam to escape; repeat with remaining fries and foil.
- Step 3:** Place foil packets on grill over indirect heat. Cover grill; cook 20 to 30 minutes, until fries are crispy and baked through.
- Step 4:** Top each packet with 2 slices cheese; cook about 2 minutes longer or until cheese is melted.
- Step 5:** Sprinkle with sliced green onions and bacon bits just before serving.

Summertime Fun.... Enjoy

### Grandma's Potato Salad

#### Ingredients

- 4 large potatoes
- 1 small onion
- 3/4 C. Chopped Celery
- 2 hard boiled eggs, Chopped
- 2/3 Cup Mayonaise
- 2 tsp salt
- Pepper



#### Directions

1. Boil potatoes with skins on. When potatoes are tender drain & cool.
2. When cool, peel and slice into large bowl.
3. Add remaining ingredients. Mix all together.
4. Taste and add more salt if necessary.

DO NOT SKIMP on salt or mayonaise!



### Red, White & Blue Tarts

#### FILLING:

- 1/2 cup whipping cream
- 1/4 cup powdered sugar
- 1/2 cup sour cream
- 1 teaspoon grated lemon peel
- 3/4 cup halved strawberries
- 3/4 cup blueberries

#### CRUST:

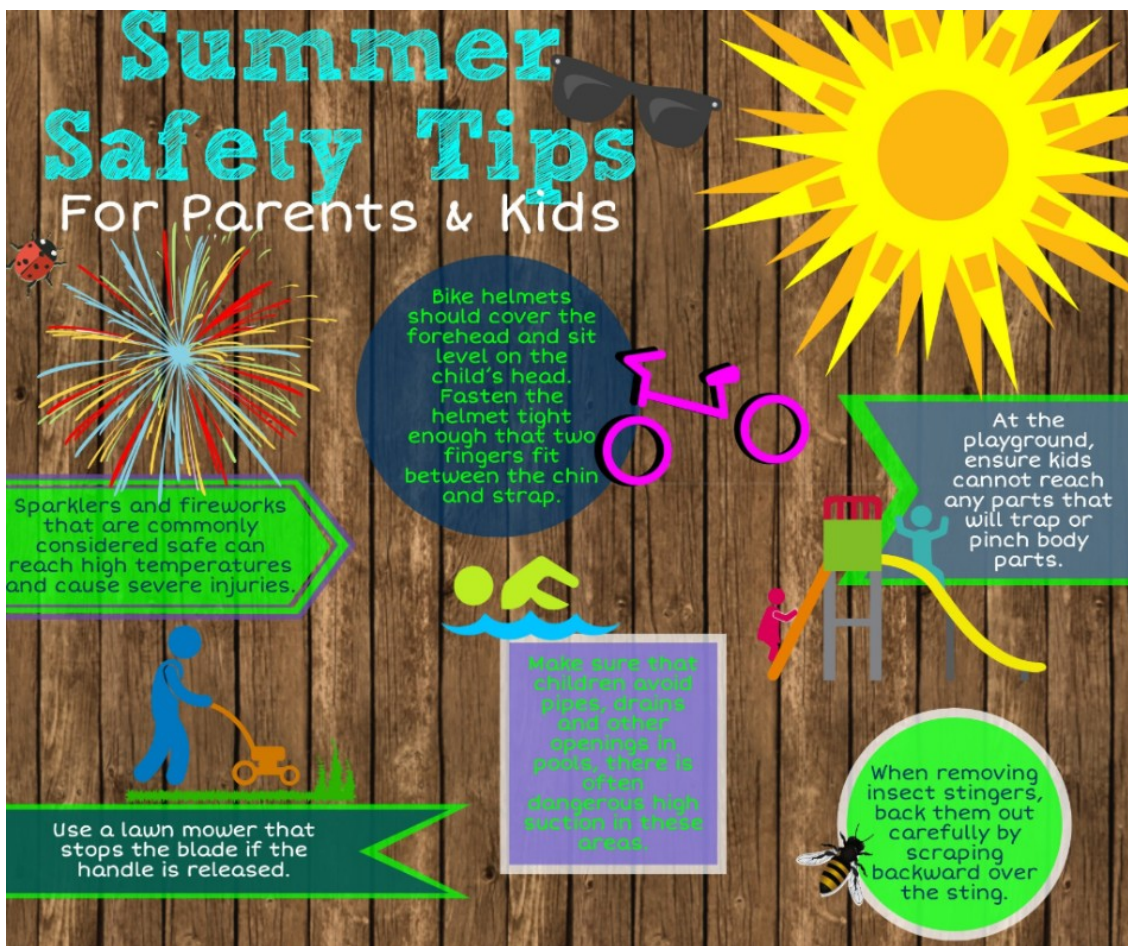
- 1 1/4 cup graham cracker crumbs
- 1/2 cups margarine or butter
- 1/4 cup sugar

**FILLING:** Combine whipping cream and powdered sugar. Beat on low until well mixed, scraping sides of bowl occasionally. Beat at high speed until peaks form. Fold in sour cream and lemon peel. Gently fold in berries.

**CRUST:** Combine Graham Cracker crumb, sugar & melted butter or margarine & mix well. Press into the bottom of baking cups or 9 inch pie pan.

Spoon mixture evenly into crusts. Refrigerate one hour before serving. If desired, garnish with additional fruit and small flags.

Store in refrigerator.





<https://www.facebook.com/airpluscincinnati/>

Copyright © \*|2017|\* \*|Air Plus Heating & Cooling|\*, All rights reserved.

**Our mailing address is:**  
9301 Reading Rd.  
Cincinnati, Ohio 45215



Want to change how you receive these emails?  
You can [update your preferences](#) or [unsubscribe from this list](#).