



HEATING & AIR CONDITIONING



COLEMAN® ECHELON™ SERIES FURNACES

Echelon™ Series CP9C and CPLC Models
80% & Up to 98% AFUE





Legendary efficiency

The name that defined outdoor living is now redefining indoor living. Coleman® Echelon™ Series modulating gas furnaces are smarter, more connected, more efficient and more reliable than ever before. With convenient technology and quality you can trust, Echelon™ Series modulating gas furnaces set new standards for high efficiency home comfort. They're part of a complete Coleman® HVAC home comfort system that's built for the daily adventure of real life, and represent a new way of thinking that can only be found in Coleman® HVAC products.



Even comfort. Variable-speed models circulate air longer for reduced energy use, fewer hot and cold spots, longer periods of air filtering and fewer starts and stops versus conventional furnaces.



Greater efficiency. Echelon™ CP9C modulating units are ENERGY STAR® Most Efficient qualified with up to a 98% Annual Fuel Utilization Efficiency (AFUE) rating, and can reduce energy costs nearly 38% compared to older, 60% AFUE models.



Higher accuracy. Traditional furnaces run at one or two heating stages. But Echelon™ furnaces continuously modulate in increments of less than 1% to save fuel by matching your desired temperature more accurately as outside temperatures change.



Fine-tuned operation. Whether you live in a dry, temperate or humid climate, *EcoTrak™* technology helps your installer fine-tune the blower operation for your specific installation.



Easy-installation cabinets. Echelon™ Series gas furnaces have some of the smallest cabinets in the industry – just 33 inches high. This space-saving design provides additional space for humidifiers, air filters or other indoor air quality (IAQ) accessories.



Airtight cabinets. With a blower compartment rated at less than 2% leakage, conditioned air loss and air infiltration is minimized.



Flexible installation. Echelon™ gas furnaces are compatible with conventional thermostats and Wi-Fi® enabled thermostats like the Coleman® Echelon™ Hx™ Touch-screen Thermostat for greater convenience and control.



Consumers Digest Best Buy. Echelon™ CP9C modulating gas furnaces are judged a superior value by consumer product raters for high-performance and quality among gas furnaces.



The Coleman® Echelon™ Series CP9C modulating gas furnaces have received the Consumers Digest Best Buy Award.


The Best Buy seal is a registered trademark of Consumers Digest Communications, LLC, used under license. Coleman® HVAC products are recognized for quality.



The colder it is outside, the more heat your home loses, creating additional demand on your heating system. Depending on the time of day, and the type of furnace you have, your home can experience drastic temperature fluctuations. Understanding the differences between furnace types will help make your home more comfortable while minimizing energy use.

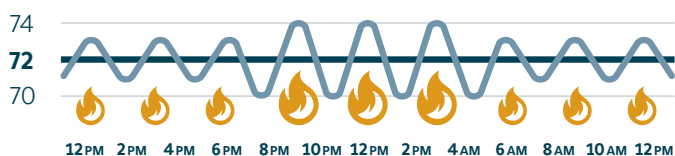
— Ideal 72°
Thermostat
Setting

— Temperature
Fluctuations



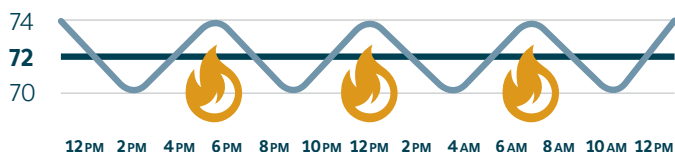
Modulating gas furnaces

Coleman® Echelon™ modulating gas furnaces are designed to maintain your ideal temperature by modulating heating levels from 50% to 100% of capacity to match the precise degree of heating required. Comfort is dramatically increased as the furnace continuously adjusts its level of operation to offset the rate at which heat leaves your home.



Two-stage gas furnaces

Two-stage gas furnaces offer two levels of performance. Operation varies between the first and second stage based on demand. Compared to a single-stage furnace, a two-stage furnace provides two opportunities to meet your comfort needs. However, this type of furnace will cycle more often than a modulating furnace like Echelon™ gas furnaces.



Single-stage gas furnaces

Traditional, single-stage gas furnaces operate much like a light bulb – either on or off. The output is always at the same rate, making the furnace cycle more often than a two-stage or modulating system to meet your comfort requirements.

Iconic quality



Coleman® HVAC units are designed, engineered and assembled in the United States, where we closely monitor and improve processes that directly affect quality. It's this promise of excellence that allows us to offer outstanding warranties, meet the highest industry standards and deliver energy-saving comfort that lasts a lifetime. That's why Echelon™ gas furnaces come standard with our Complete Assurance™ Warranty Pledge – If the heat exchanger fails within 10 years of installation, we provide optional furnace replacement in lieu of heat exchanger replacement. Because when it comes to home comfort, you can rely on the legendary quality of Coleman® HVAC.



*Lifetime Heat Exchanger Limited Warranty requires online registration within 90 days of installation. Otherwise, the warranty reverts to a standard 20-year Limited Warranty.

**10-year Parts Limited Warranty requires online registration within 90 days of installation. Otherwise, the warranty reverts to a standard 5-year Parts Limited Warranty.

***1-year Labor Limited Warranty requires registration within 90 days of installation. Only applicable for 2016 and newer models.

Ask about financing

Ask your Coleman® HVAC Contractor about available financing options. Applying is easy, and upon approval, you'll enjoy low monthly payments and financing offers.

Part of a complete system

Coleman® Echelon™ Series systems bring together state-of-the-art technology with carefully matched equipment to deliver an unparalleled combination of precision and efficiency – all part of Coleman® HVAC comfort.



CP9C Variable-Speed Up to 98% AFUE Furnaces



MODEL	INPUT MBH HIGH	OUTPUT MBH HIGH	% AFUE	DIMENSIONS (INCHES)		
				H	W	D
CP9C060B12MP12C	60	58	97.5	33.0	17.5	30.25
CP9C080B12MP12C	80	77	97.5	33.0	17.5	30.25
CP9C080C16MP12C	80	78	97.7	33.0	21.0	30.25
CP9C100C16MP12C	100	97	97.7	33.0	21.0	30.25
CP9C100C20MP12C	100	97	97.7	33.0	21.0	30.25
CP9C120D20MP12C	120	116	98.0	33.0	24.5	30.25



CPLC Variable-Speed 80% AFUE Furnaces

MODEL	INPUT MBH HIGH	OUTPUT MBH HIGH	% AFUE	DIMENSIONS (INCHES)		
				H	W	D
CPLC060A12MP12C	60	47	80.0	33.0	14.5	30.25
CPLC080B12MP12C	80	62	80.0	33.0	17.5	30.25
CPLC080C16MP12C	80	62	80.0	33.0	21.0	30.25
CPLC100C16MP12C	100	78	80.0	33.0	21.0	30.25
CPLC100C20MP12C	100	78	80.0	33.0	21.0	30.25
CPLC120C20MP12C	120	95	80.0	33.0	21.0	30.25

When connected to a Coleman® Echelon™ Variable Capacity Residential System featuring our Touch-screen Communicating Control Thermostat, the Echelon™ CP9C achieves ENERGY STAR® Most Efficient qualified performance on 97.5% AFUE and above models.

You can depend on Coleman® HVAC to deliver comfortable performance all day long, year after year. Want to know more? Contact your Coleman® HVAC Contractor or find a local dealer at www.ColemanAC.com.



©2017 The Coleman Company, Inc., Coleman,  and  are registered trademarks of The Coleman Company, Inc., used under license. All rights reserved. Subject to change without notice. www.colemanac.com Form PUBL-6173-G-0817 Supersedes: PUBL-6173-F-1015. Printed in USA.

