



COMMERCIAL STEAM BOILER

D249 COMMERCIAL



COMMERCIAL GAS-FIRED STEAM BOILER

D249 Commercial Bases are pre-assembled at the factory with burner manifold, burner orifices, gas valves and electronic ignition installed; ready for field installation of the pre-tested sections and appropriate packages.

Plug 'N Play Harness and Junction Box

Individual base and junction box controls are designed for easy installation.

The entire boiler links together in a snap with a factory supplied color-coded wiring harness.

CSD1 Options

Available with a CSD-1 option to comply with CSD-1 standards where required by building code. The CSD-1 option provides the increased number of controls and safety devices required to meet CSD-1 standards.


D249 FEATURES

Electronic Ignition Base Standard Equipment

- Base
- Fire Door
- Burner Orifice
- Manifold
- Main and Pilot Burner
- Electronic Pilot Gas Valve
- Intermittent Pilot Module
- Complete Jacket Assembly

Steam Trim Package

- Low Water Cut-Off
- Glass Gauge Set
- Safety Valve
- Steam Gauge
- Pressure Limit
- Drain Valve



RATINGS


AHRI CERTIFIED RATINGS

DIMENSIONS

MODEL	Input MBH ⁽¹⁾	Gross Output MBH ⁽¹⁾	Steam PPF ⁽²⁾	Steam Sq. Ft. ⁽³⁾	Steam MBH ⁽²⁾	Thermal Efficiency	Base Size & Flue Outlet			Chimney Size ⁽⁴⁾ I.D. x Ht.	Flue Collector Size to Chimney	Horsepower Gross Output ⁽⁵⁾
							300 8"	400 10"	500 12"			
D249-300S	300	233	1.333	729	175	77%	1	0	0	8" x 20'	8	6.96
D249-400S	400	310	1.333	971	233	77%	0	1	0	10" x 20'	10	9.25
D249-500S	500	388	1.333	1213	291	77%	0	0	1	12" x 20'	12	11.58
D249-600S	600	465	1.333	1454	349	77%	2	0	0	12" x 20'	12	13.88
D249-700S	700	543	1.333	1696	407	77%	1	1	0	12" x 20'	12	16.21
D249-800S	800	620	1.333	1938	465	77%	0	2	0	14" x 20'	14	18.51
D249-900S	900	698	1.333	2183	524	77%	0	1	1	14" x 20'	14	20.84
D249-1000S	1000	775	1.333	2421	581	77%	0	0	2	14" x 20'	14	23.13
D249-1100S	1100	853	1.333	2667	640	77%	1	2	0	16" x 20'	16	25.46
D249-1200S	1200	930	1.333	2908	698	77%	0	3	0	16" x 20'	16	27.76
D249-1300S	1300	1008	1.333	3150	756	77%	1	0	2	16" x 20'	16	30.09
D249-1400S	1400	1085	1.333	3392	814	77%	0	1	2	18" x 20'	18	32.39
D249-1500S	1500	1163	1.333	3633	872	77%	0	0	3	18" x 20'	18	34.72

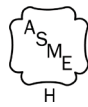
- Ratings are at sea level to 2,000 feet. For altitudes above 2,000 feet, reduce all ratings 4% for each 1,000 feet above sea level.
- Net steam ratings based on piping and pickup allowance of 1.333 (300-1500). Contact Technical Support before selecting boiler for installations having unusual piping and pick-up factors, such as intermittent system operations, extensive piping systems, etc.
- Ratings in square feet are computed at 240 Btu/square foot for steam boilers.
- Chimney sizes shown are one option based on a typical venting system as shown in Figure 6 of the Installation Manual, and sized according to the National Fuel Gas Code, assuming Type B double wall vent and vent connectors, other venting system designs are acceptable as shown on Flue Connection and Venting section of the installation manual. For further chimney design and sizing information, consult the National Fuel Gas Code, ANSI Z223.1/NFPA 54-latest revision, or ASHRAE HVAC Systems and Equipment Handbook, Chimney, Gas Vent, and Fireplace Systems, or the Standard for Chimneys, Fireplaces, Vents, and Solid Fuel Burning Appliances. NFPA 211. Follow standard engineering practice.
- Ratings based on 33,500 Btu/h per horsepower.

RIGHT & LEFT END TAPPINGS



A: Supply & Return	4"
B: Primary LWCO & Gauge Glass Set	1/2"
C: Drain (Left & Right End)	3/4"
D: Plugged	1/2"
E: Accessories	1"
*F: Safety Valve	1"
G: Plugged or Electronic (Probe Type) LWCO	3/4"

**If opening F is to be used for something other than the Safety Valve or Pressure Relief Valve, or the Safety/Relief Valve is larger than 1", the Safety/Relief Valve must be installed in the Header Piping as near to the boiler as possible.*



ECR International, Inc. 2201 Dwyer Avenue, Utica, NY 13501
Tel. 800 253 7900
www.ecrinternational.com



All specifications subject to change without notice.
©2021 ECR International, Inc.
PN 240009440 Rev. [09/02/21]