

**VISUAL STORY – WINTER WONDERLIGHTS**  
**25 June – 19 July**

**SOVEREIGN**

**HILL**

MUSEUMS  
ASSOCIATION



# TABLE OF CONTENTS

| Winter Wonderlights Multi-sensory Event |                                | Winter Wonderlights Zones |                                 | Planning your visit |                             |
|---|--------------------------------|---------------------------|---------------------------------|---------------------|-----------------------------|
| 3                                       | Visual Story Terms             | 11                        | WWL Zoned Map                   | 19                  | Tickets                     |
| 4                                       | Winter Wonderlights Atmosphere | 12                        | Zones from 5pm                  | 20                  | Ticket Prices               |
| 5                                       | WWL Event Visual Symbols       | 13                        | Shining Streetscapes PINK ZONE  | 21                  | Message from Sovereign Hill |
| 6                                       | Sensory Supports               | 14                        | Diggings After Dark PURPLE ZONE |                     |                             |
| 7                                       | I will see                     | 15                        | Fairylight Fun GREEN ZONE       |                     |                             |
| 8                                       | I will hear                    | 16                        | Reflections of Winter BLUE ZONE |                     |                             |
| 9                                       | I may feel                     | 17                        | Food and Drink Available        |                     |                             |
| 10                                      | I may smell                    | 18                        | Festive Treats                  |                     |                             |



# VISUAL STORY TERMS

---

## TERM

## MEANING

|                 |  |
|-----------------|--|
| <b>SH</b>       | Sovereign Hill, museum name  |
| <b>SH Staff</b> | All Sovereign Hill staff and volunteers                                |
| <b>SH Guide</b> | A Sovereign Hill staff or volunteer who guides my tour                 |
| <b>WWL</b>      | Winter Wonderlights event - starts once the sun goes down from 5.45pm. |
| <b>Precinct</b> | An area of the museum  |
| <b>Township</b> | The precincts in the outdoor museum                                    |
| <b>Brazier</b>  | A container used to hold a fire  |
| <b>Display</b>  | WWL sound and light show including projects and soundscapes            |

# SH WINTER WONDERLIGHTS ATMOSPHERE

Winter Wonderlights (WWL) is a **three-week multi-sensory winter event** held at Sovereign Hill during the Victorian mid-year school holidays.

During the event, the 1850s township is **decorated with Christmas lights, large-scale light projections, snow, and displays.**

I can learn more at the WWL website [Winter Wonderlights](#)

## MULTI-SENSORY STIMULATION



**WWL is a multi-sensory event.**

I may experience different sights, sounds, and other sensations happening at the same time.

## DARK OUTDOOR ENVIRONMENT



**WWL is a night-time experience.**

I may find it harder to see in low-light areas.  
The museum may look and feel different in the dark.

## SEASONAL WINTER WEATHER




**WWL is a Winter event.**

I may feel the temperature change over the day.  
I will experience colder weather.



# WWL EVENT VISUAL SYMBOLS

## I will see:



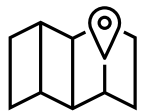
**Projections** with moving images and patterns on buildings at night.



**Lights** in different colours that might shine, flicker, or move in the dark.



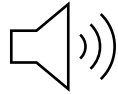
**Fireworks**, bright bursts of light will appear from buildings and then quickly disappear.



**Map numbers** help me to find different places during WWL.

I can use it to know where I am, and to plan my visit.

## I will hear:



**Soundscapes** of different voices, music or sound effects that repeat.



**Performances** of people playing music, acting or a show.

## I may feel:



**Snow** that is wet and lands like little bubbles on me. The fake snow fall is safe.



**Overwhelmed by crowds**, with less personal space around me. It may take longer to move in areas.



**Quiet spaces** are where there is often less noise and fewer people.

I can use these spaces to rest, calm down, and plan my visit.

## I may smell:



**Smoke** from the brazier or fireplace. It may be a strong burnt or woody smell.



**Scents** that are sweet or spicy, warm, earthy and strong.



**Food and drink** with stronger smells because they are freshly cooked


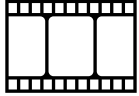
# SH SENSORY SUPPORTS

## I can:

- Bring a support person or items with me to help me feel more comfortable during the event.
- Check the temperature for Ballarat before I visit and wear warm comfortable clothing.
- Get a pass out from the front entrance and take a break from the event during the day or night.
- Organise a meeting point with my group, go to a quiet space, and go inside a building to have some time out from the event,

| MULTI-SENSORY ENVIRONMENT   | WINTER WEATHER OUTDOOR EVENT  |
|---|---|
| <p><b>I can bring:</b></p> <ul style="list-style-type: none"><li>• <b>Sight:</b> sunglasses, glasses, a hat with a brim, a cap or hood.</li><li>• <b>Noise:</b> noise-cancelling headphones or ear plugs.</li><li>• <b>Smell:</b> face mask or a scented item.</li><li>• <b>Touch:</b> gloves, long sleeves, comfortable shoes.</li><li>• <b>Comfort:</b> fidget toy or comfort object.</li><li>• <b>Comforting snacks</b> and a drink bottle.</li><li>• <b>Small torch</b> or I can use the torch on my phone.</li></ul> | <p><b>I can:</b></p> <ul style="list-style-type: none"><li>• Wear thermal clothing, waterproof shoes, a warm coat – waterproof jacket.</li><li>• Bring gloves, scarf, beanie or hat.</li><li>• A small umbrella or hand warmers.</li><li>• If I drive, I can have clothing items in my car in case the weather changes.</li><li>• Buy warm drinks or food.</li><li>• Warm my hands near the braziers.</li><li>• Sit inside a venue, take a break in my car.</li></ul> |

# I WILL SEE BRIGHT LIGHTS AND MOVING IMAGES



## I can:

- look away for a moment
- close my eyes for a moment
- go inside a building
- move further away so the images look smaller and less bright
- move into a darker space
- go inside
- move further away so the lights are less intense
- look at the ground or focus on something else nearby

# I WILL HEAR MANY SOUNDS AT THE SAME TIME



## I can:

- cover my ears to dull the sound
- wear noise cancelling headphones or ear plugs
- close my eyes and listen to just the sounds
- stand further away from the speakers so the sound is quieter
- go to a quiet space
- move around the precincts as I can see the projection repeated
- stand at the back or side of the audience area
- leave during the performance and take a break
- move further away so the sounds are less intense


# I MAY FEEL OVERWHELMED OR UNCOMFORTABLE



## I can:

- shake or wipe the snow off
- use a towel or tissue to wipe the snow fall off
- watch from a distance
- move away to a dry sheltered area
- watch from a distance
- move away to a dry sheltered area
- stand at the back or side of the audience area
- leave during the performance and take a break
- move further away so the sounds are less intense

# I MAY SMELL OVERPOWERING SMELLS



## I can:

- Wear a face mask
- Move away from the source of the smell if it feels too strong
- Walk past a strong smell quickly
- Step away and take a breath of fresh area
- If the smell is inside, step outside
- Move to a less crowded area
- Use a calming or grounding strategy
- Bring my own food
- Eat outside

# WWL ZONED MAP

I can visit four WWL zones.

I can use the colour key to locate the precincts on the map.

## SHINING STREETSCAPES

I will see projections on the Main Street Buildings.

I can walk from the Blacksmiths **Map 22** up to Steinfelds at the top of the hill **Map 47**.

## FAIRYLIGHT FUN

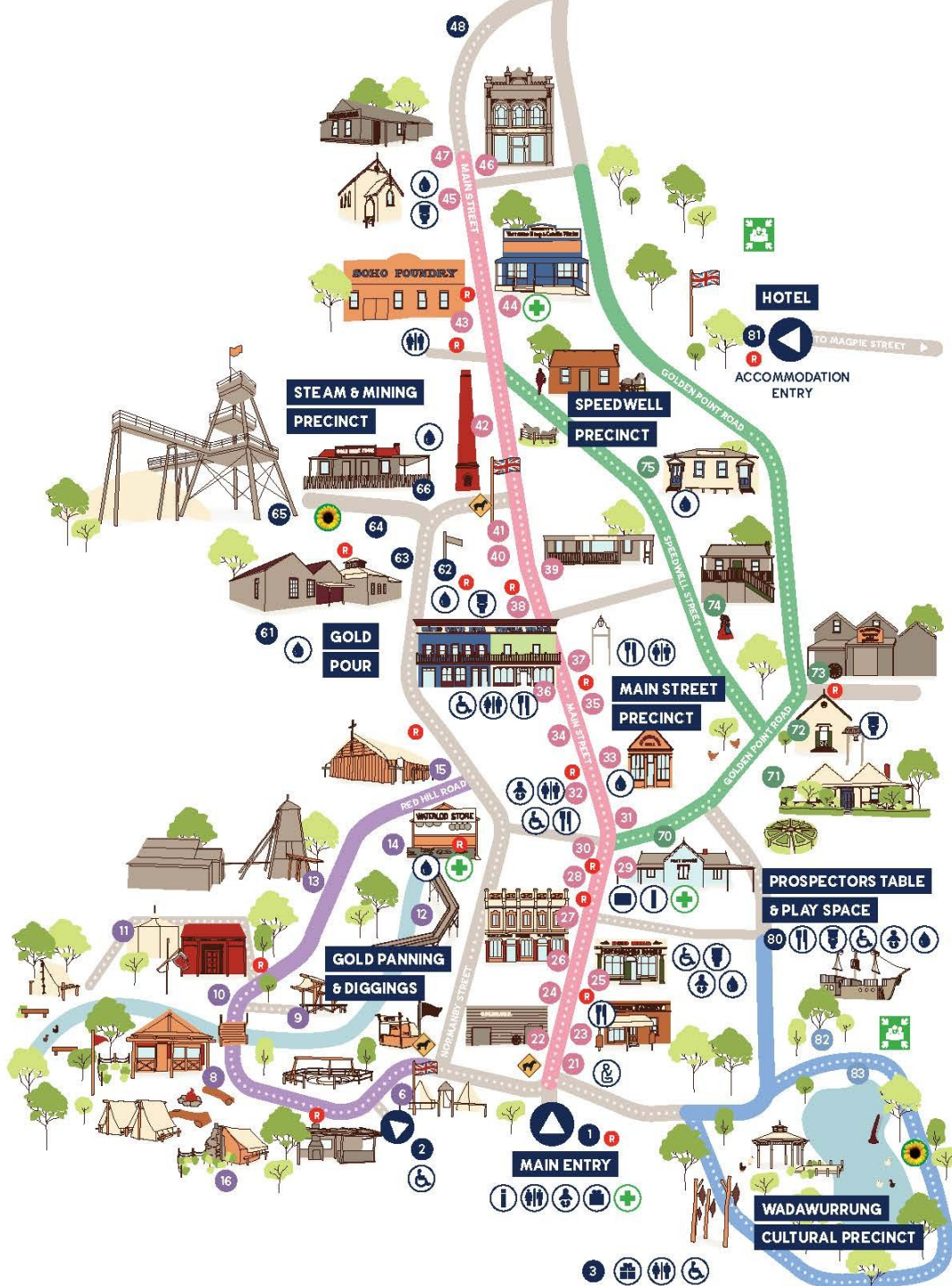
I will see 18KM's of fairylights along Speedwell Street cottages and the gardens.

## THE DIGGINGS AFTER DARK

I will hear-the-sounds of people singing, talking, on the diggings at night.

## REFLECTIONS OF WINTER

I will see lights on the surface of the Post Office Dam.



# SH ZONES FROM 5PM

## SHINING STREETSCAPES

I will see and hear projections in **Main Street.**



## DIGGINGS AFTER DARK

I will see lights and hear soundscapes at the **Diggings and Chinese Village.**



## FAIRYLIGHT FUN

I will see fairylights decorating **Speedwell Street** buildings and gardens.



## REFLECTIONS OF WINTER

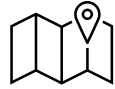
I will hear music and see light reflected on the **Post Office Dam** water.



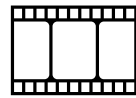
# SHINING STREETSCAPES: 4.30PM – 7PM | 8.45PM - 10PM



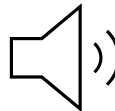
I can walk up and down Main Street to see the projections on the outside of the buildings.



- I can walk along Main Street from **Map 21 to Map 47** to view the projections.
- I do not need to go inside any buildings to see the projections as they are on the outside.



- I will see colourful moving projections shown in **15-minute** blocks that repeat.
- I can move along the street to view them from different angles and on different buildings.



- I will hear a countdown from **10 to 1** at **5:45pm**, which signals the start of the projections.
- I will hear music and sounds that accompany the projections.



- I can hear The Hill Band between **12pm – 4pm**. I can move away if it is too loud.
- I can hear the brass band play Christmas Carols between 4.40pm to 5.30pm.



- I might feel the fake snow land on my skin or clothing. I can brush it off if I don't like it.
- I will see three snowfalls. I will see the snow fall from buildings **Map 24, 36, 28, 44**.



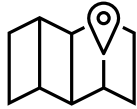
- I might feel overwhelmed by the crowds in the street.
- I can move to the wider roads at the top of **Main Street (Map 44)**, where there is more space.



- I might smell smoke from the braziers. SH staff monitor the fires and will put wood on.
- I can move away from the brazier. Sometimes the smell of smoke will stay with me for a while.



**I can walk along Red Hill Road and stop to listen to the sounds of people down at the Diggings and the Chinese Village**



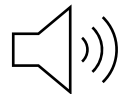
- I can view the Diggings **Map 6**, Red Hill Mine **Map 13**, and St Alipius Church **Map 15**.
- I can view the Chinese Village at **Map 8 and 10**.




- I can walk on wider roads. I can take my time as I walk up the hill.
- I can pause and look at the lights in the Chinese Village at **Map 8 and 10**.



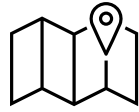
- I will see lights that look like lanterns.
- I will see lights in trees.



- I will hear voices singing, talking or a dog barking. I can stop and listen.
- I will hear the soundscape repeat every 15 minutes. I can do not have to listen to it all.



I can walk along Speedwell Street and visit the cottages and gardens decorated with fairy lights.



- I can visit a school Map 75 and cottages **Map 74**.
- I can visit Church Map 72 and the Brightview Gardens **Map 71**.



- I can walk on wider roads. I can look down at Main Street to see the projections.
- I can take a break in the Linton Cottage garden, down from **Map 74**.



- I will see cottages, fences and plants outlined in fairy lights.
- I can use the fairy lights to guide me as I walk down the paths.



- I can visit an 1850's family inside the cottage.
- I can stop and speak to them, or I can walk past them.



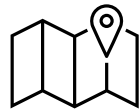
- I can enter the cottage through the open front door. I can exit out the back door.
- I might feel crowded in the cottage as they are small. I don't have to stay inside.



- I might smell a fire at the cottage. SH staff will put wood on the fires and check them.
- I might smell strong smoke in the cottage. I can leave the cottage for fresh air.



### I can walk along Red Hill Road and stop to listen to the sounds of people down at the Diggings and the Chinese Village



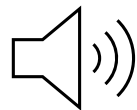
- I can visit St Nichola's Grotto **Map 83**.
- I can visit Wadawurrung Cultural Precinct and walk around the dam using the path.



- I can have my photo taken with St Nicholas between **2pm – 4pm & 5pm – 7pm Map 83**.
- I might have to wait in line for my turn.



- I will see lights on the water. The lights will change colour.
- I will see lights in trees and fairy lights twinkling in the dark.



- I will hear music through loudspeakers.
- I can wear headphones or cover my ears if it is too loud.



- I might see many people lining up to buy food, visit St Nick or shopping.
- I can walk or I can move away and take a slow walk around the dam.



- I might smell strong smoke from the braziers. I can check the wind direction and move away.
- I might smell different food smells at the Winter Store **Map 82 4pm – 7pm**. I can move away.



MAP 80

### The Prospector's Table

10am – 7pm | 10pm  
Dine-in & Take-away



#### I can buy:

- Fresh coffee
- Chips, sandwiches, pies
- Cake, ice-cream, fruit
- Cold drinks

**Vegetarian, Vegan,  
Gluten Friendly items**



MAP 32

### New York Bakery

11am – 6.45pm | 9pm  
Dine-in



#### I can buy:

- Fresh coffee
- Hearty comfort food
- Sweet & savoury options
- Cold drinks

**Vegetarian, Vegan,  
Gluten Friendly items**



MAP 23

### Hope Bakery

10am – 7pm  
Take-away



#### I can buy:

- Sausage rolls, pies & pasties
- Slices, pastries, biscuits
- Christmas treats

**Vegan &  
Vegetarian items**



MAP 40

### Tinsmiths

10am – 7pm | 9.30pm  
Take-away



#### I can buy:

- Hot drinks
- Meatball Sub
- Christmas treats
- Cold drinks

**Vegetarian items**



MAP 36

### United States Hotel

12pm – 7pm | 10pm  
Dine-in & Take-away



#### I can buy:

- Gilded Grog Cocktail
- Hot mulled wine
- Beer



# FESTIVE TREATS

I can enjoy special Christmas in July shops, meals, sweets and craft during the day or night.



**MAP 80**

## Winter Store

4pm – 7pm | 10pm



**MAP 70**

## Market Stalls

12pm – 7pm | 10pm



**MAP 37**

## WWL Dinner

5pm & 6.45pm

Book at the United States Hotel



**MAP 27**

## Confectionery Shop

10am – 7pm | 10pm



**MAP 21**

## Christmas Craft

11am – 6pm



**SOVEREIGN**

**HILL** MUSEUMS  
ASSOCIATION



# TICKETS

Around 100,000 people enjoy WWL during the three-week event.

I can plan my visit in advance.

I can book my tickets online <https://www.sovereignhill.com.au/events/winter-wonderlights/>

I can buy tickets at the Front Entrance. I should check online first to make sure tickets are still available.

I can choose from **three ticket types**.

| DAILY  | EVENING  | NIGHT   |
|--|--|---|
| 10am to 7pm  | 5pm to 7pm   | 8pm to 10pm   |
| WWL projections start at <b>5.45pm</b>   | WWL projections start at <b>5.45pm</b>   | WWL projections start at <b>8.45pm</b>  |
| <b>Monday to Sunday</b>  | <b>Saturday</b>  | <b>Friday &amp; Saturday</b>  |
| <ul style="list-style-type: none"><li>• June 26, 27, 28, 29, 30</li><li>• July 1, 2, 3, 4, 5, 6, 7</li><li>• July 8, 9, 10, 11, 12, 13, 14, 15</li><li>• July 16, 17, 18, 19</li></ul> | <ul style="list-style-type: none"><li>• June 27</li><li>• July 4</li><li>• July 11</li><li>• July 18</li></ul> | <ul style="list-style-type: none"><li>• June 27</li><li>• July 3, 4</li><li>• July 10, 11</li><li>• July 17, 18</li></ul> |



# TICKET PRICES

| TICKET TYPE                     | DAILY       | EVENING    | NIGHT       |
|---------------------------------|-------------|------------|-------------|
| TIME                            | 10am to 7pm | 5pm to 7pm | 8pm to 10pm |
| ADULT                           | \$77.50     | \$45       | \$45        |
| CONCESSION                      | \$62        | \$35       | \$35        |
| CHILD<br>5 to 15 years          | \$40        | \$25       | \$25        |
| FAMILY<br>2 Adults & 2 Children | \$199       | \$110      | \$110       |

## IMPORTANT

- Evening and Night-time tickets are only available on certain dates
- Children and toddlers under 5 are free
- Australian Pension Cards accepted
- Australian Companion Cards accepted



# MESSAGE FROM SOVEREIGN HILL

---

Thank you for visiting SH during WWL. We hope you will visit again.

We hope our visual story helped you to:

- learn about the Winter Wonderlights event
- plan your visit

We would like to hear your feedback so that we can continue to improve our visual story.

I can email feedback to [education@sovereignhill.com.au](mailto:education@sovereignhill.com.au)

This visual story has been co-designed with



Autism Friendly



**Sovereign Hill Museums Association**  
39 Magpie Street, Ballarat Victoria 3350 Australia  
T 03 5337 1100  
[sovereignhill.com.au](http://sovereignhill.com.au)