COMMUNITY PARK NORTH NEW PERFORMANCE PLATFORM

Princeton, NJ Mercer County

CONSTRUCTION DRAWINGS

September 14, 2026



Drawings Prepared By:

Joseph Hobart Weiss Architecture, Planning Design
70 Leigh Ave
Princeton, NJ 08542
Tel: 609 921-0744
Email: jweiss@jhwarchitect.com
NJ License No.: 12404

Owner:

Municipality of Princeton
Recreation Department
380 Witherspoon St.
Princeton, NJ 08540

Contact: Mr. Joseph Marrolli
Tel: 609 921-9840
email: jmarrolli@princetonnj.gov

List of Drawings:

1. A01 COVER
2. A101 PLAN
3. A201 Construction Sections & Details
4. A202 Section Detail, Framing Plan & Specifications
5. A301 Exisitng Site Photos $ New Project Views

Location Map

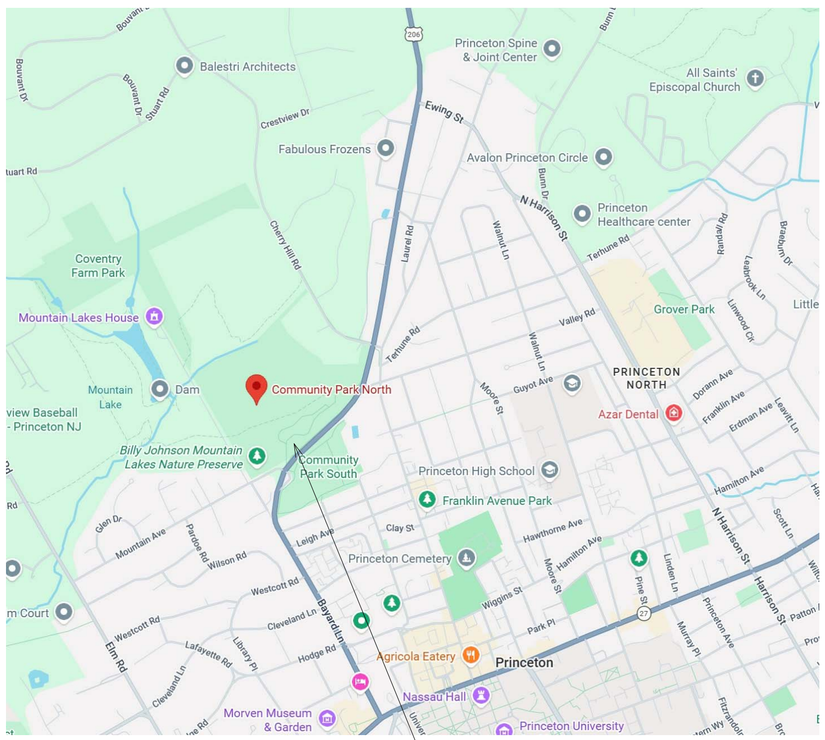

Building Code Notes:

APPLICABLE BUILDING CODES:

1. NEW JERSEY UNIFORM CONSTRUCTION CODE, NJUCC.
2. 2024 ICC INTERNATIONAL BUILDING CODE, NEW JERSEY EDITION
3. 2024 NATIONAL STANDARD PLUMBING CODE, NEW JERSEY EDITION
4. 2024 INTERNATIONAL ENERGY CONSERVATION CODE
5. 2023 NATIONAL ELECTRICAL CODE

CONSTRUCTION CLASS: VB

DESIGN CRITERIA:

1.	WIND SPEED:	115 mph
2.	SNOW LOAD:	30 psf
3.	FROST LINE DEPTH:	3'-0"
4.	CLIMATE ZONE:	5A
5.	PLATFORM UNIFORM LIVE LOAD:	100 psf
6.	GUARDS & HANDRAILS	200 lb POINT LOAD @TOP

BUILDING DATA:

1. TOTAL AREA OF NEW CONSTRUCTION: 550 sf

Architecture, Planning, Design
© Joseph Hobart Weiss Architecture, Planning, Design: This drawing shall not be copied, reproduced in any way, or transmitted to a third party without the expressed consent of Joseph Hobart Weiss

Joseph Hobart Weiss
NJ License No.:12404

Owner:
Princeton Recreation Deaprtment
Community Park North
Princeton, NJ 08540

Project:
New Stage
Community Park North
Princeton, NJ 08540

Title: Cover Sheet

Revisions:		
No.	Description	Date

Date: Sept. 14, 2026

Scale: 1 1/2" = 1'-0"

A01

JOSEPH HOBART WEISS
70 Leigh Avenue Princeton, New Jersey 08542 Telephone: 609 921-0744 www.jhwarchitect.com

Printed Date Stamp: 9/11/2026 5:09:18 PM

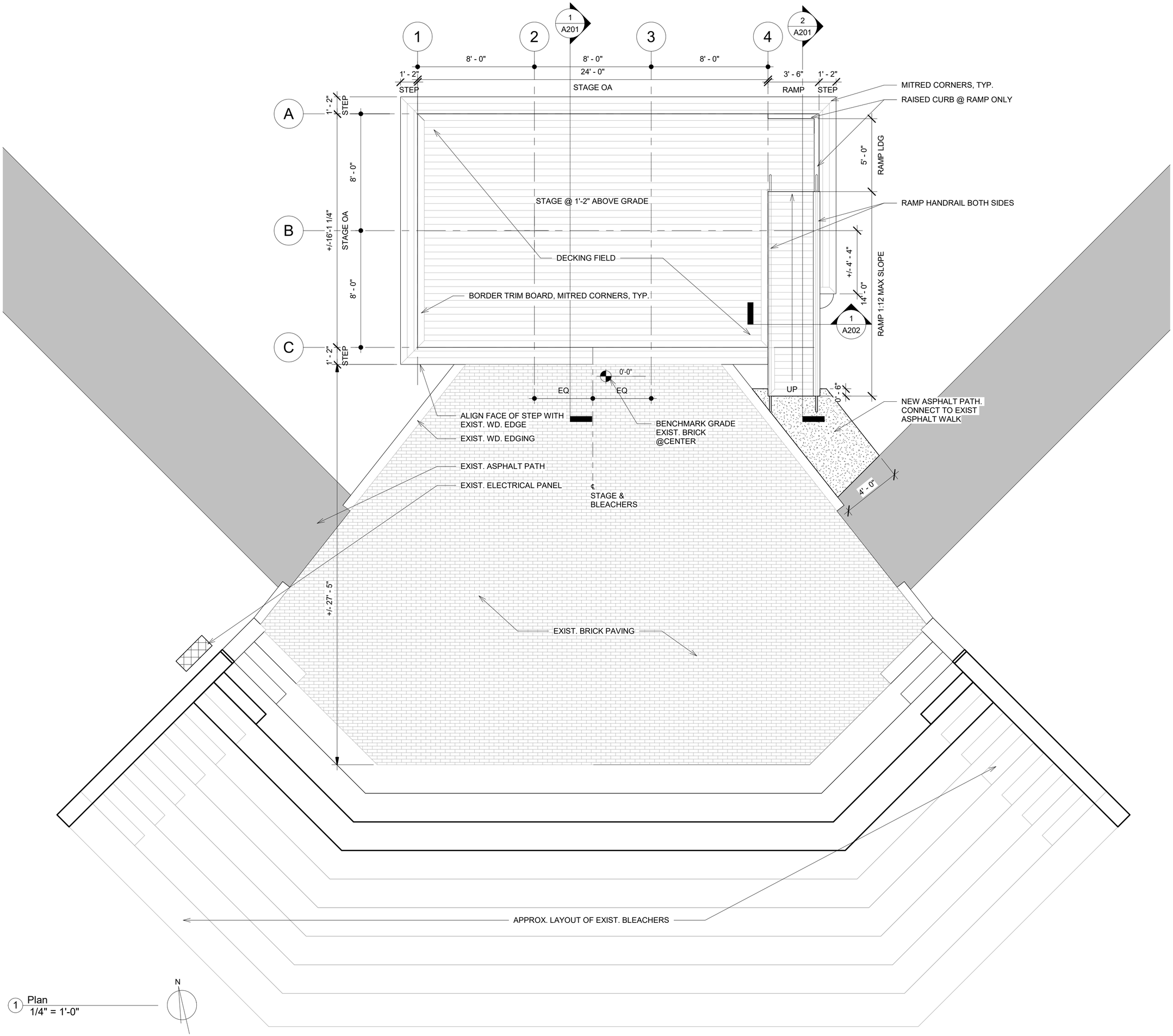

1 Plan
1/4" = 1'-0"

JOSEPH HOBART WEISS
70 Leigh Avenue Princeton, New Jersey 08542 Telephone: 609 921-0744 www.jhwarchitect.com

Architecture, Planning, Design

© Joseph Hobart Weiss Architecture, Planning, Design: This drawing shall not be copied, reproduced in any way, or transmitted to a third party without the expressed consent of Joseph Hobart Weiss

Joseph Hobart Weiss
NJ License No.:12404

Owner:
Princeton Recreation Deaprtment
Community Park North
Princeton, NJ 08540

Project:
New Stage
Community Park North
Princeton, NJ 08540

Title:
Plan

Revisions:

No.	Description	Date

Date:
Sept. 14, 2026

Scale:
1/4" = 1'-0"

A101

Printed Date Stamp: 9/11/2026 5:09:19 PM

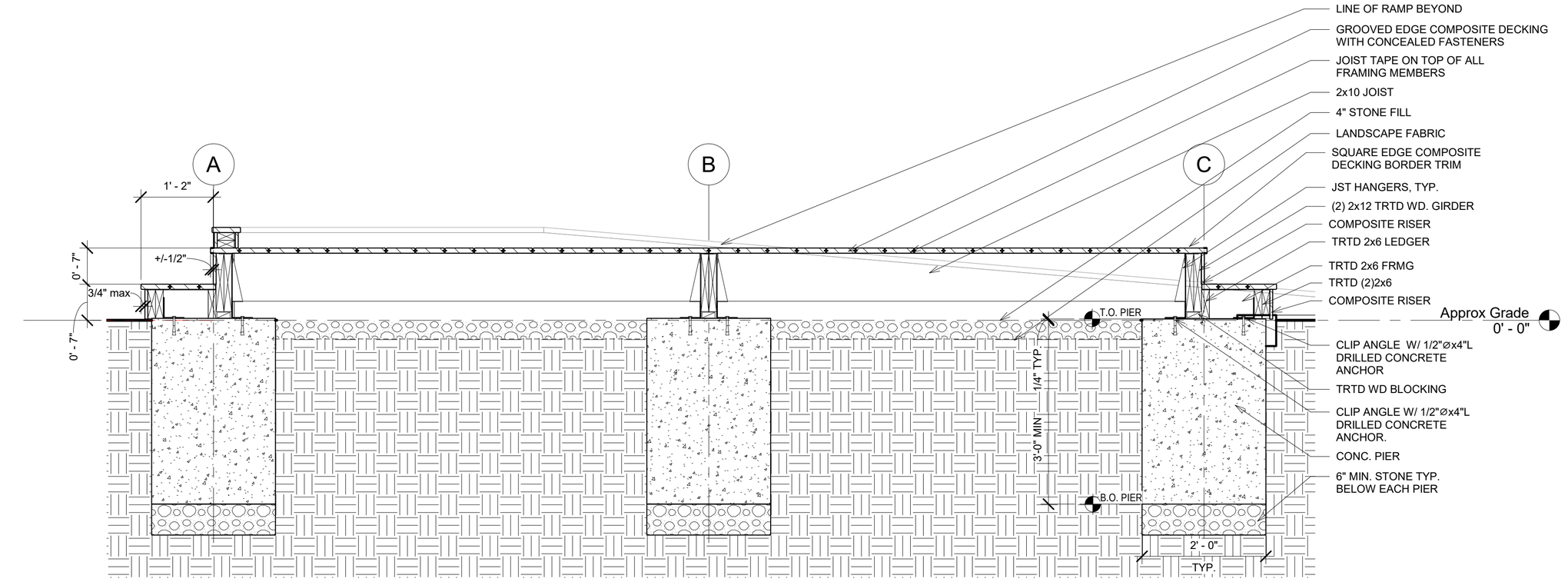

1 Typical Section
3/4" = 1'-0"

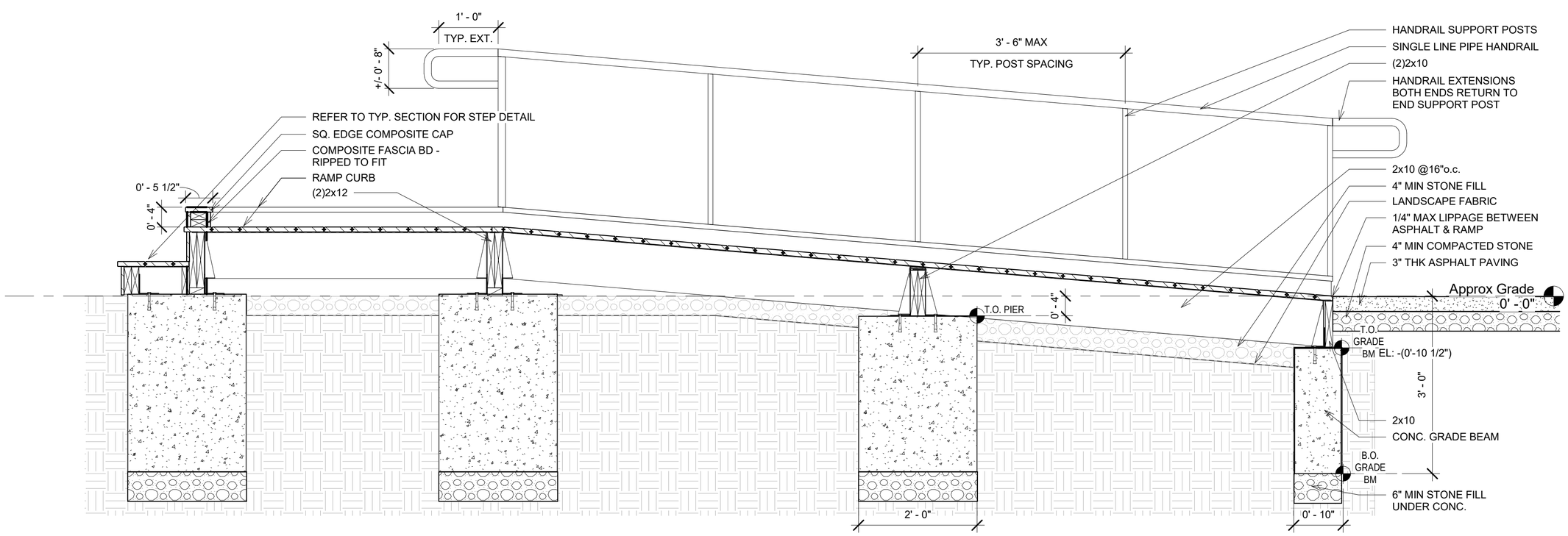

2 N_S Section @ Ramp
3/4" = 1'-0"

JOSEPH HOBART WEISS
70 Leigh Avenue Princeton, New Jersey 08542 Telephone: 609 921-0744 www.jhwarchitect.com

Architecture, Planning, Design

© Joseph Hobart Weiss Architecture, Planning, Design: This drawing shall not be copied, reproduced in any way, or transmitted to a third party without the expressed consent of Joseph Hobart Weiss

Joseph Hobart Weiss
NJ License No.:12404

Owner:
Princeton Recreation Deaprtment
Community Park North
Princeton, NJ 08540

Project:
New Stage
Community Park North
Princeton, NJ 08540

Title:
Construction Sections & Details

Revisions:

No.	Description	Date

Date:
Sept. 14, 2026

Scale:
3/4" = 1'-0"

A201

Printed Date Stamp: 9/11/2026 5:09:19 PM

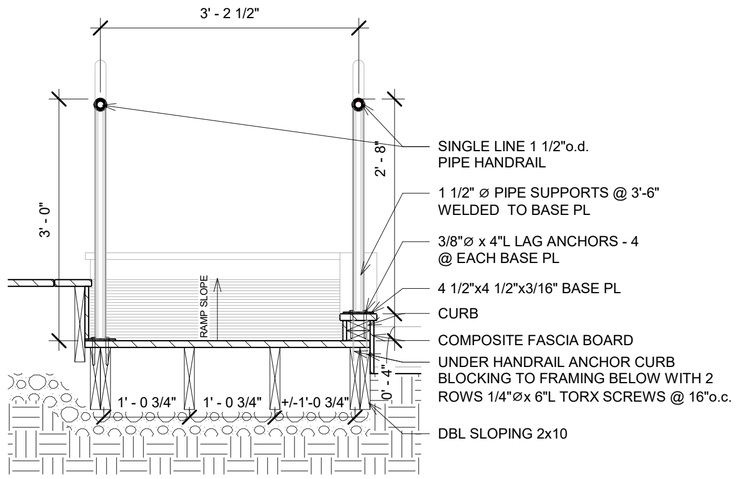

1 E_W Section @ Ramp
3/4" = 1'-0"

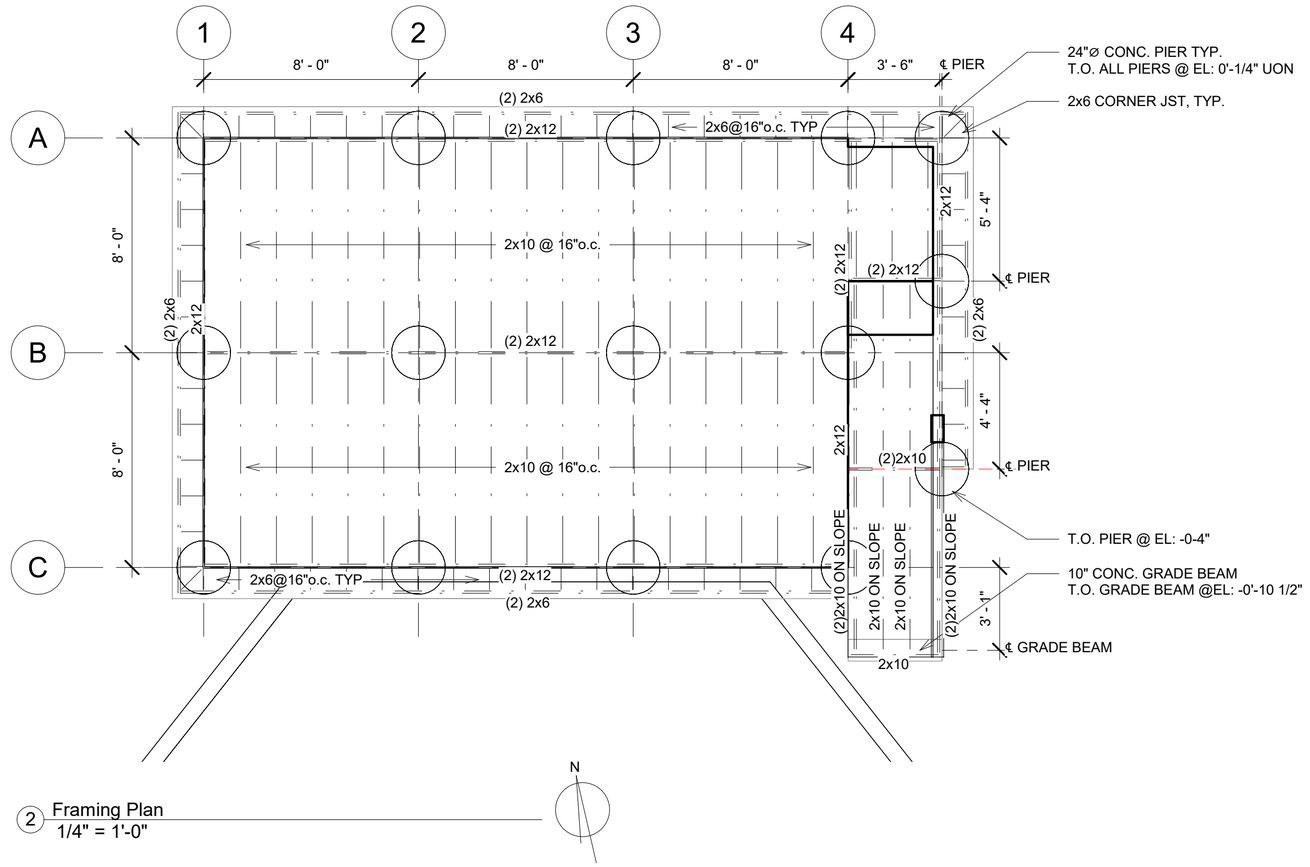

2 Framing Plan
1/4" = 1'-0"

DIV 01: GENERAL REQUIREMENTS

01.1 PROJECT DESCRIPTION:

a. CONSTRUCTION OF NEW EXTERIOR RAISED STAGE WITH RAMP.
b. ALL SITE WORK AS REQUIRED TO CONSTRUCT NEW STRUCTURES
c. CONTRACT DOCUMENTS CONSISTING OF:
   1. CONSTRUCTION DRAWINGS DATED SEPTEMBER 14, 2026:
      1. A01 COVER SHEET
      2. A101 PLAN
      3. A201 CONSTRUCTION SECTIONS & DETAILS
      4. A202 CONSTRUCTION DETAILS, FRAMING PLAN, & SPECIFICATIONS
      5. A301 EXISTING SITE PHOTOS & NEW PROJECT VIEWS
   2. SPECIFICATIONS DATED SEPTEMBER 14, 2026
   3. BID PRICE SHEET DATED SEPTEMBER 14, 2026
   4. ADDITIONAL DOCUMENTS AS MAY BE REQUIRED BY THE PRINCETON RECREATION DEPT.

01.2 GENERAL NOTES:

a. ALL WORK SHALL BE PERFORMED IN ACCORDANCE WITH APPLICABLE: LOCAL; STATE AND FEDERAL CODES AND REGULATIONS.
b. VERIFY ALL EXISTING CONDITIONS AND DIMENSIONS BEFORE COMMENCING AND DURING WORK. DISCREPANCIES SHALL BE REPORTED TO THE ARCHITECT PRIOR TO CONTINUING THE WORK.
c. CONTRACTOR SHALL OBTAIN ALL REQUIRED PERMITS, INSPECTIONS AND CERTIFICATES.
d. CONTRACTOR AND ALL SUBCONTRACTORS SHALL BE LICENSED IN THE STATE OF NEW JERSEY TO PERFORM THE WORK REQUIRED.
e. ADJACENT STRUCTURES AND AREAS NOT INVOLVED IN THE CONSTRUCTION SHALL BE PROTECTED FROM DAMAGE.
f. PROTECT EXISTING TREES AND LANDSCAPING FROM DAMAGE DURING CONSTRUCTION. SPECIMEN TREES SHALL HAVE PROTECTIVE FENCING INSTALLED AT A DISTANCE OF 10' FROM THE DRIPLINE. THERE SHALL BE NO CONSTRUCTION TRAFFIC OR MATERIAL STORAGE WITHIN THIS PROTECTED AREA.
g. VERIFY ALL GRADES AND LAYOUT BEFORE COMMENCING THE WORK. REPORT ANY DISCREPANCIES TO THE OWNER PRIOR TO PROCEEDING WITH THE WORK.
h. CONTRACTOR SHALL SUBMIT SAMPLES OF ALL FINISH MATERIALS FOR APPROVAL BY THE OWNER PRIOR TO PROCUREMENT.
i. CONTRACTOR SHALL SUBMIT PRODUCT DESCRIPTIONS FOR ALL CONSTRUCTION ACCESSORIES FOR REVIEW AND APPROVAL BY THE OWNER PRIOR TO PROCUREMENT.
j. WHERE PRACTICAL CONTRACTOR SHALL RECYCLE ALL CONSTRUCTION WASTE.
k. CONTRACTOR MAY RECOMMEND SUBSTITUTIONS. SUBSTITUTIONS SHALL BE SUBJECT TO APPROVAL BY THE OWNER.
l. ANY DISCREPENCIES OR INCONSISTANCIES IN THE DRAWINGS AND SPECIFICATIONS SHALL BE REVIEWED WITH THE OWNER PRIOR TO PROCEEDING WITH THAT PORTION OF THE WORK.
m. CONTRACTOR IN CONSULTATION WITH THE OWNER SHALL COORDINATE THE ROUTING AND INSTALLATION OF ALL ELECTRICAL WORK.
n. CONTRACTOR SHALL PROVIDE ALL REQUIRED TEMPORARY FACILITIES AND UTILITIES AS REQUIRED TO COMPLETE THE WORK INCLUDING BUT NOT LIMITED TO : ELECTRIC; PORTABLE TOILETS; & SITE FENCING.
o. CONTRACTOR SHALL PROTECT ALL EXISTING SITE STRUCTURES FROM DAMAGE AND ENVIRONMENTAL CONTAMINATION.
p. UPON COMPLETION THE SITE & EXTERIOR SHALL BE LEFT COMPLETELY FREE OF ANY CONSTRUCTION DEBRIS.
q. REFER TO ADDITIONAL NOTES ON PLANS FOR ADDITIONAL INFORMATION.

DIV 02: EXISTING CONDITIONS

02.1 EXISTING AMPHITHEATER & BRICK PAVED APRON SHALL REMAIN

DIV 03: CONCRETE

03.1 CIP CONCRETE:
3.1.1 ALL CONCRETE PIERS & GRADE BEAM SHALL BE 3500 PSI. MIN.

DIV 05: METALS

05.1 FABRICATED PIPE HANDRAILS
05.1.1 PROVIDE & INSTALL CUSTOM FABRICATED SINGLE LINE PIPE HANDRAILS
05.1.2 1 1/2" OD SCHD 40 STEEL PIPE TOP RAIL
05.1.3 1 1/2" OD SCHD 40 STEEL PIPE BALLUSTERS 3'-6" MAX SPACING WELDED TO BASE PLATES
05.1.4 STEEL BASE PLATES
05.1.5 HD GALVANIZED FINISH AFTER FABRICATION
05.1.6 ALL FASTENERS SHALL BE EITHER HD GALVANIZED OR STAINLESS STL.

DIV 06: WOOD, PLASTICS & COMPOSITES

06.1 FRAMING
06.1.1. ALL SOLID SAWN LUMBER SHALL BE #2 HEM-FIR OR BETTER.
06.1.2. ALL FRAMING SHALL BE ACQ OR EQ. TREATED.
06.1.3. ALL FRAMING CONNECTORS SHALL BE BY SIMPSON OR EQ.
06.1.3.1 FRAMING CONNECTORS SHALL BE MIN. HD GALV FINISH OR SIMPSON ZMAX
06.1.3.2 CLIP ANGLES SHALL BE SIMPSON ZMAX OR STAINLESS STL. A24 12 GA MIN OR EQ.
06.1.2.3 CLIP ANGLES SHALL BE ANCHORED TO CONCRETE PIERS WITH SIMPSON TITEN HD HEAVY DUTY SCREW ANCHORS MECHANICALLY GALVANIZED 1/2" ⌀x 4"L. (MODEL: THD50400HMG).
06.1.11 ALL FASTENERS FOR ACQ TREATED WOOD SHALL BE HD GALV. OR ST. STL.

06.2 DECKING, RISERS & TRIM
06.2.1 COMPOSITE BOARDS TREX TRANSCEND LINEAGE OR EQ. COLOR TBS BY OWNER PROVIDE COLOR SAMPLES TO OWNER FOR SELECTION.
06.2.2 DECK & STEP FIELD: NOM. 1x6 GROOVED EDGE.
06.2.3 DECK & STEP EDGE BOARDS: NOM. 1x6 SQUARE EDGE/GROOVED EDGE
06.2.4 RISERS, FASCIAS & TRIM: NOM. 3/4 x8 OR 3/4x12 AS REQ'D SQUARE EDGE RIPPED TO REQUIRED WIDTH.
06.2.5 CONCEALED FASTENING SYSTEM "HIDEAWAY SYSTEM" BY TREX.
06.2.6 PROVIDE & INSTALL TREX PROTECT JOIST, BEAM & RIM TAPE ON ALL FRAMING TO RECEIVE DECKING.
06.2.7 ALL DECKING, STEPS, FASCIAS & TRIM SHALL BE INSTALLED IN STRICT ACCORDANCE WITH MANUFACTURERS REQUIREMENTS & RECOMMENDATIONS

DIV. 26: ELECTRICAL

26.1 AT OWNERS DISCRETION PROVIDE & INSTALL (4) WEATHERPROOF GFCI OUTDOOR RECEPTACLES
26.2 LOCATIONS SHALL BE DESIGNATED BY OWNER.
26.3 RECEPTACLES SHALL HAVE LOCKABLE DUTY USE COVERS.
26.4 PROVIDE & INSTALL UNDERGROUND WIRING FROM RECEPTACLES TO EXISTING ELECTRICAL PANEL.

DIV. 31 EARTHWORK

31.1 GENERAL REQUIREMENTS
31.1.1. EXCAVATION AS REQUIRED FOR NEW WORK
31.1.2. REMOVE ALL EXCESS FILL FROM SITE.
31.1.3. FINAL GRADING AFTER CONSTRUCTION

DIV. 32: EXTERIOR IMPROVEMENTS

32.1. PROVIDE & INSTALL MIN. 4" DEPTH CLEAN 3/8" MAX. STONE FILL UNDER DECK, STEPS & RAMP.
32.2 PROVIDE & INSTALL LANDSCAPE FABRIC UNDER STONE FILL.
32.2. CONTRACTOR SHALL PATCH OR REPLACE ANY SECTIONS OF PUBLIC SIDEWALK, CURBING & STREET PAVING DAMAGED OR REQUIRED TO BE ALTERED IN THE COURSE OF COMPLETING THE WORK. SHALL COMPLY WITH CITY REQUIREMENTS.
32.4. LAWNS: RE-GRADE AND RE-SEED ANY AREAS DISTURBED BY THE CONSTRUCTION UPON COMPLETION OF SITE WORK.
32.5 PROVIDE & INSTALL NEW ASPHALT PAVING CONNECTING NEW RAMP TO EXISITNG ASPHALT WALKWAY AS SHOWN ON THE PLANS.
32.5.1 EXCAVATE EXISTING TOPSOIL.
32.5.2 COMPACT SUBGRADE.
32.5.3 INSTALL 4" COMPACTED STONE FILL
32.5.4 INSTALL 3" THICK HOT MIX ASPHALT PAVING.
32.5.5 ROLL & COMPRESS ASPHALT TO 92% TO 96% OF ITS THEORETICAL MAXIMUM DENSITY.
32.5.6 ASPHALT SHALL MEET RAMP EDGE WITH NO MORE THAN 1/4" LIPPAGE.
32.5.7 EXTEND NEW ASPHALT TO EXISITNG WALKWAY WITH FLUSH TRANSITION.

3 Specifications
1 1/2" = 1'-0"

JOSEPH HOBART WEISS
70 Leigh Avenue Princeton, New Jersey 08542 Telephone: 609 921-0744 www.jhwarchitect.com

Architecture, Planning, Design
© Joseph Hobart Weiss Architecture, Planning, Design: This drawing shall not be copied, reproduced in any way, or transmitted to a third party without the expressed consent of Joseph Hobart Weiss

Joseph Hobart Weiss
NJ License No.:12404

Owner:
Princeton Recreation Deaprtment
Community Park North
Princeton, NJ 08540

Project:
New Stage
Community Park North
Princeton, NJ 08540

Revisions:

No.	Description	Date

Date:
Sept. 14, 2026

Scale:
As indicated

Title:
Section Detail, Framing Plan & Specifications

A202

Printed Date Stamp: 9/11/2026 5:09:19 PM







Existing Site Photos

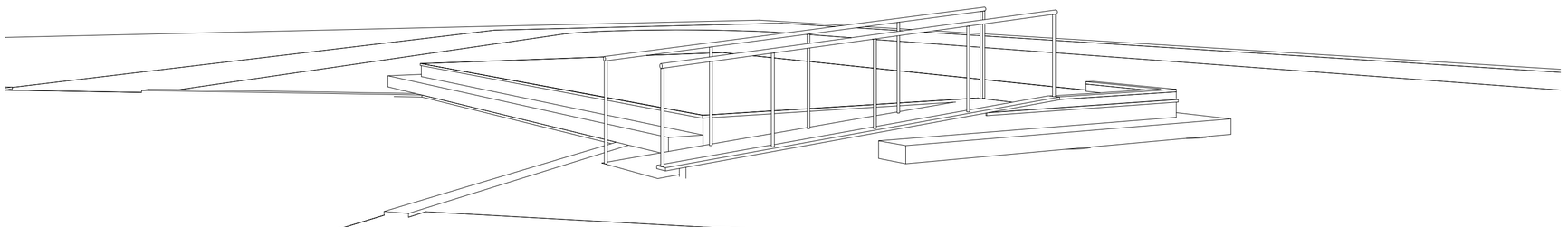

1 View From SE



2 View From NW

JOSEPH HOBART WEISS
70 Leigh Avenue Princeton, New Jersey 08542 Telephone: 609 921-0744 www.jhwarchitect.com

© Joseph Hobart Weiss Architecture, Planning, Design: This drawing shall not be copied, reproduced in any way, or transmitted to a third party without the expressed consent of Joseph Hobart Weiss

Architecture, Planning, Design

Joseph Hobart Weiss
NJ License No.:12404

Owner:
Princeton Recreation Deaprtment
Community Park North
Princeton, NJ 08540

Project:
New Stage
Community Park North
Princeton, NJ 08540

Title:
Existing Ste Photos & New Project Views

Revisions:

No.	Description	Date

Date:
Sept. 14, 2026

Scale:

A301

Printed Date Stamp: 9/11/2026 5:09:20 PM