

Making chocolate Rice Krispie[®] cakes

Ingredients


100g chocolate bar

55g butter

1 tbs golden syrup

1 tbs cocoa


110g Rice Krispies cereal



Making chocolate Rice Krispie[®] cakes

1.


Break the chocolate
into pieces.



Making chocolate Rice Krispie[®] cakes

2.


Add butter, syrup
and cocoa.



Making chocolate Rice Krispie[®] cakes

3.

Melt over boiling
water.



Making chocolate Rice Krispie[®] cakes

3.


Melt in microwave.



Making chocolate Rice Krispie[®] cakes

4.


Stir until smooth.



Making chocolate Rice Krispie[®] cakes

5.

Stir in Rice Krispies
cereal.



Making chocolate Rice Krispie® cakes

6.
Spoon into paper
cases.




Making chocolate Rice Krispie[®] cakes

7.

Chill in the fridge
before eating.

Enjoy!





SparkleBox Teacher Resources Limited

Address: PO Box 1008, Cheltenham, GL50 9GN | Fax: 01242 524548 | Email: samuel@sparklebox.co.uk

A polite reminder about copyright

Many thanks for visiting [my website](#). As you can imagine, I spend a huge amount of time designing artwork and creating resources to add to the site each day. I trust that you have found some useful items to download!

In order to protect my livelihood, the products on the site are subject to Copyright Conditions. I would kindly ask that you respect these as it will mean that I can continue making resources for you in the future.

The full copyright stipulations are available at <http://www.sparklebox.co.uk/copydon.html>, but I have provided a brief summary below. These conditions apply to this resource and all purchased resources from my website.

What you **can** do with this resource:

You may reproduce it for your own PERSONAL or CLASSROOM use ONLY

This means you can print it as often as you want, make photocopies, back up on disc etc, **PROVIDED** it is for your own use!

What you **must NOT** do with this resource:

It must NOT be reproduced for others IN ANY FORM or BY ANY MEANS

This includes electronic or mechanical, including photocopying, recording, or by any information storage or retrieval system.

Do not distribute to your friends!

Not only is it against the law, but it will ultimately prevent me from continuing to produce predominantly free resources for teachers.

Thank you for respecting these terms - I appreciate it!

Kind regards,

Samuel.