



Phonemes on Autumn leaves



How to shrink the print size



If you want to print these smaller than A4, simply follow the instructions below before printing:

1. In Adobe Reader, click the File menu (top left).
2. Select 'Print...!'
3. Click the drop-down box next to 'Print Scaling' and select Multiple Pages per sheet.
4. You can then select various options that will reduce the size of the print outs and allow you to print several pages on one sheet of paper.




Additional formations are at the end of this document.


Phonemes on Autumn leaves




Phonemes on Autumn leaves





Phonemes on Autumn leaves




Phonemes on Autumn leaves





Phonemes on Autumn leaves




Phonemes on Autumn leaves




Phonemes on Autumn leaves




Phonemes on Autumn leaves




Phonemes on Autumn leaves





Phonemes on Autumn leaves





Phonemes on Autumn leaves




Phonemes on Autumn leaves



Phonemes on Autumn leaves




Phonemes on Autumn leaves




Phonemes on Autumn leaves




Phonemes on Autumn leaves





Phonemes on Autumn leaves




Phonemes on Autumn leaves




Phonemes on Autumn leaves



Phonemes on Autumn leaves




Phonemes on Autumn leaves




Phonemes on Autumn leaves



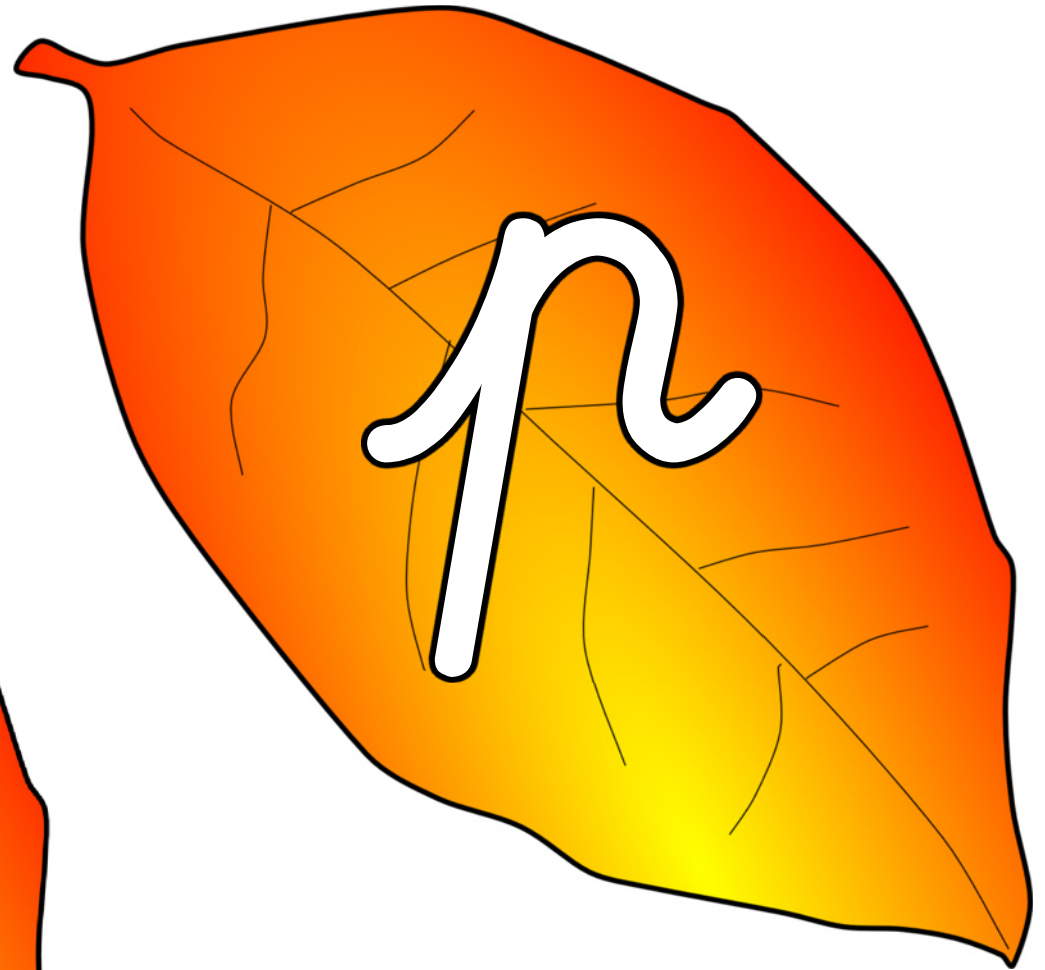

Phonemes on Autumn leaves




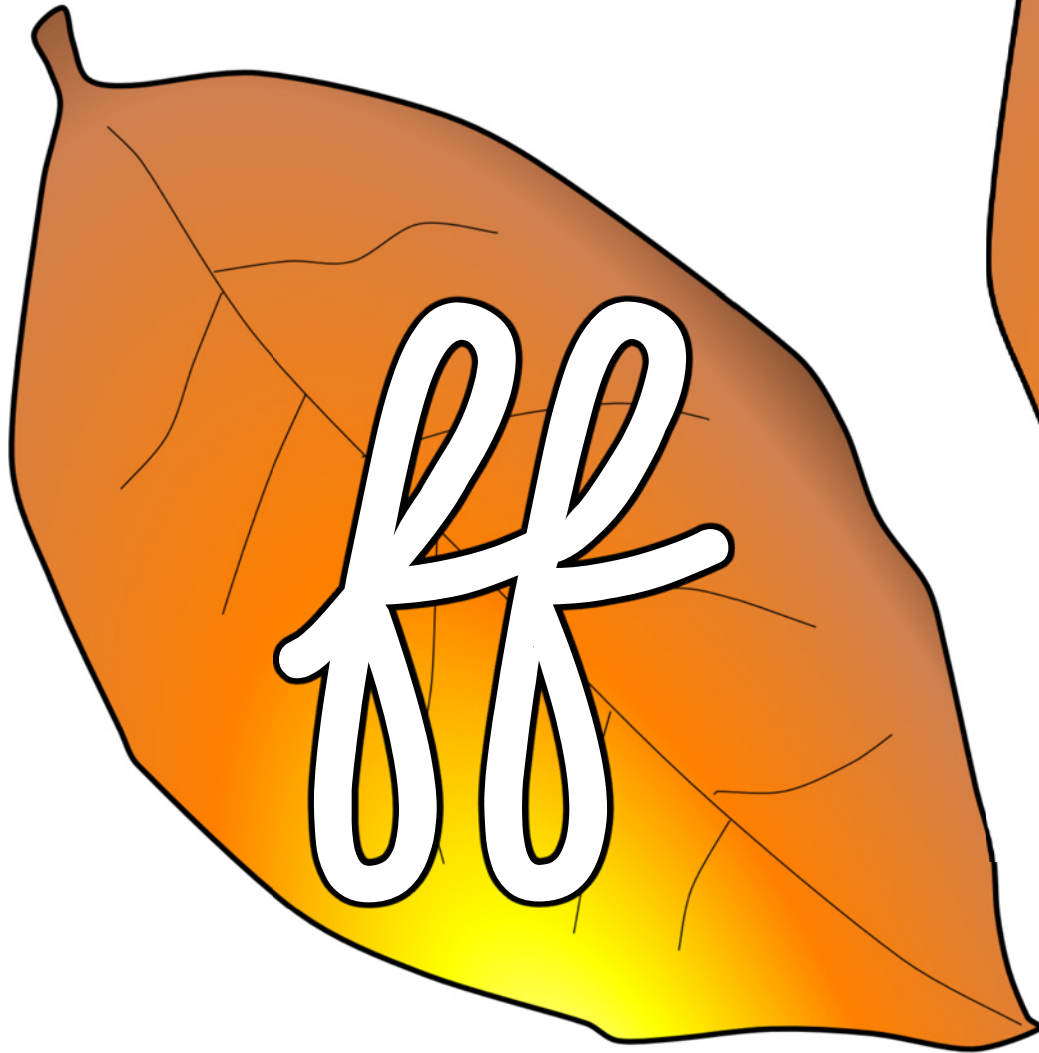
Phonemes on Autumn leaves





Phonemes on Autumn leaves



Phonemes on Autumn leaves



Phonemes on Autumn leaves



Phonemes on Autumn leaves

