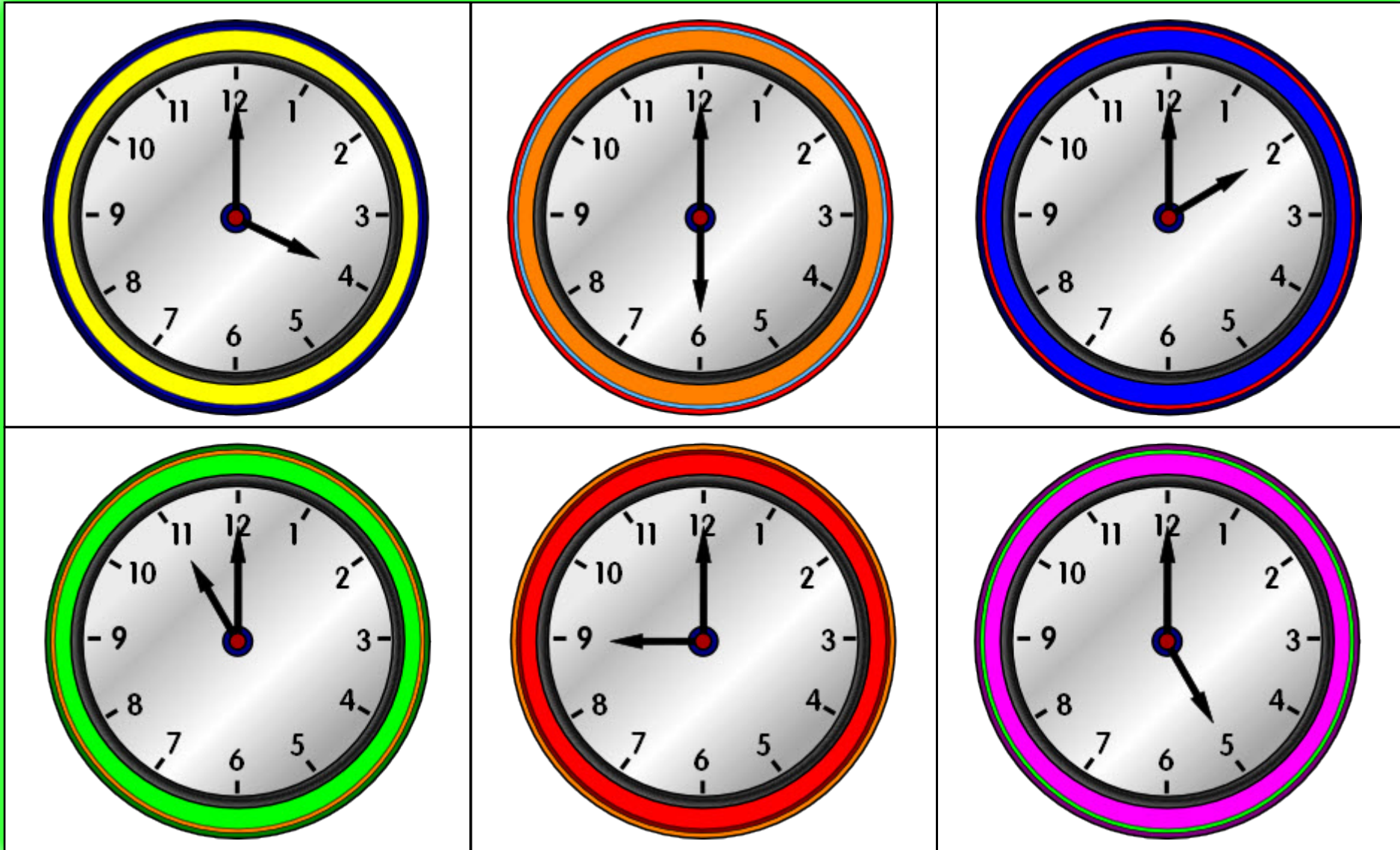


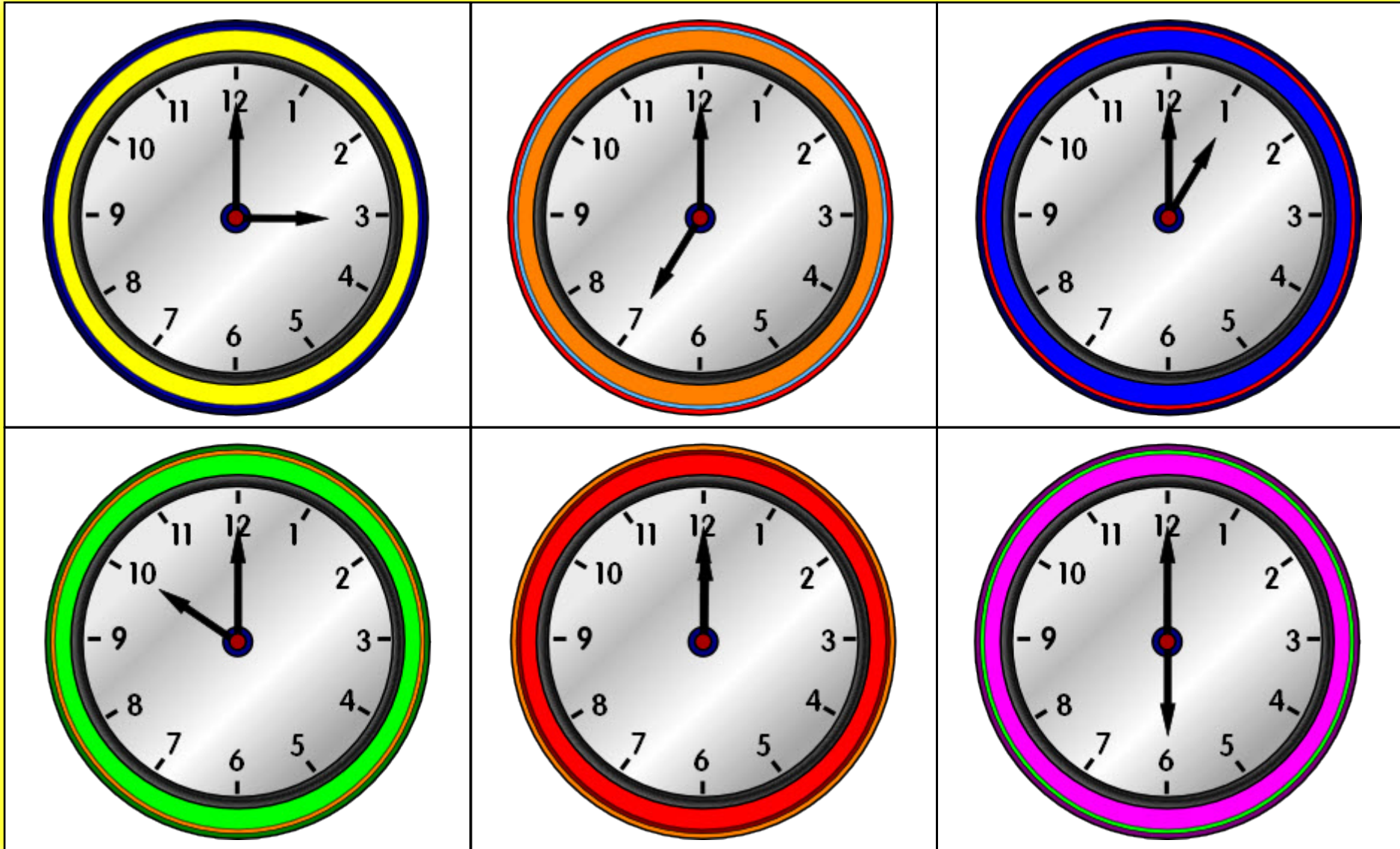
O'clock times bingo!

Clock board: children take turns to turn over an 'o'clock' card and match it to a clock on their board. First to cover their board shouts "BINGO!"



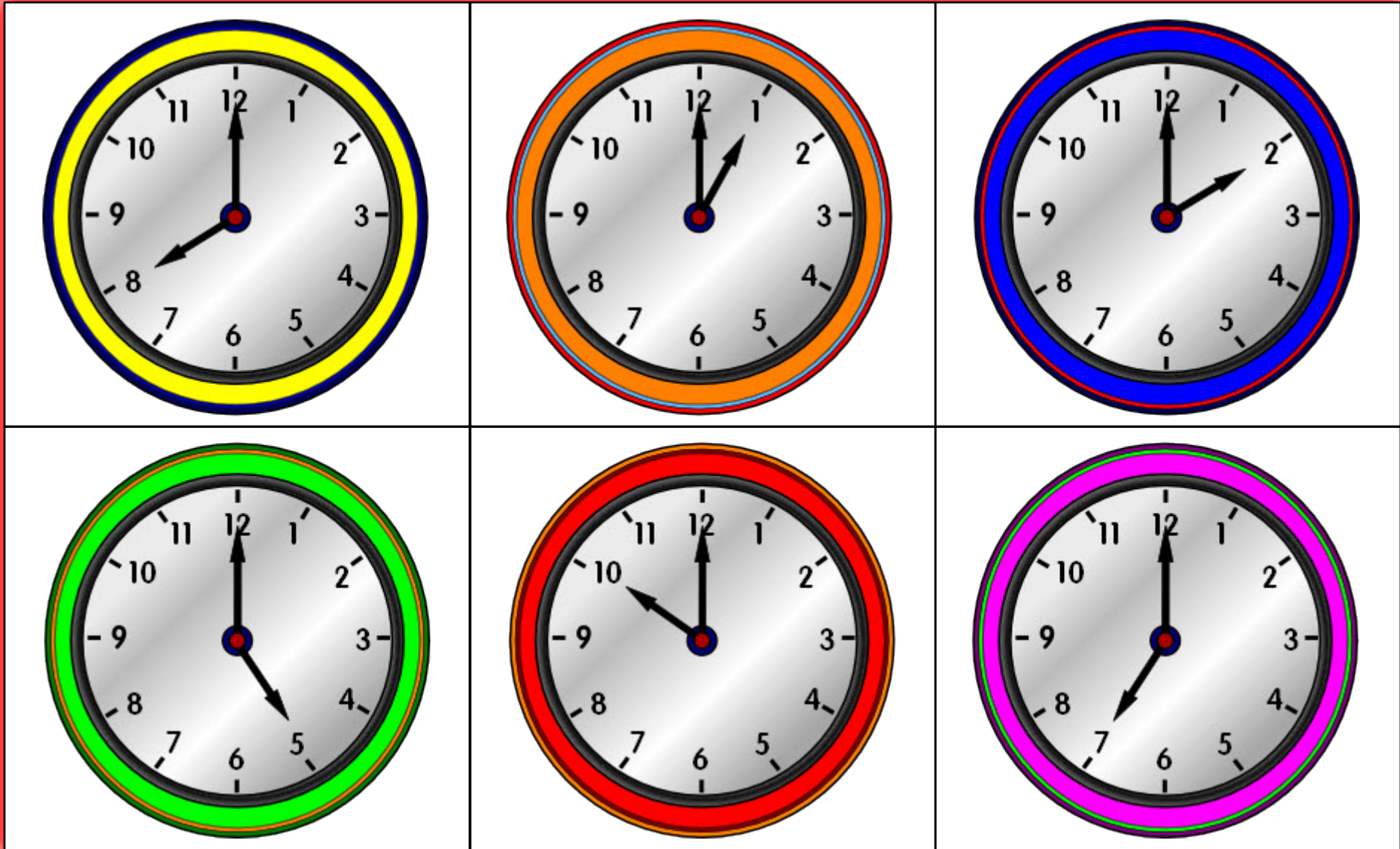
O'clock times bingo!

Clock board: children take turns to turn over an 'o'clock' card and match it to a clock on their board. First to cover their board shouts "BINGO!"



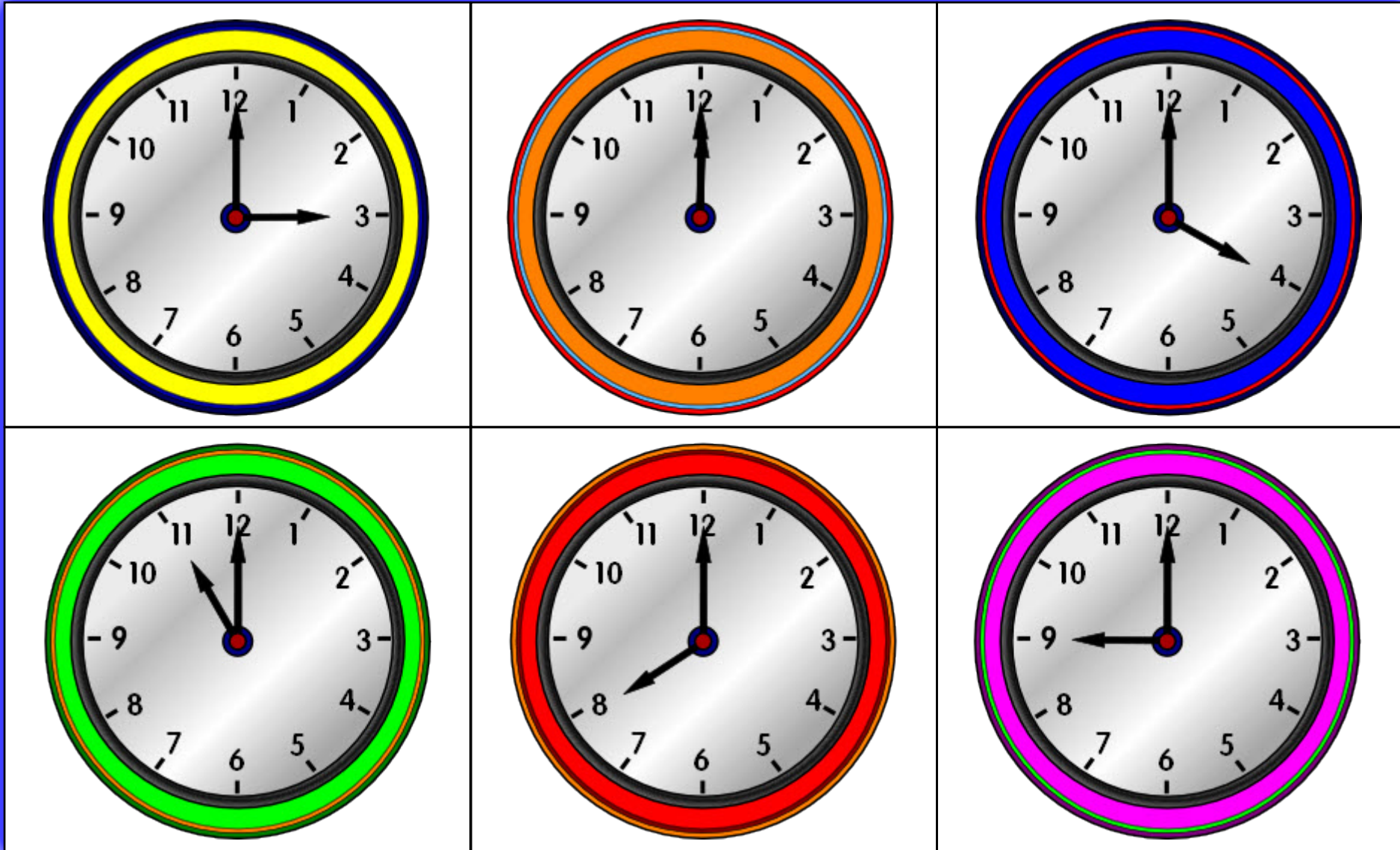
O'clock times bingo!

Clock board: children take turns to turn over an 'o'clock' card and match it to a clock on their board. First to cover their board shouts "BINGO!"



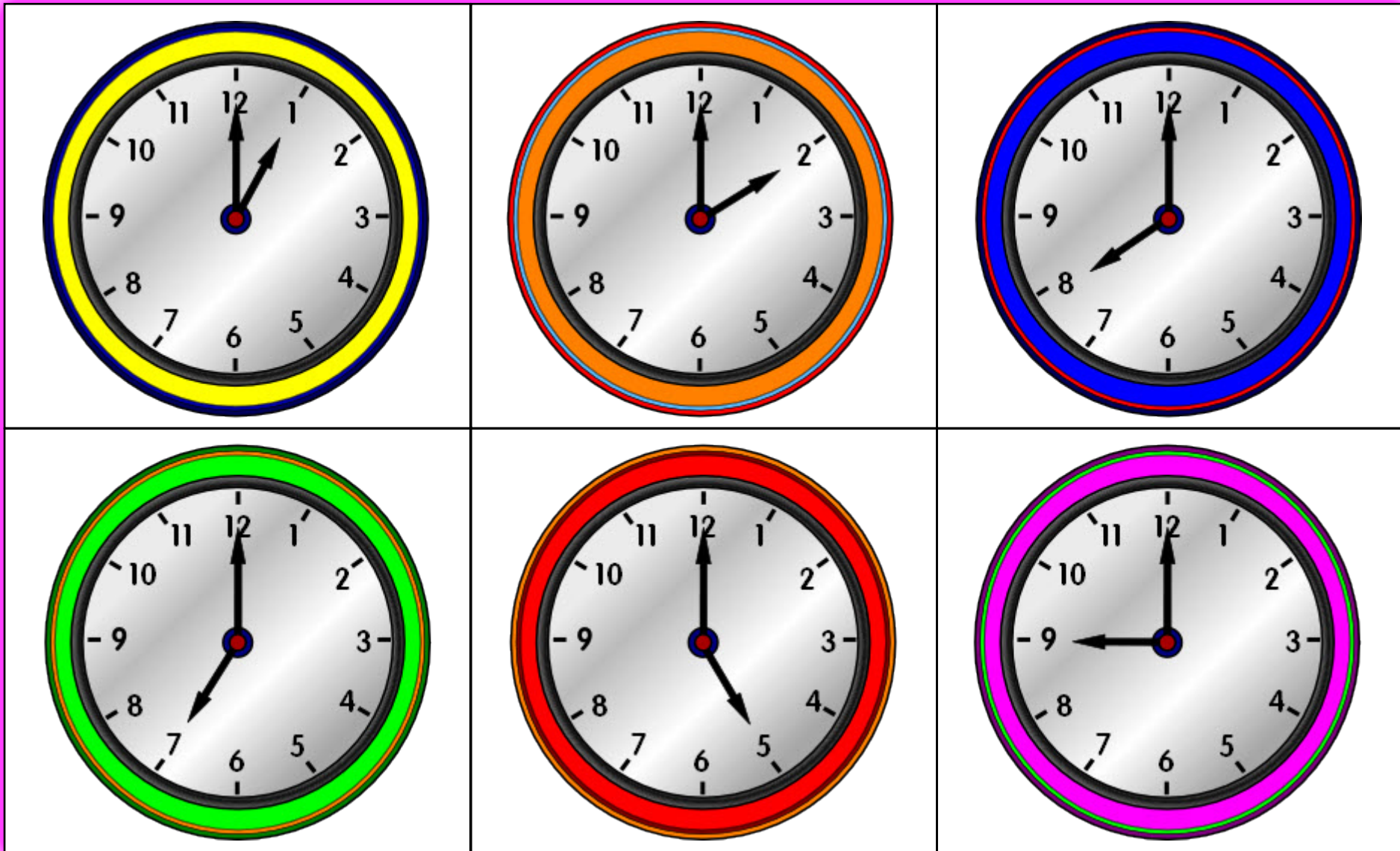
O'clock times bingo!

Clock board: children take turns to turn over an 'o'clock' card and match it to a clock on their board. First to cover their board shouts "BINGO!"



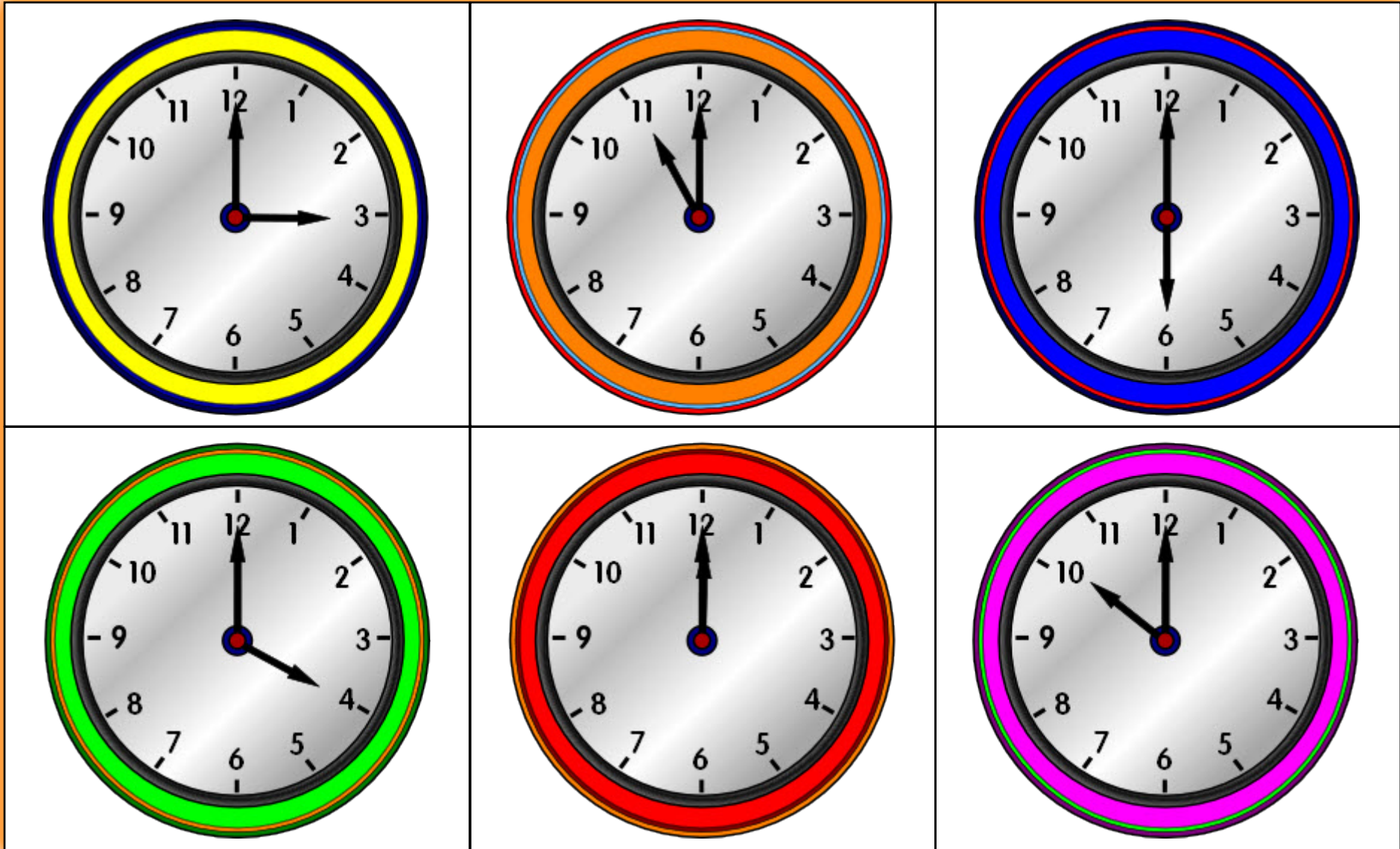
O'clock times bingo!

Clock board: children take turns to turn over an 'o'clock' card and match it to a clock on their board. First to cover their board shouts "BINGO!"



O'clock times bingo!

Clock board: children take turns to turn over an 'o'clock' card and match it to a clock on their board. First to cover their board shouts "BINGO!"



O'clock times bingo!

'O'clock' cards: cut these out for children to match to the clock boards.

1 o'clock	2 o'clock	3 o'clock
4 o'clock	5 o'clock	6 o'clock

O'clock times bingo!

'O'clock' cards: cut these out for children to match to the clock boards.

7 o'clock	8 o'clock	9 o'clock
10 o'clock	11 o'clock	12 o'clock

O'clock times bingo!

Time board: children take turns to turn over a clock card and match it to an 'o' clock' time on their board. First to cover their board shouts "BINGO!"

4 o'clock	6 o'clock	2 o'clock
11 o'clock	9 o'clock	5 o'clock

O'clock times bingo!

Time board: children take turns to turn over a clock card and match it to an 'o' clock' time on their board. First to cover their board shouts "BINGO!"

3 o'clock	7 o'clock	1 o'clock
10 o'clock	12 o'clock	6 o'clock

O'clock times bingo!

Time board: children take turns to turn over a clock card and match it to an 'o' clock' time on their board. First to cover their board shouts "BINGO!"

8 o'clock	1 o'clock	2 o'clock
5 o'clock	10 o'clock	7 o'clock

O'clock times bingo!

Time board: children take turns to turn over a clock card and match it to an 'o' clock' time on their board. First to cover their board shouts "BINGO!"

3 o'clock	12 o'clock	4 o'clock
11 o'clock	8 o'clock	9 o'clock

O'clock times bingo!

Time board: children take turns to turn over a clock card and match it to an 'o' clock' time on their board. First to cover their board shouts "BINGO!"

1 o'clock	2 o'clock	8 o'clock
7 o'clock	5 o'clock	9 o'clock

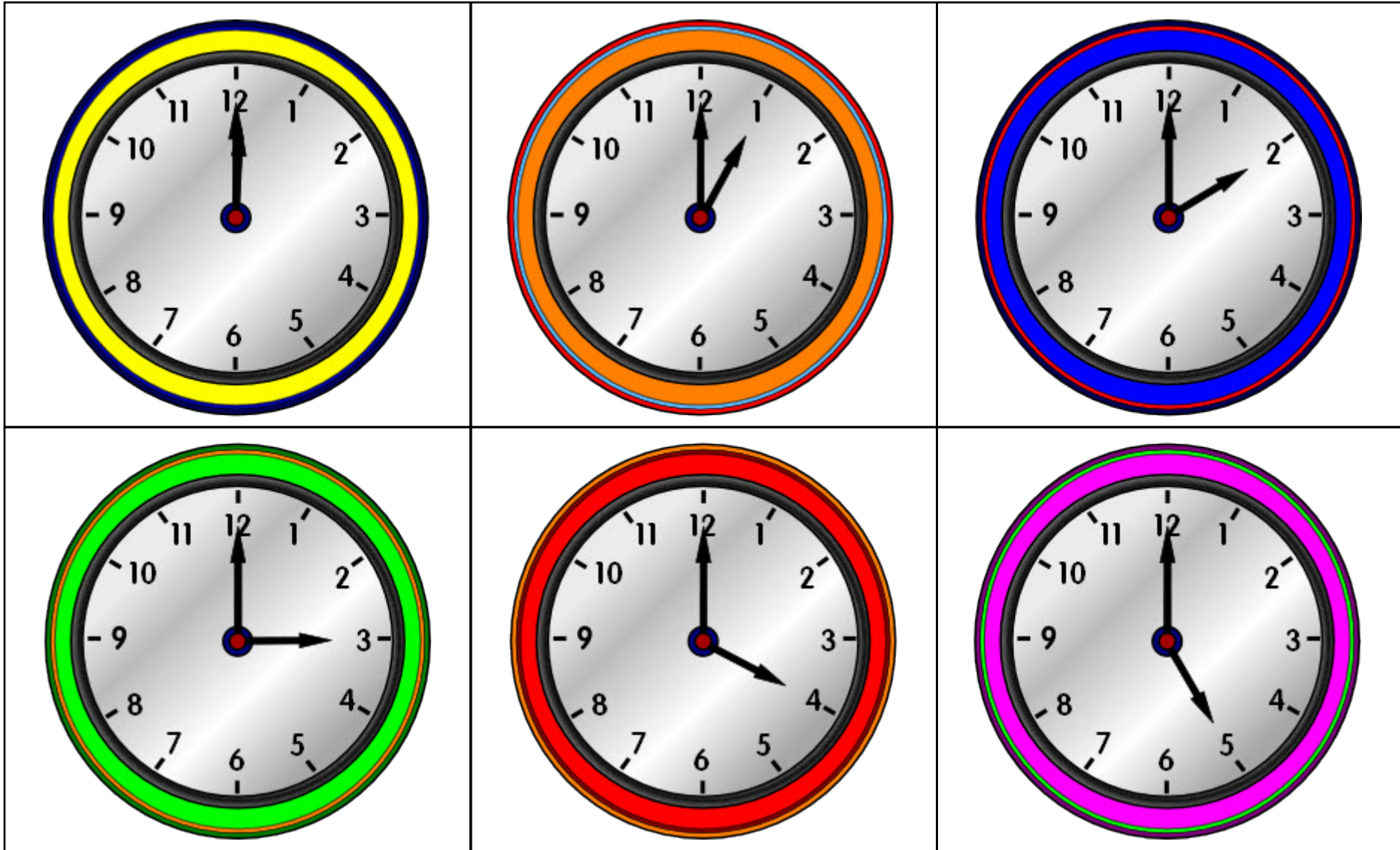
O'clock times bingo!

Time board: children take turns to turn over a clock card and match it to an 'o' clock' time on their board. First to cover their board shouts "BINGO!"

3 o'clock	11 o'clock	6 o'clock
4 o'clock	12 o'clock	10 o'clock

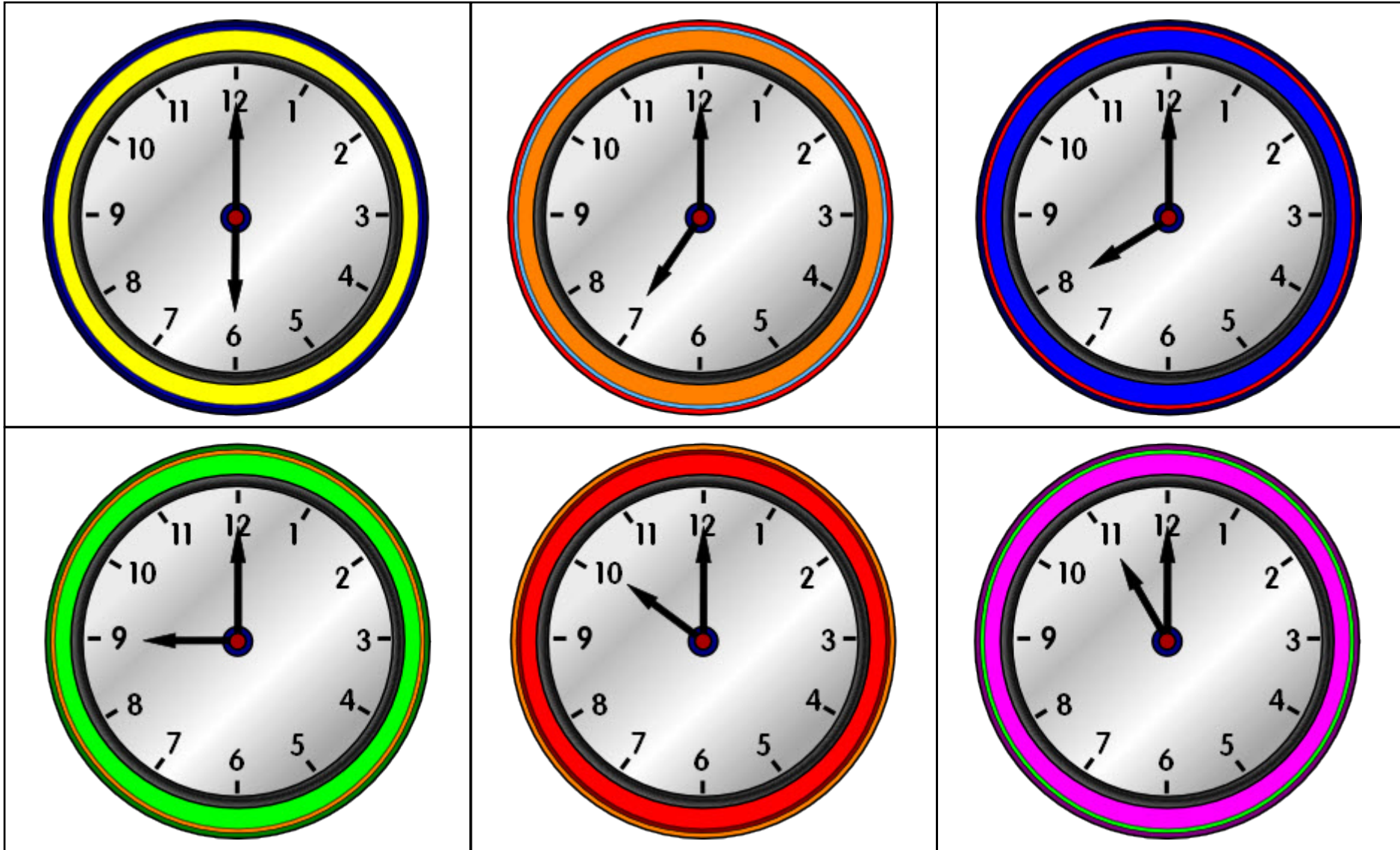
O'clock times bingo!

Clock cards: cut these out for children to match to the 'o'clock' boards.



O'clock times bingo!

Clock cards: cut these out for children to match to the 'o'clock' boards.





SparkleBox Teacher Resources Limited

Address: PO Box 1008, Cheltenham, GL50 9GN | Fax: 01242 524548 | Email: samuel@sparklebox.co.uk

A polite reminder about copyright

Many thanks for visiting [my website](#). As you can imagine, I spend a huge amount of time designing artwork and creating resources to add to the site each day. I trust that you have found some useful items to download!

In order to protect my livelihood, the products on the site are subject to Copyright Conditions. I would kindly ask that you respect these as it will mean that I can continue making resources for you in the future.

The full copyright stipulations are available at <http://www.sparklebox.co.uk/copydon.html>, but I have provided a brief summary below. These conditions apply to this resource and all purchased resources from my website.

What you **can** do with this resource:

You may reproduce it for your own PERSONAL or CLASSROOM use ONLY

This means you can print it as often as you want, make photocopies, back up on disc etc, **PROVIDED** it is for your own use!

What you **must NOT** do with this resource:

It must NOT be reproduced for others IN ANY FORM or BY ANY MEANS

This includes electronic or mechanical, including photocopying, recording, or by any information storage or retrieval system.

Do not distribute to your friends!

Not only is it against the law, but it will ultimately prevent me from continuing to produce predominantly free resources for teachers.

Thank you for respecting these terms - I appreciate it!

Kind regards,

Samuel.