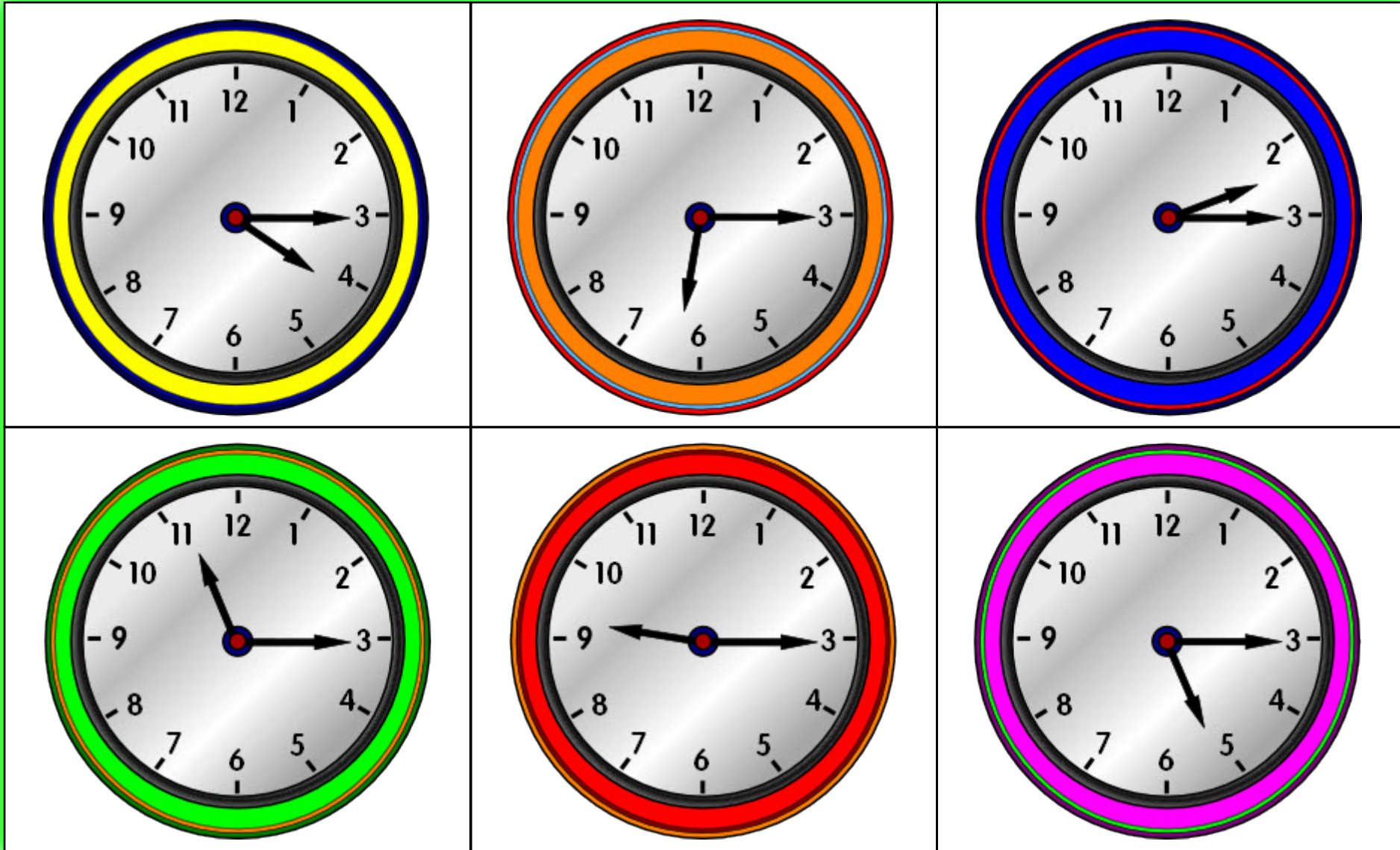


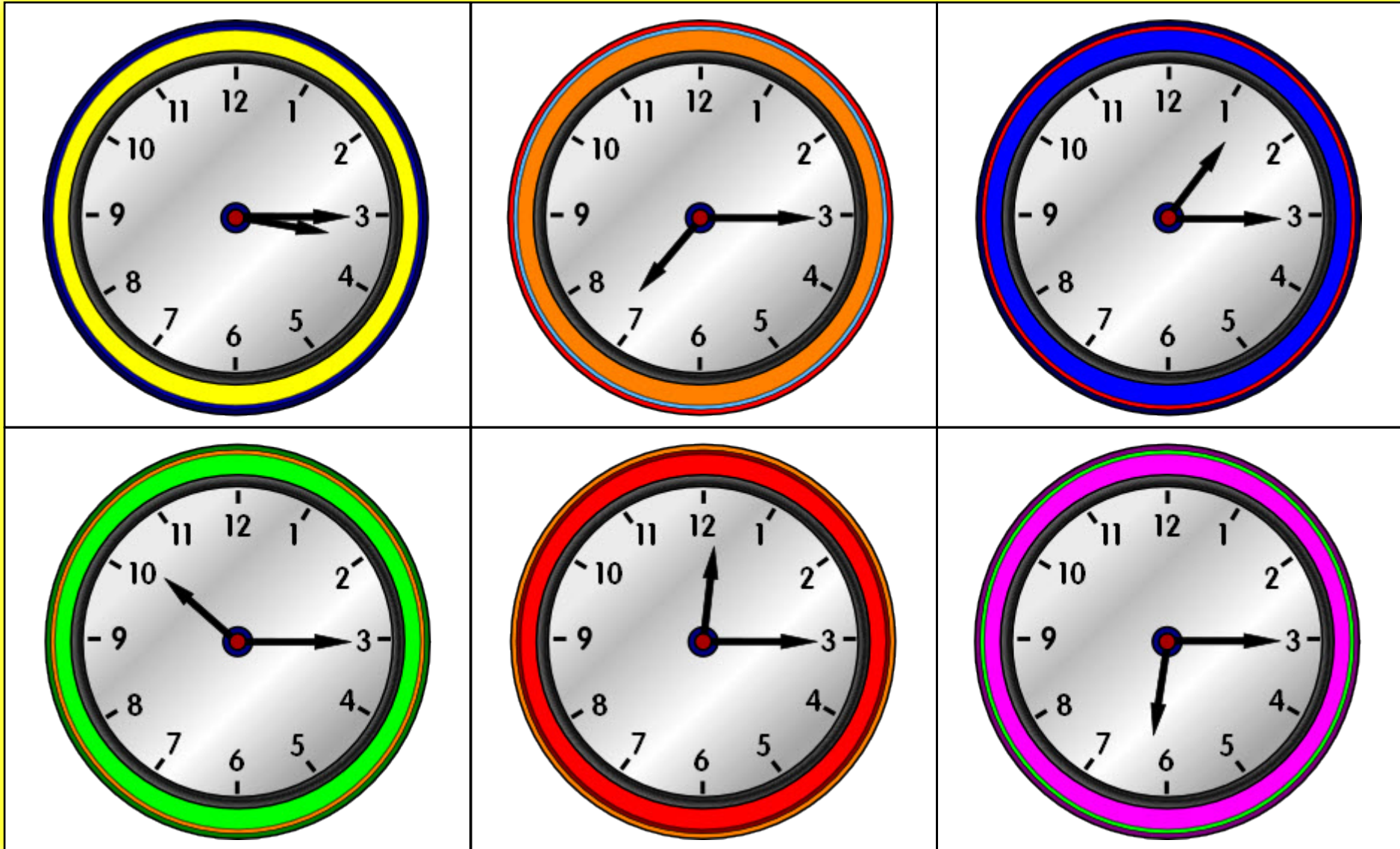
'Quarter past' times bingo!

Clock board: children take turns to turn over a 'quarter past' time card and match it to a clock on their board. First to cover their board shouts "BINGO!"



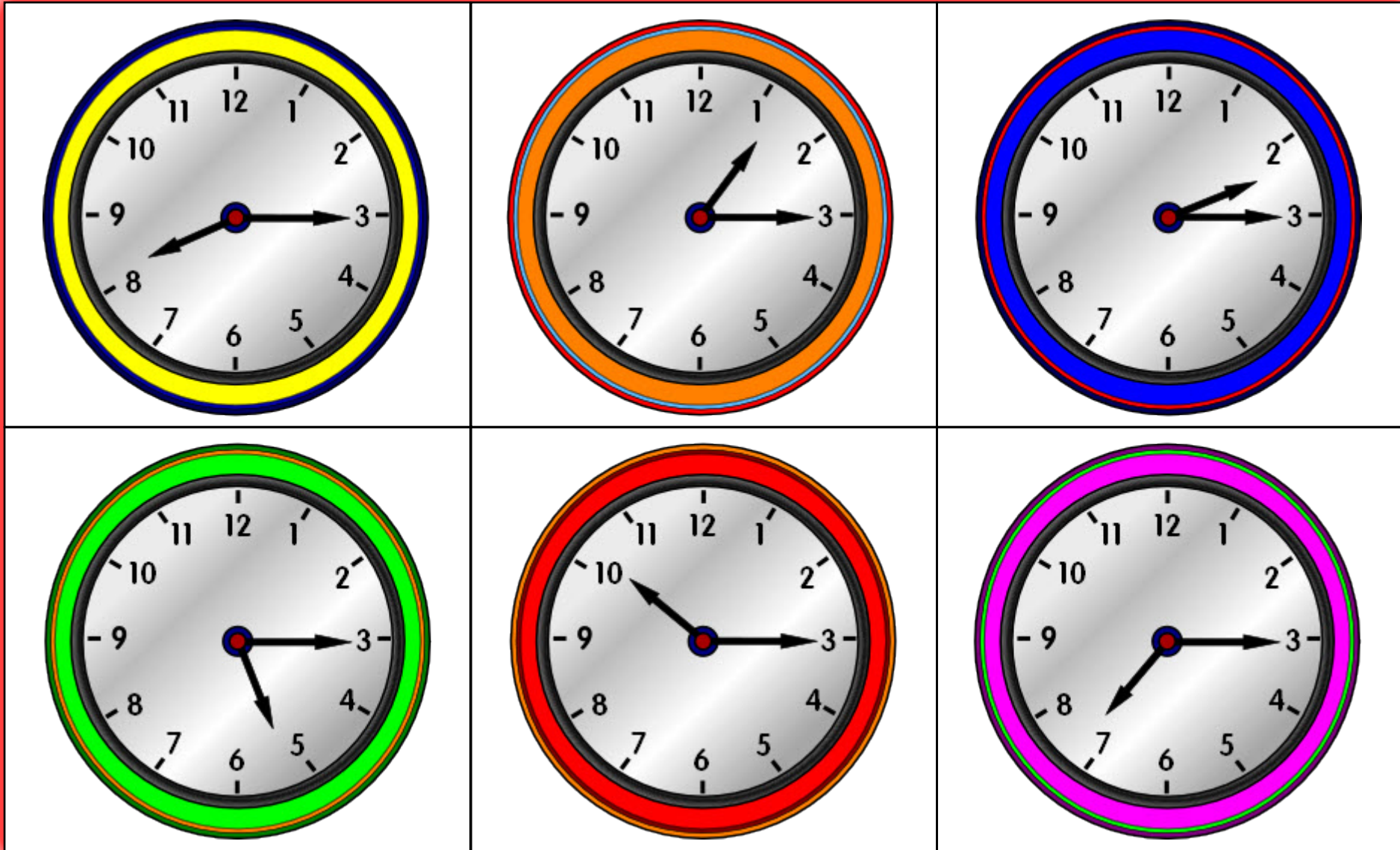
'Quarter past' times bingo!

Clock board: children take turns to turn over a 'quarter past' time card and match it to a clock on their board. First to cover their board shouts "BINGO!"



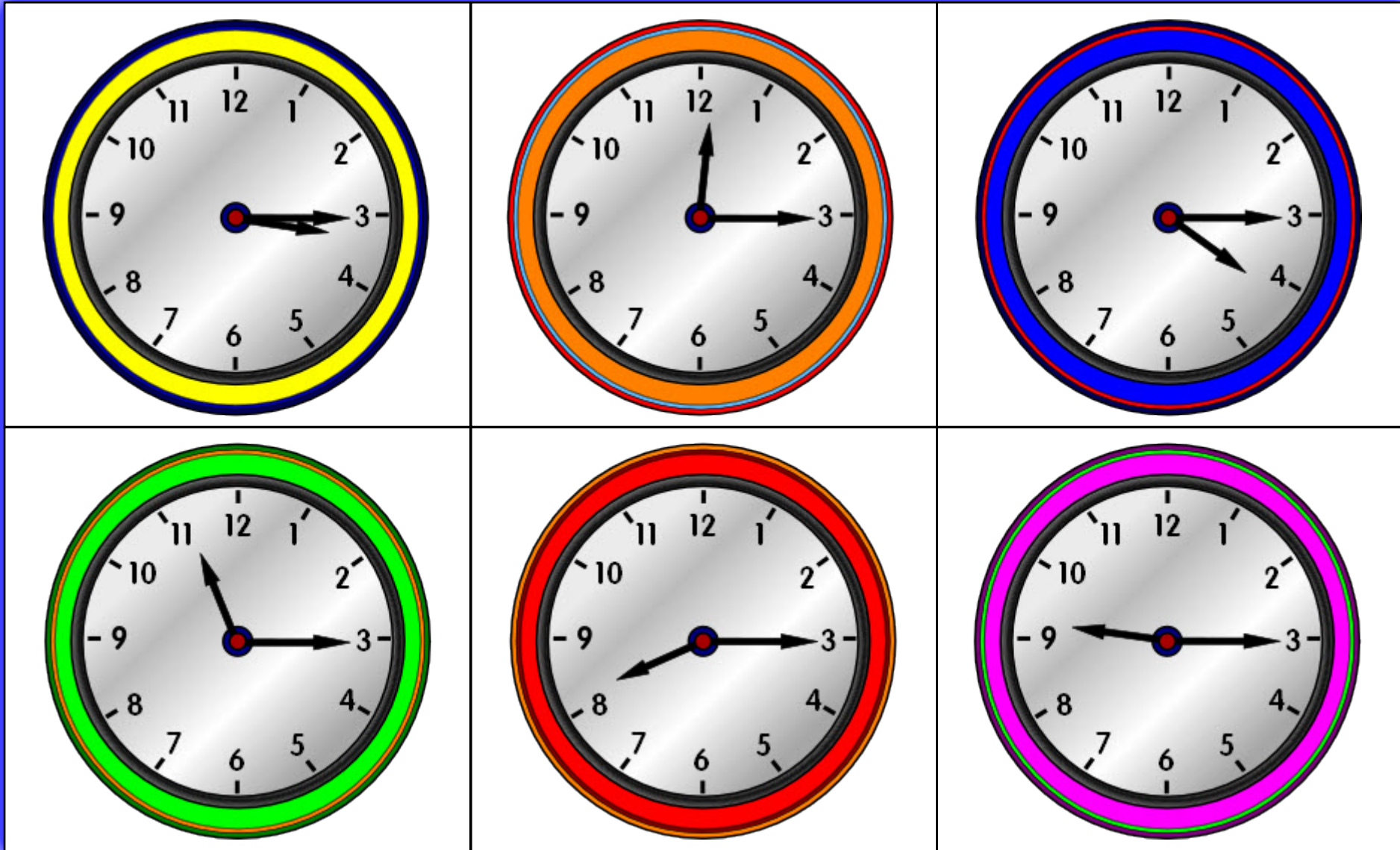
'Quarter past' times bingo!

Clock board: children take turns to turn over a 'quarter past' time card and match it to a clock on their board. First to cover their board shouts "BINGO!"



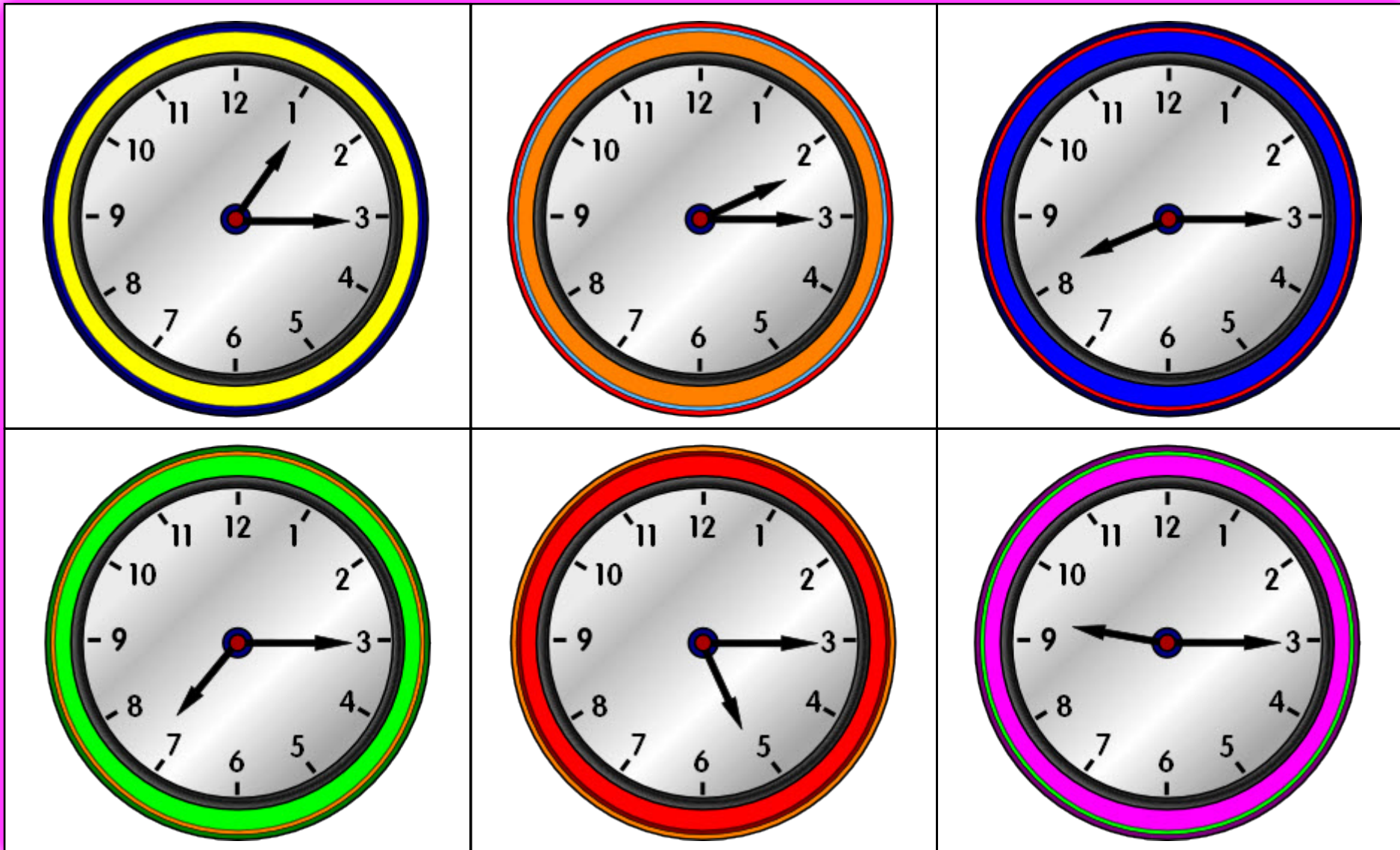
'Quarter past' times bingo!

Clock board: children take turns to turn over a 'quarter past' time card and match it to a clock on their board. First to cover their board shouts "BINGO!"



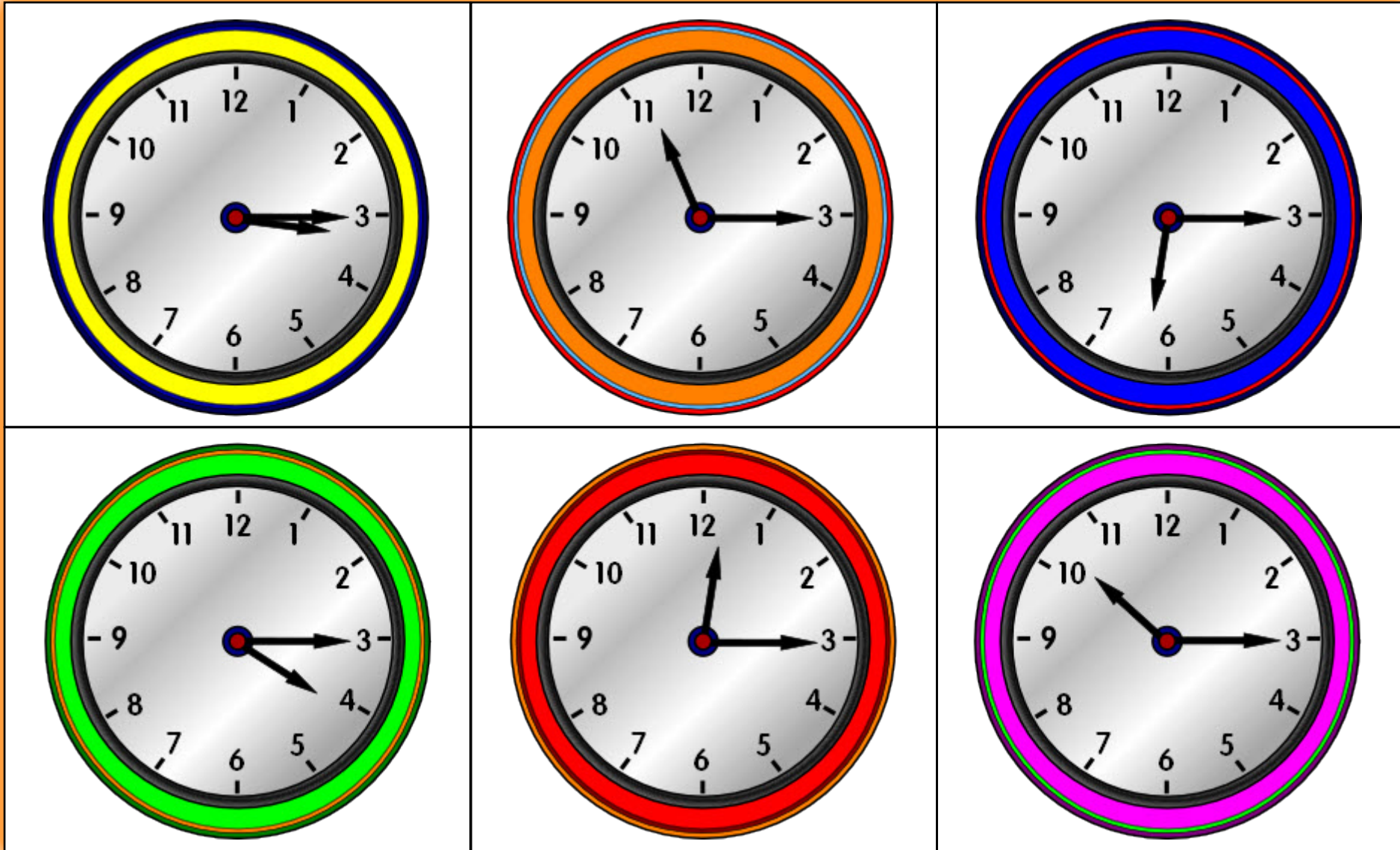
'Quarter past' times bingo!

Clock board: children take turns to turn over a 'quarter past' time card and match it to a clock on their board. First to cover their board shouts "BINGO!"



'Quarter past' times bingo!

Clock board: children take turns to turn over a 'quarter past' time card and match it to a clock on their board. First to cover their board shouts "BINGO!"



'Quarter past' times bingo!

'Quarter past' cards: cut these out for children to match to the clock boards.

quarter past 1	quarter past 2	quarter past 3
quarter past 4	quarter past 5	quarter past 6

'Quarter past' times bingo!

'Quarter past' cards: cut these out for children to match to the clock boards.

quarter past 7	quarter past 8	quarter past 9
quarter past 10	quarter past 11	quarter past 12

'Quarter past' times bingo!

Time board: children take turns to turn over a clock card and match it to a 'quarter past' time on their board. First to cover their board shouts "BINGO!"

quarter past 4	quarter past 6	quarter past 2
quarter past 11	quarter past 9	quarter past 5

'Quarter past' times bingo!

Time board: children take turns to turn over a clock card and match it to a 'quarter past' time on their board. First to cover their board shouts "BINGO!"

quarter past 3	quarter past 7	quarter past 1
quarter past 10	quarter past 12	quarter past 6

'Quarter past' times bingo!

Time board: children take turns to turn over a clock card and match it to a 'quarter past' time on their board. First to cover their board shouts "BINGO!"

quarter past 8	quarter past 1	quarter past 2
quarter past 5	quarter past 10	quarter past 7

'Quarter past' times bingo!

Time board: children take turns to turn over a clock card and match it to a 'quarter past' time on their board. First to cover their board shouts "BINGO!"

quarter past 3	quarter past 12	quarter past 4
quarter past 11	quarter past 8	quarter past 9

'Quarter past' times bingo!

Time board: children take turns to turn over a clock card and match it to a 'quarter past' time on their board. First to cover their board shouts "BINGO!"

quarter past 1	quarter past 2	quarter past 8
quarter past 7	quarter past 5	quarter past 9

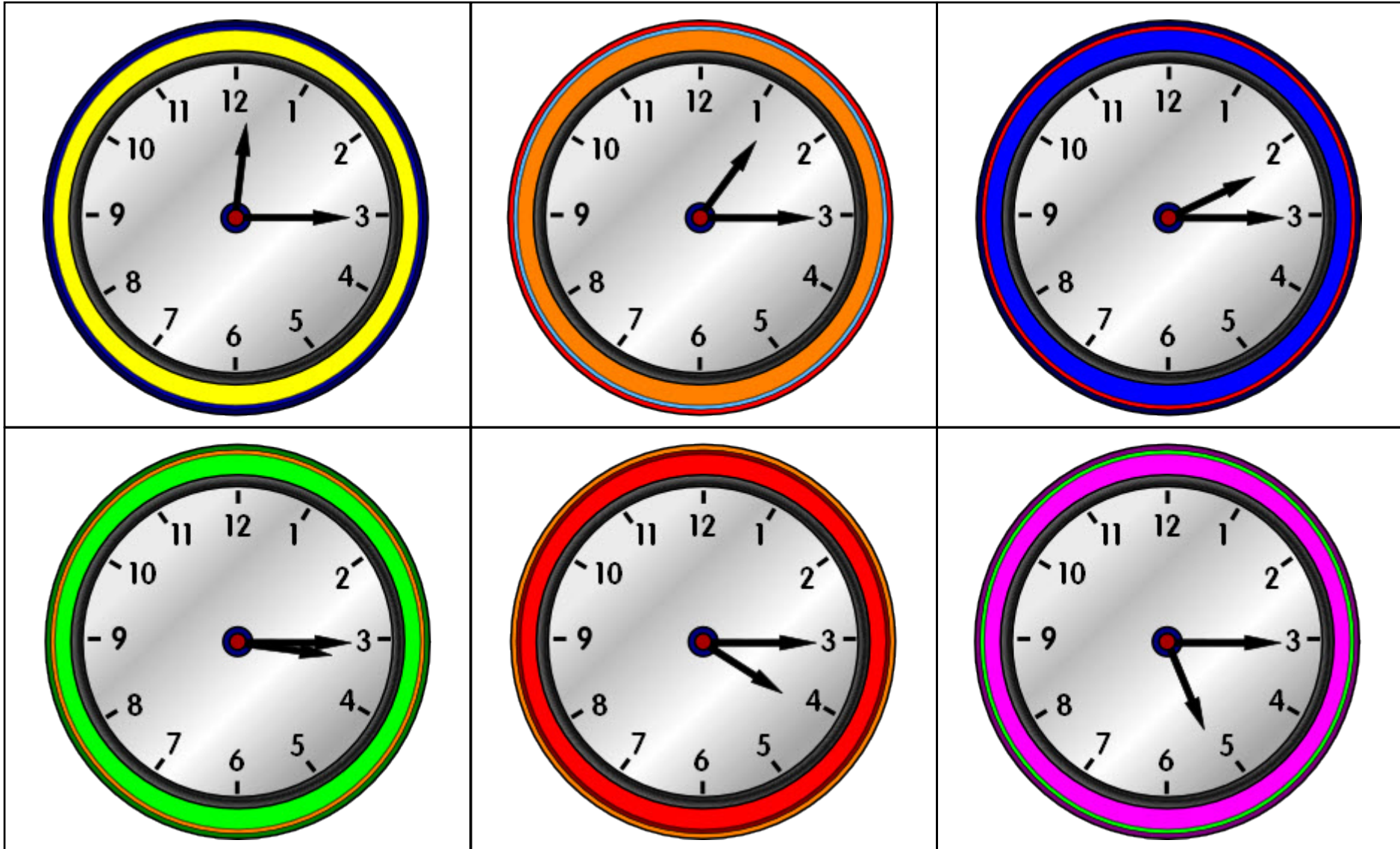
'Quarter past' times bingo!

Time board: children take turns to turn over a clock card and match it to a 'quarter past' time on their board. First to cover their board shouts "BINGO!"

quarter past 3	quarter past 11	quarter past 6
quarter past 4	quarter past 12	quarter past 10

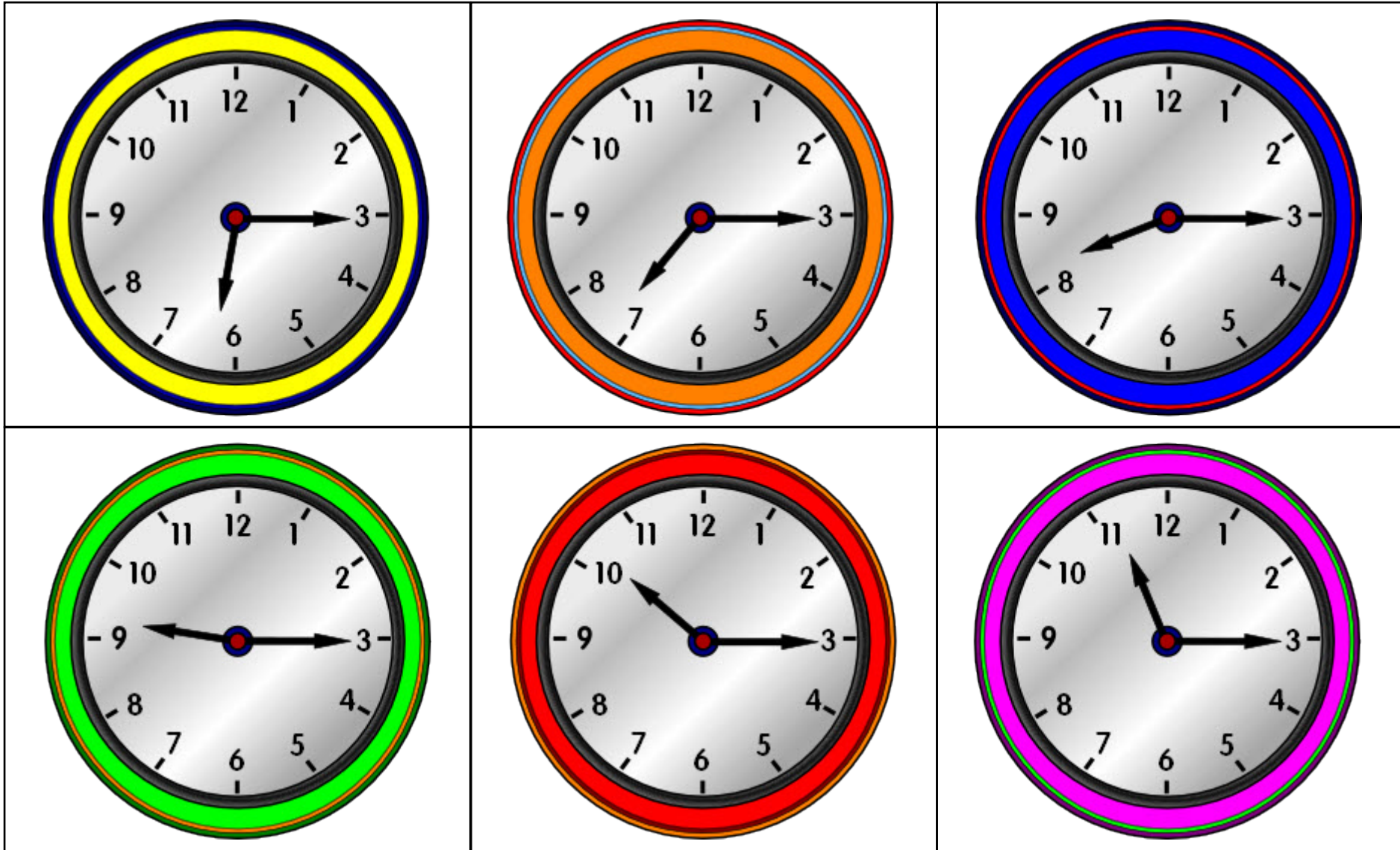
'Quarter past' times bingo!

Clock cards: cut these out for children to match to the 'quarter past' time boards.



'Quarter past' times bingo!

Clock cards: cut these out for children to match to the 'quarter past' time boards.





SparkleBox Teacher Resources Limited

Address: PO Box 1008, Cheltenham, GL50 9GN | Fax: 01242 524548 | Email: samuel@sparklebox.co.uk

A polite reminder about copyright

Many thanks for visiting [my website](#). As you can imagine, I spend a huge amount of time designing artwork and creating resources to add to the site each day. I trust that you have found some useful items to download!

In order to protect my livelihood, the products on the site are subject to Copyright Conditions. I would kindly ask that you respect these as it will mean that I can continue making resources for you in the future.

The full copyright stipulations are available at <http://www.sparklebox.co.uk/copydon.html>, but I have provided a brief summary below. These conditions apply to this resource and all purchased resources from my website.

What you **can** do with this resource:

You may reproduce it for your own PERSONAL or CLASSROOM use ONLY

This means you can print it as often as you want, make photocopies, back up on disc etc, **PROVIDED** it is for your own use!

What you **must NOT** do with this resource:

It must NOT be reproduced for others IN ANY FORM or BY ANY MEANS

This includes electronic or mechanical, including photocopying, recording, or by any information storage or retrieval system.

Do not distribute to your friends!

Not only is it against the law, but it will ultimately prevent me from continuing to produce predominantly free resources for teachers.

Thank you for respecting these terms - I appreciate it!

Kind regards,

Samuel.